

**Comhairle Contae
Dhún na nGall**
Donegal County Council

Buiséad Ioncaim Revenue Budget

2020



**Comhairle Contae
Dhún na nGall**
Donegal County Council

**Comhairle Contae Dhún na nGall
Donegal County Council**

**Statutory Revenue Budget
2020**

MEMORANDUM – BUDGET 2020

The Draft Revenue Budget 2020 was considered by the Council at the Statutory Budget Meeting held on the 22nd November 2019. Amendments to the Draft Revenue Budget (see below) have been incorporated herein.

The words 'Draft Revenue Budget' can now be replaced with 'Adopted Revenue Budget' throughout the text.

Amendments to Draft Revenue Budget 2020 – Statutory Budget Meeting of 22nd November 2019

Readers should be aware that the amendments listed below need to be taken into account when reading the Chief Executive's Report, Head of Finance Commentary and Divisional Preambles.

Expenditure **Increases/(Reductions)**

Sub-Service	Sub-Service Title	Amount
E0503	Environmental Awareness Services	€25,000
H0303	Refunds and Irrecoverable Rates	(€25,000)
H0301	Administration of Rates Office	€50,000
H0303	Refunds and Irrecoverable Rates	(€50,000)
Net Total		€0

Total Gross Income & Expenditure

	Draft	Adopted	Difference
Expenditure	€154,410,629	€154,410,629	€0
Income	€154,410,629	€154,410,629	€0

The total gross income and expenditure budget in the sum of €154,410,629 remains unchanged.

Annual Budget 2020

Table of Contents

Part I

Narrative	
Chief Executive's Report	1
Head of Finance Commentary	7
Divisional Preambles	15

Part II

Statutory Revenue Budget 2020 (Tables)	
Table A - Calculation of Annual Rate on Valuation	31
Table B - Expenditure and Income for 2020 and Estimated Outturn for 2019 - Summary	32
Table C - Calculation of Base Year Adjustment	36
Table D - Analysis of Income from Goods and Services	37
Table E - Analysis of Income from Grants and Subsidies	38
Table F - Expenditure and Income by Division for 2020 and Estimated Outturn for 2019 - Detail	39
Division A - Housing & Building	40
Division B - Road Transport & Safety	45
Division C - Water Services	50
Division D - Development Management	54
Division E - Environmental Services	59
Division F - Recreation and Amenity	64
Division G - Agriculture, Education, Health and Welfare	68
Division H - Miscellaneous Services	72
Appendix 1 - Central Management Charge	77
Appendix 2 - Summary of Local Property Tax Allocation	78
Certification of Adoption	79

BUISÉAD IONCAM BLIANTÚIL 2020

Réamhrá

Cuirim os bhur gcomhair an Dréachtbhuiséad Ioncaim do bhliain 2020 le bhur machnamh a dhéanamh air. Léirítear sa Dréachtbhuiséad seo an tsuim €154,410,629 le haghaidh caiteachas don bhliain dar críoch 31 Nollaig 2020. Tá sé cumtha ar an dóigh le fócas a choinneáil ar phríomh-ghnóithe na Comhairle agus ar na riachtanais oibriúcháin laethúla a thioctaidh chun cinn le linn 2020. Cuireann sé san áireamh fosta na cúinsí seachtracha a d'fhéadfadh cur isteach ar obair na Comhairle agus ar fhorbairt an Chontae sa chúig nó deich mbliana amach romhainn, go háirithe, An Breatimeacht. Cionn is gurb é seo an chéad bhuiséad de chuid na Comhairle úire, tá deis ann machnamh a dhéanamh ar an cheangal agus ar an idirspleáchas idir phróisis an Bhuiséid (idir Ioncam agus Caipiteal) agus na cuspóirí straitéiseacha a bheith an Chomhairle ag iarraidh a leagan síos sa chéad Phlean Corparáideach eile. B'é ceann de na an spriocanna a ba mhó a bhí ag an Chomhairle le linn na tréimhse seo caite ná cúinsí a chruthú ina raibh an Chomhairle in ann acmhainn airgeadais na heagraíochta a láidriú. Chuige sin, creidim féin, go bhfuil cothromaíocht mhaith bainte amach ag an Chomhairle idir seasamh láidir airgeadais inbhuanaithe agus leibhéal caiteachais sásúil a bheith ann chun seirbhísí cuí a sholáthar, agus ag an am chéanna, a chinntiú go bhfuil tacaíocht airgid ar fáil a chuireann le fás agus forbairt an Chontae agus leis an gheilleagar ar bhonn áitiúil.

Ábhar Machnaimh Ginearálta maidir le Bhuiséad 2020

Agus an Dréachtbhuiséad Ioncaim don bhliain 2020 á chur le chéile agam, chuir mé san áireamh tosaíochtaí tábhachtacha na mBall Tofa agus tá aird faoi leith leagtha agam ar roinnt príomhréimsí, ina measc:

- Cothabháil agus Cóiriú Tithe, Bóithre agus infrastructúr tábhachtach eile;
- Tacaíocht d'fhorbairt Eacnamaíochta agus do Chruthú Post,
- Ullmhúcháin cuí a dhéanamh le tabhairt faoi na himpleachtaí a d'fhéadfadh Breatimeacht a chruthú do Chontae Dhún na nGall;
- Pleananna nua a bheartú maidir le Tithíocht, Bóithre, Feabhsúcháin sa Réimse Poiblí, Caitheamh Aimsire / Fóillíocht agus Bonneagar Cruthaithe Poist;
- Branda Dhún na nGall a neartú agus tabhairt faoi mhargaíocht láidir chun Dún na nGall a chur chun cinn;
- Forbairt Turasoireachta, Fás agus Forbairt Táirgí;
- Forbairt i mBailte Tuaithe, Sráidbhailte agus Pobail ar fud an Chontae;
- Acmhainní na Comhairle a neartú chun Seirbhísí Tosaíochta a sholáthar;
- Sruthanna maoinithe breise a aimsiú agus cómhaoiniú a chumasú.

Feictear sa Dréachtbhuiséad go bhfuil tús áite tugtha do príomhréimsí ar nós Tionscnamh na gCistí Forbartha, Ciste nua le haghaidh Soilse Poiblí agus Mion-Bhonneagair, seirbhísí riachtanacha tosaigh, freastal ar riachtanais chómhaoinithe nua cosúil le Clár Peace, Cistí an Phlean Forbartha Náisiúnta, Scéimeanna INTERREG agus scéimeanna eile nach iad. Rinneadh na nithe seo ar fad gan na Rátaí Tráchtála a ardú. Is féidir liom a rá agus an togra seo á réiteach agam, gur thug mé aird ar thuairimí na mBall Tofa a tháinig chun cinn sa Ghrúpa um Beartas Corparáideach, ag cruinnithe na Comhairle, ag cruinnithe Ceantair Bardasach agus ag an Phróiseas Breithnithe Buiséad Ceantair Bardasach do 2020.

Straitéis Chorporáideach / Pleanáil Chorporáideach 2019 - 2024

Mar is eol do na Baill Tofa, tá dualgas ginearálta ar an Chomhairle an Phleanáil Chorporáideach a thabhairt chun críche laistigh den chéad sé mhí de shaol na Comhairle úire. Rinneadh an Plean Chorporáideach deireanach de chuid na Comhairle ag am nuair a bhí cúinsí náisiúnta an-éagsúil ar fad agus mar gheall air sin, dhírigh an Plean go mor ar sheirbhísí riachtanacha agus ar sheachadadh seirbhíse a chothabháil. Idir an dá linn, tá dul chun cinn suntasach le sonrú go hairithe i bpolasaí an Rialtais Náisiúnta i ndiaidh na lag trá. Tá sruthanna suntasacha cistiúcháin chaipitil ar an fhód arís chun tacú le tograí caipitil. Bhí an-imní agus éiginnteacht maidir le fás eacnamaíoch in 2014 agus faoin ráta a dtarlódh an fás sin, sé sin, dá dtarlódh sé ar chor ar bith.

Is é an dúshlán atá ann anois ná measúnú a dhéanamh ar an staid eacnamaíoch, bíodh sin ar an leibhéal feabhais, an leibhéal seasta nó eile. Dá bhrí sin, ní mór don Straitéis Chorporáideach agus an Próiseas Chorporáideach Pleanála an staid nua seo a chur san áireamh agus aird a thabhairt ar an treo ina bhfuil polasaithe náisiúnta ag dul, bíodh sin ó Ranna / Gníomhaireachtaí Rialtais ábhartha, forálacha an Phlean Forbartha Náisiúnta, Gníomhú ar son na hAeráide, Atógáil na hÉireann, Fiontar Eacnamaíoch agus Forbairt Pobail chomh maith leis an Bhreathimeacht. B'iontach an deis agus luachmhar an seisiún tiomnaithe a eagraíodh i mí Mean Fómhair chun teacht le chéile leis na Baill Tofa chun Straitéis Chorporáideach na Comhairle a phlé agus chun tosaíochtaí na Comhairle a shocrú don tréimhse amach romhainn.

Chomh maith leis an mhéid thuasluaite, caithfear aird a thabhairt ar an réimse leathan tionscadal a ceadáíodh le haghaidh Maoiniú Caipitil ó Ranna Rialtais, gníomhaireachtaí éagsúla de chuid an Stáit agus ó eagrais trasteorann agus an méid a chuirfidh siad seo le cuspóirí Chorporáideacha agus le riachtanais chómhaoinithe fosta. Is é luach na dtionscadal seo a aontaíodh faoi láthair ná thart ar €159 milliún le €17 milliún ag teastáil mar chómhaoiniú. Déantar foráil sa Dréachtbhuiséad anseo do chiste cómhaoinithe imfhálaithe de €0.5 milliún a úsáidfear i gcásanna áirithe mar cómhaoiniú díreach agus i gcásanna eile mar maoiniú do tháillí iasachta chun go bhféadfaí na cistí caipitil atá ag teastáil a tharraingt anuas. Lena chois sin, tá an Chomhairle ag leanúint ar aghaidh le forbairt, faomhadh agus seachadadh líon mór tionscadal faoi leith a bhfuil luach thart ar €365 milliún acu, agus beidh gá le cómhaoiniú idir €40 milliún - €60 milliún a shocrú. Níl na costais a bhaineann le seachadadh na dtionscadal feabhsúcháin Ten-T sa Chontae san áireamh anseo. Nuair atá staid cuí bainte amach ag na tionscadail seo, cuirfear iad san áireamh mar chuid de Bhuiséad Caipitil na Comhairle. Is cuid ábhartha iad i gcomhthéacs níos leithne maidir le Straitéis Chorporáideach agus Pleanála Airgeadais. Ar ndóigh, is cosúil go mbeidh tionchar níos mo ar Dhún na nGall ná ar aon Chomhairle eile mar gheall ar chinneadh na RA an tAontas Eorpach a fhágáil agus ní ábhar iontais é nuair a chuirtear suíomh, tíreolaíocht agus na nósanna trádála na bpobal trasteorann i lár an aonaigh.

Ghlac an Chomhairle, i gcomhar le Comhairlí eile buailte leis an teorann, go háirithe Cathair Dhoire agus Comhairle Ceantair an tSratha Báin, ról ceannaireachta ag leibhéal áitiúil, réigiúnach, náisiúnta, agus nuair is cuí, ar leibhéal idirnáisiúnta, chun dul i ngleic leis an Bhreathimeacht ionas go dtuigtear go soiléir na himpleachtaí ag leibhéal áitiúil agus leibhéal réigiúnach.

Mar gheall ar an neamhchinnteacht agus an réimse cásanna difriúla a d'fhéadfadh cuir as don Straitéis Chorporáideach agus an Próiseas Pleanála, ceist an Bhreathimeachta san áireamh, creidim go mbeadh sé siosmaideach dá bhfanadh an Chomhairle go dtí go bhfuil toradh an Bhreathimeachta le feiceáil sula gcuirtear dlaoi mullaigh ar na socruithe maidir leis an chéad Phlean Chorporáideach eile.

Lena chois sin, is é mo bharúil go bhfuil gá le Measúnacht Tionchair Fhorbartha Eacnamaíochta agus Plean Infheistíochta tacaíthe a réiteach le thabhairt faoi tionchar diúltach an Bhreitheachta, go hairithe anseo i nDún na nGall agus go léireofar sa mheasúnú sin na cúinsí ar leith a bhaineann le Dún na nGall agus go gcuirfear an t-eolas sin san áireamh i Straitéis Chorporáide na Comhairle agus go ndéantar cás réasúnta bunaithe ar fhianaise réidh le cur os comhair an Rialtais ag iarraidh na dtacaíochtaí atá riachtanach sa chás seo.

Measaim go dteastaíonn ionchur ó acmhainní seachtracha a bhfuil na cáilíochtaí agus an taithí chuí acu. Tá sé i gceist agam na socruithe a dhéanamh chun an cuidiú atá riachtanach leis an obair seo a dhéanamh a dhéanamh agus ag an am chéanna, chomh fada agus is féidir, an chuid eile den obair atá le déanamh ar phróiseas Straitéise agus Pleanála Corparáide na Comhairle, a chur i gcrích.

BUÍOCHAS

Ba mhaith liom mo bhuíochas ó chroí a ghabháil leis an Chathaoirleach, an Clr. Nicholas Crossan, iar-Chathaoirleach an Clr. Séamus Ó Domhnaill, agus leis na Baill Tofa agus iarbhaill na Comhairle as a dtacaíocht agus a gcomhoibriú le 12 mhí anuas. Ba mhaith liom buíochas a ghabháil leis an Ghrúpa Beartais Chorporáidigh agus leis an Choiste Polasaí Straitéiseach agus le Coistí eile as a n-iarraichtaí le plean oibre 2019 a thabhairt ar lámh. Is mian liom mo bhuíochas a chur in iúl do mo chomhghleacaithe ar Fhoireann Bhainistíochta na Comhairle agus do fhoireann s'acu féin as dianchlár oibre agus seirbhísí a sheachadadh le blianta beaga anuas.

Is mian liom fosta aitheantas a thabhairt do na Stiúrthóirí Seirbhíse agus a gcuid foirne as a ndúthracht chun an Dréachtbhuiséad Ioncaim seo do 2020 a réiteach. Agus sárobair an Uasail Richard Gibson agus a chuid foirne luaite, is mian liom chomh maith aitheantas a thabhairt don ionchur sa phróiseas a rinne an bhean uasal Tanya Kee mar Chuntasóir Bainistíochta na Comhairle. Ba mhaith liom buíochas a ghabháil leis an bhean uasal Anne McElchar agus leis an bhean uasal Cara Patton as a ról chun Oifig an Phríomh-Fheidhmeannaigh a réachtáil go héifeachtach.

MOLADH

Molaim go nglacfar an Chomhairle leis an Dréachtbhuiséad Ioncaim 2020 mar a tugadh ar lámh anseo le Ráta Bliantúil Luachála (ARV) de €71.81 don Chontae agus do cheantair na gcomhairle baile agus iar-bhaile Leitir Ceanainn agus Bun Dobhráin, agus €56.29 do iar-cheantar Chomhairle Baile Bhun Cranncha.

ANNUAL REVENUE BUDGET 2020

Introduction

I submit for your consideration the Draft Revenue Budget for 2020. This Draft Budget provides for expenditure in the sum of €154,410,629 for the year ending 31st December 2020. It is set in the context of maintaining a focus on the core business of the Council and on the day-to-day operational requirements that will arise during 2020. It also takes into consideration the many external factors that might affect the work of the Council and the development of the County over the next five to ten years in particular, including Brexit. As this is the first budget of the new Council, there is an opportunity to consider the linkage and interdependence between the Budget processes (both Revenue and Capital) and the strategic objectives that the Council will want to set in the next Corporate Plan. Creating the circumstances to build the financial capacity of the organisation has, during its past term, been a critical priority of the Council. To this end, the Council has, I believe, struck a good balance between establishing a solid sustainable financial position and at the same time ensured that expenditure provisions are sufficient to enable the delivery of required services, and to fund work that supports and develops the County and economy at local level.

General Budget Considerations 2020

In framing the Draft Revenue Budget for 2020, I have taken account of the priorities of the Elected Council, with an emphasis on a number of key areas including:

- The Maintenance and Improvement of Houses, Roads and other key infrastructure,
- Support for Economic Development and Job Creation,
- Preparations for the exit of the UK from the EU and the implications arising for Donegal,
- Preparing a pipeline of Plans for Housing, Roads, Public Realm improvements, Recreation / Leisure and Job Creation Infrastructure,
- Strengthening the Donegal Brand and marketing the County,
- Tourism Development, Promotion and Product Development,
- Development in Rural Towns, Villages and Communities across the County,
- Maximising the Council's own-resource provision for Priority Services,
- Targeting additional funding streams and enabling co-financing.

The Draft Budget herein provides for key areas such as the Development Funds Initiative, a new Public Lights and Minor Infrastructure Fund, the provision of essential frontline services, meeting the anticipated co-funding requirements of new schemes such as Peace Funding, the National Development Plan Funds, and INTERREG schemes, among others. These provisions have been made without the requirement for an increase in Commercial Rates. In making this proposal, I have had regard to the views of the Members as presented through considerations at Corporate Policy Group, Plenary Council, the Municipal District Meetings and the Municipal District Budget considerations process for 2020.

Corporate Strategy / Corporate Planning 2019-2024

There is, as Members will be aware, a general requirement in ordinary circumstances for the Council to close out its Corporate Planning for the term of Council within the first six months of the life of the new Council. The Council's last Corporate Plan was made at a time when the overall national context was very different, and as a consequence, had a significant focus on maintaining essential services and service delivery. Things have moved on very considerably in the interim period, most notably in the

formulation of National Government policy post recession and the restoration of significant streams of capital funding to support and deliver on same. The expectation in 2014 was tempered with much uncertainty about economic growth and the rate at which that growth would occur, if at all.

The challenge now is to assess the extent to which the economic situation will continue to improve, level off or otherwise. The new Corporate Strategy and Corporate Planning process must therefore take account of this new situation and have regard to national policy direction the provisions of the National Development Plan, Climate Action, Rebuilding Ireland, Economic Enterprise and Community Development as well as Brexit. The opportunity to engage with the Elected Members in a dedicated session in September on the Council's Corporate Strategy for the period ahead has been valuable in establishing the Council's priorities.

In addition to the above, account must be taken of the extensive range of projects that have been approved for Capital Funding from Government departments, various agencies of State and cross border entities, the contribution that these will make to corporate objectives and the co-funding requirements arising. The value of these projects currently approved is approximately €159 million with €17 million required as co-financing. The Draft Budget herein makes provision for a ring fenced co-funding of €0.5 million which will be deployed in some instances as direct co-funding and in others as funding for loan charges to enable the drawdown of the capital funding needed. In addition, the Council is pursuing the development, approval and delivery of a large number of specific projects with a value in the region of €365 million of which co-funding of €40 million - €60 million will be required. This does not include the costs associated with the delivery of the Ten-T improvement projects in the County. While these projects will be considered as part of the Council's Capital budget, they are a relevant context in the wider setting of Corporate Strategy and Financial Planning.

Inevitably the decision by the UK to leave the European Union is arguably likely to have more impact on Donegal than on any other Council area having regard to location, geography and the embedded nature of the cross-border economy and communities. The Council has, in collaboration with other border Councils, and particularly Derry City and Strabane District Council, taken a leadership role at local, regional, national, and where appropriate, international level, to engage in the Brexit considerations to ensure that the implications at local level and regional level are fully understood.

Having regard to the range of factors that impact on the context for the Corporate Strategy and Planning process and to take account of the likelihood of greater Brexit impacts on Donegal, I believe that it would be prudent for the Council to await the outcome of the ongoing process on Brexit before it concludes its deliberations on the next Corporate Plan, given the uncertainty and the range of potential different scenarios that could arise.


Furthermore, and in view of the likelihood of a higher impact of Brexit on Donegal than elsewhere, I consider that there is a requirement for a specifically prepared Economic Development Impact Assessment and supporting Investment Plan, addressing the unique circumstances arising in Donegal to inform the Council's Corporate Strategy and provide an evidenced based case for presentation to Government seeking the supports necessary. I consider that this work requires the input of suitably qualified and experienced external resources. I propose to make the arrangements to procure and engage the assistance necessary to do this work in parallel with, in so far as is possible, the remainder of the work to be done on the Council's Corporate Strategy and Planning process.

ACKNOWLEDGEMENTS

I wish to extend my thanks and appreciation to the Cathaoirleach Cllr. Nicholas Crossan, former Cathaoirleach Cllr. Seamus O'Domhnaill, and to the Members and former Members of the Council for their support and co-operation over the past 12 months. I wish to thank the Corporate Policy Group and the Strategic Policy and other Committees for their efforts and application in delivery on the 2019 work plan. I wish to acknowledge the continued significant contribution of my colleagues on the Council's Management Team and their staff in the delivery of an intensive programme of works and services over the past years. I also wish to acknowledge the efforts of the Directors of Service and their staff in the preparation of this Draft Revenue Budget for 2020. In acknowledging the efforts of Mr. Richard Gibson and his staff, I wish to also acknowledge the input to the process of Ms. Tanya Kee as the Council's Management Accountant. I wish to thank Ms. Anne McElchar and Ms. Cara Patton for their roles in supporting the running of the Chief Executive's Office.

RECOMMENDATION

I recommend that the Council adopt the 2020 Draft Revenue Budget as presented with an Annual Rate of Valuation (ARV) of €71.81 for the County and former Town Council areas of Letterkenny and Bundoran, and €56.29 for the former Town Council area of Bunrana.



Seamus Neely
Chief Executive

11th November 2019

Head of Finance Commentary

Prescribed Period of Budget 2020

The Minister for Housing, Planning and Local Government has determined the period 1st November 2019 to 30th November 2019 as the prescribed period for Donegal County Council for the holding of the 2020 Revenue Budget Meeting.

The Minister has also prescribed the period 14th October 2019 to 15th November 2019 for the holding of a meeting of municipal districts to consider the draft budgetary plan.

The Statutory Revenue Budget Meeting will be held at 10am on Friday 22nd November 2019.

The Budget must be adopted within a period of 14 days commencing on that date. The final date for the adoption of the Budget is Thursday 5th December 2019.

The Draft Budget has been prepared in the format prescribed by the Department of Housing, Planning and Local Government.

Budget Preparation

The Council

As required under Section 20 of the Finance (Local Property Tax) Act 2012, as amended, the full Council, following consideration, resolved at the Council meeting held on 30th September 2019 to increase the rate of Local Property Tax in 2020 for Donegal by 15%, providing additional LPT income for Donegal County Council in 2020 of €1,655,628.

Corporate Policy Group

The Corporate Policy Group discussed the context and considerations affecting the preparation of the 2020 Draft Budget at meetings held on 16th July 2019, 23rd September 2019, and 8th November 2019.

Municipal Districts

The Municipal Districts, as part of the draft budgetary plan and plenary budget preparation, and as required under Sections 2.1 and 2.2 of Circular Fin 07/2019, considered and discussed a range of issues as part of budget workshops held during 1st to 4th October 2019, and made further observations and recommendations when formally considering their respective draft budgetary plans at meetings during the period 15th – 25th October 2019.

Financial Context

The 2020 Budget

This Budget is based on the following bases and assumptions:

- A Local Property Tax allocation of €26,775,478, which includes equalisation funding of €16,289,832, has been made to Donegal County Council for 2020. The decision to increase the rate of Local Property Tax by 15% for 2020 has provided Donegal County Council with additional LPT funding of €1,655,628 for 2020.
- The Annual Rate of Valuation (ARV or rates multiplier) of €71.81 has not been increased for 2020.
- In line with Section 29 of the Local Government Reform Act 2014, the Annual Rates of Valuation (ARV or rates multipliers) for the former town council areas of Letterkenny and Bundoran were harmonised as part of the budget process for 2018.

- In line with Section 29(8) of the Local Government Reform Act, a Ministerial Order has been approved in respect of the former Buncrana Town Council area, which facilitates the Base-Year-Adjustment (BYA) for the former Buncrana Town Council area to be incrementally reduced over an extended period. The annual rate of valuation (ARV) for the former Buncrana Town Council area is €56.29 for 2020.
- The draft budget provides for a total directly-applied General Municipal Allocation (GMA) of €740,000, and takes account of the Municipal District budget meeting discussions and feedback in this regard.
- The Council will deliver certain water services on behalf of Irish Water in 2020. This budget is prepared on the basis that the costs incurred by the Council will be recouped in full in line with the existing Service Level Agreement with Irish Water.
- There remains a requirement, as part of a multi-annual approach to continue with a number of exceptional measures to match income with required expenditure for 2020, in an effort to provide a balanced budget for the members' consideration. This includes:

- Utilisation of Internal Capital Receipts	€400,000
- Availability of certain other reserves	€3,604,437
- Targeting of exceptional NPPR income	€900,000
Total	<u>€4,904,437</u>
- The value of exceptional measures, required to provide a balanced budget, has decreased from €5.249m in 2019 to €4.904m in 2020.

The draft Budget for 2020 provides for total expenditure of €154,410,629 and anticipates income of €118,576,123 from a range of services and sources including Local Property Tax, rents, fees, charges, loan repayments, grants, recoupments, Internal Capital Receipts (ICRs), certain reserves, and NPPR charges. The balance of €35,834,506 will be funded from commercial rates.

Division	Budget 2020
Housing and Building	€20,649,032
Road Transport & Safety	€48,199,128
Water Services	€18,475,824
Development Management	€15,407,224
Environmental Services*	€14,713,893
Recreation and Amenity	€10,114,644
Agriculture, Education, Health & Welfare	€2,802,388
Miscellaneous Services*	€24,048,496
Total	€154,410,629

* *Figures adjusted post adoption of budget*

Commercial Rates

Commercial Rates will provide income of €35,834,506 in 2020.

The Annual Rate of Valuation (ARV) of €71.81 has not been increased for 2020. The Base Year Adjustment (BYA) in respect of the former Buncrana Town Council area has been reduced for 2020. The Annual Rate of Valuation (ARV) for the former Buncrana Town Council area is €56.29 for 2020.

On 4th November 2019, the Commissioner of Valuation made a Valuation Order under Section 19 of the Valuation Act 2001 (as amended) for the rating authority area of Donegal County Council. This order signals the formal commencement of the revaluation of all commercial properties in the rating authority area of Donegal County Council, in accordance with the timeframes laid out in the Valuation Acts.

The revaluation process is being managed independently by the Valuation Office. The Valuation Office will correspond directly with each ratepayer in Donegal, and will provide guidance and sample documentation to assist ratepayers throughout the process.

The revaluation will take account of contemporary rental values in the rating authority area of Donegal County Council, and is designed to achieve a more equitable distribution of commercial rates among ratepayers. It is envisaged that the new valuations will become effective for rating purposes from 1st January 2022. The revaluation will not increase the total rates revenue raised by Donegal County Council.

Outturn 2019

The 2019 Revenue Budget has been managed with the objective of working towards a balanced outturn at year-end.

While the outcome for 2019 will not be known until completion of the Annual Financial Statement, the indications at present are trending towards a broadly balanced outcome, taking into account an expected requirement to utilise a proportion of the exceptional measures (reserves and Internal Capital Receipts) to achieve this outcome.

While a balanced outturn will be met using this approach, it is neither desirable nor sustainable to rely on reserves and Internal Capital Receipts to achieve such an outcome. The need to identify and apply sustainable income lines is an urgent priority for future budgets.

Irish Water

Irish Water has been calculated as a contra item for 2020, i.e. that all expenditure associated with the provision of the Service Level Agreement (SLA) will be recouped in full, and that no cost will fall to the Council in respect of this work area for the coming year.

Expenditure on behalf of Irish Water, under the Service Level Agreement, is estimated at €16,310,321 for 2020.

Payroll

The total payroll cost for 2020 is €72,582,024, inclusive of pensions and gratuities of €9,316,606. Of this amount, €10,896,626 is included in the Irish Water budget and €3,853,671 is budgeted for in the Capital Account.

The unwinding of the various Financial Emergency Measures in the Public Interest Acts has, since 2016, seen the gradual restoration of pay to local authority staff. In that context, additional income has been allocated from the Department of Housing, Planning & Local Government, in acknowledgement of these non-discretionary costs. The total income from this source for 2020 is in the amount of €3,384,298.

When taking into account staff fully chargeable to Irish Water and other recoupable headings, there is no additional demand from Council own-resources for restored pay and allowances in 2020.

Staff Pensions and Gratuities amount to €9,316,606, made up of €2,127,180 for gratuities and €7,189,426 for pensions. While the level of gratuities will vary from year to year, the underlying trend for pension payments each year continues upwards.

The overall payroll budget for 2020 shows a substantial increase, driven variously by the implementation of the organisation's workforce plan, both indoor and outdoor, and reflecting both additional numbers and revised grading structures, in addition to the aforementioned unwinding of the various Financial Emergency Measures in the Public Interest Acts 2009 - 2013, as they relate to public service pay.

IPB Capital Release

A report to Council in May 2017 advised the elected members of a structured release of retained earnings from the Council's insurers, Irish Public Bodies Insurance CLG (IPB). The original proposal for the release of any funds from this source sought to ring-fence the funds concerned for the write-down of capital balances, or general revenue deficits, where appropriate. However, agreement was subsequently reached to use released funds for the purposes of:

- (a) Carrying out capital works targeted at making improvements that mitigate public liability insurance risk (such as improvements to footpaths)
- (b) Managing increasing insurance costs resulting from the buyout of excesses, availing of 'ground-up' cover, general increases in the annual insurance premium, and the loss of dividend income

In this context, it was agreed that an amount of €2.25m (€750k per year, over a three-year period) would be ring-fenced by Donegal County Council with a view to carrying out infrastructure improvements that will mitigate insurance risk. When combined with own resource funding approved by the Elected Members in July 2019, a fund totalling €4.2m was created to carry out a Countywide Footpath Programme designed to improve local infrastructure and mitigate public liability insurance risk.

Additionally, funds released from IPB have been allocated, as exceptional income in Budget 2019 and draft Budget 2020, to mitigate increased insurance costs relating to those headings mentioned at (b) above, and to support the provision of a balanced budget.

To date, an amount in the sum of €3.614m has been released to Donegal County Council. The amount released to date is fully allocated. It is expected that the balance of the funds will be released to the Council over the period up to 2022, conditional on the agreement of the Central Bank. Proposals for the utilisation of further releases of capital will be brought before the members, as and when funds are released and available.

Table of Expenditure & Income Budget 2020/Budget 2019

Divisions	Budget Expenditure 2020	Budget Expenditure 2019	Budget Income 2020	Budget Income 2019
Housing & Building	€20,649,032	€19,477,783	€20,391,732	€19,872,980
Road Transport & Safety	€48,199,128	€44,836,067	€30,666,011	€27,602,856
Water Services	€18,475,824	€18,265,235	€17,023,393	€16,905,166
Development Management	€15,407,224	€13,780,425	€4,131,724	€3,012,074
Environmental Services*	€14,713,893	€13,908,348	€1,514,091	€1,310,215
Recreation & Amenity	€10,114,644	€9,609,521	€1,002,822	€645,204
Agriculture, Education, Health & Welfare	€2,802,388	€2,755,140	€486,634	€512,063
Miscellaneous Services*	€24,048,496	€23,347,284	€16,584,238	€16,618,589
Local Property Tax/General Purposes Grant			€26,775,478	€25,119,850
Amount of Rates to be Levied			€35,834,506	€34,380,806
Total	€154,410,629	€145,979,803	€154,410,629	€145,979,803

Standard Rounding Rules Apply

* Figures adjusted post adoption of budget

Income & Expenditure Movements 2019 - 2020

Overall, budgeted expenditure has increased from €145,979,803 in 2019 to an estimated €154,410,629 in the Draft Budget for 2020.

The primary reasons for this movement include:

- An increase in Housing Maintenance expenditure in the sum of €500,000
- The provision of €500,000 for the purpose of meeting the demands of co-funding opportunities across a range of services, including the capacity to avail of loan financing where required
- A decrease in anticipated income from Non-Principal Private Residence (NPPR) charges of €500,000
- The creation of a Public Lights and Minor Infrastructure Fund in the sum of €203,500
- An increase in payroll, pensions and gratuities, attributable to revenue only, of €2,273,950.
- An increase in anticipated expenditure on Roads (Division B), excluding Payroll and Service Support Costs, and subject to confirmation of grant funding, of €3,091,268
- An increase in Local Property Tax income in the sum of €1,655,628
- An increase in gross Commercial Rates income of €1,453,700 (primarily as a result of buoyancy – revisions and new property valuations)
- An increase in funding from the Department of Housing, Planning & Local Government in the sum of €837,778, relating to non-discretionary cost increases arising as a result of the unwinding of the various Financial Emergency Measures in the Public Interest Acts (FEMPI)

Sources of Expenditure Comparison with Previous Year

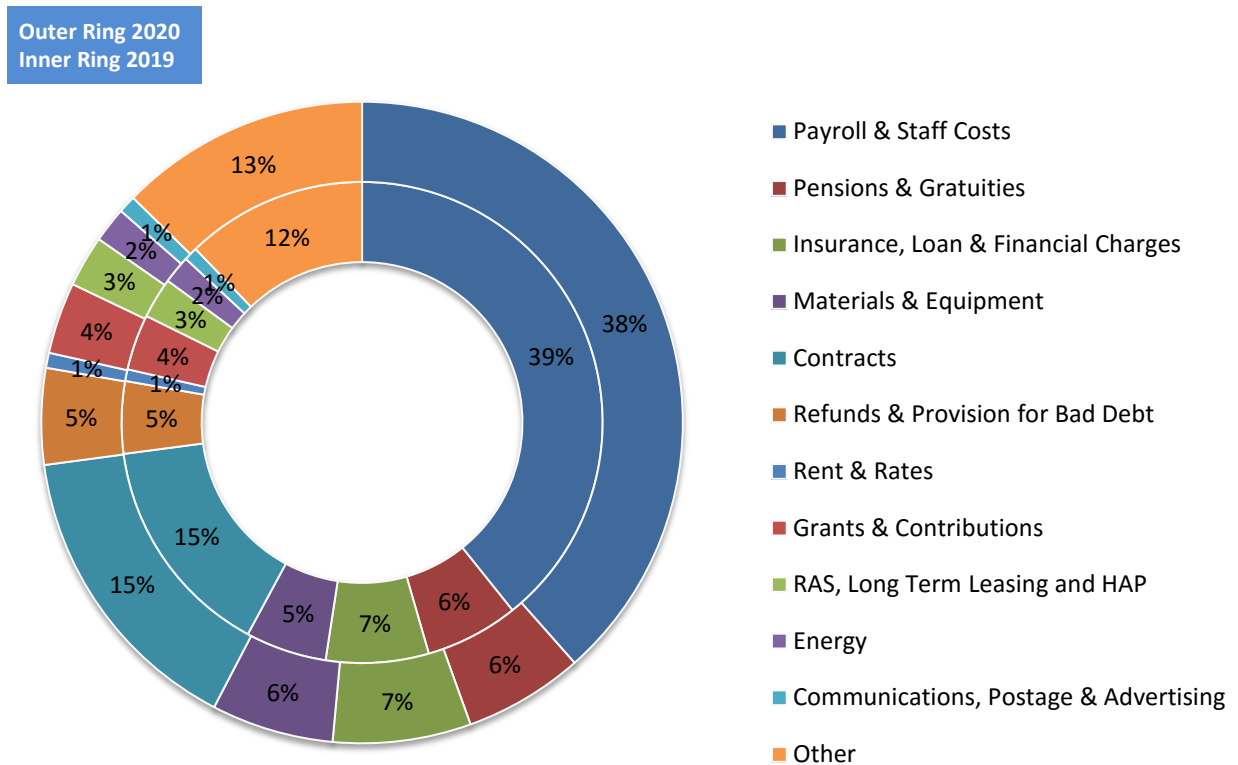


Table of Sources of Expenditure 2020/2019

Sources of Expenditure	Budget 2020	Budget 2019	2020%	2019%
Payroll & Staff Costs	€59,411,747	€57,294,767	38.48%	39.25%
Pensions & Gratuities	€9,316,606	€9,159,636	6.03%	6.27%
Insurance, Loan & Financial Charges	€10,745,704	€10,082,488	6.96%	6.91%
Materials & Equipment	€9,514,024	€7,956,627	6.16%	5.45%
Contracts	€23,550,091	€21,950,135	15.25%	15.04%
Refunds & Provision for Bad Debt	€7,415,185	€7,084,080	4.80%	4.85%
Rent & Rates	€1,170,127	€1,145,853	0.76%	0.78%
Grants & Contributions	€5,642,995	€5,470,629	3.65%	3.75%
RAS, Long Term Leasing and HAP	€3,997,284	€3,984,646	2.59%	2.73%
Energy	€2,743,419	€2,745,465	1.78%	1.88%
Communications, Postage & Advertising	€1,372,793	€1,342,273	0.89%	0.92%
Other	€19,530,654	€17,763,204	12.65%	12.17%
Total	€154,410,629	€145,979,803	100%	100%

Standard Rounding Rules Apply

Sources of Income Comparison with Previous Year

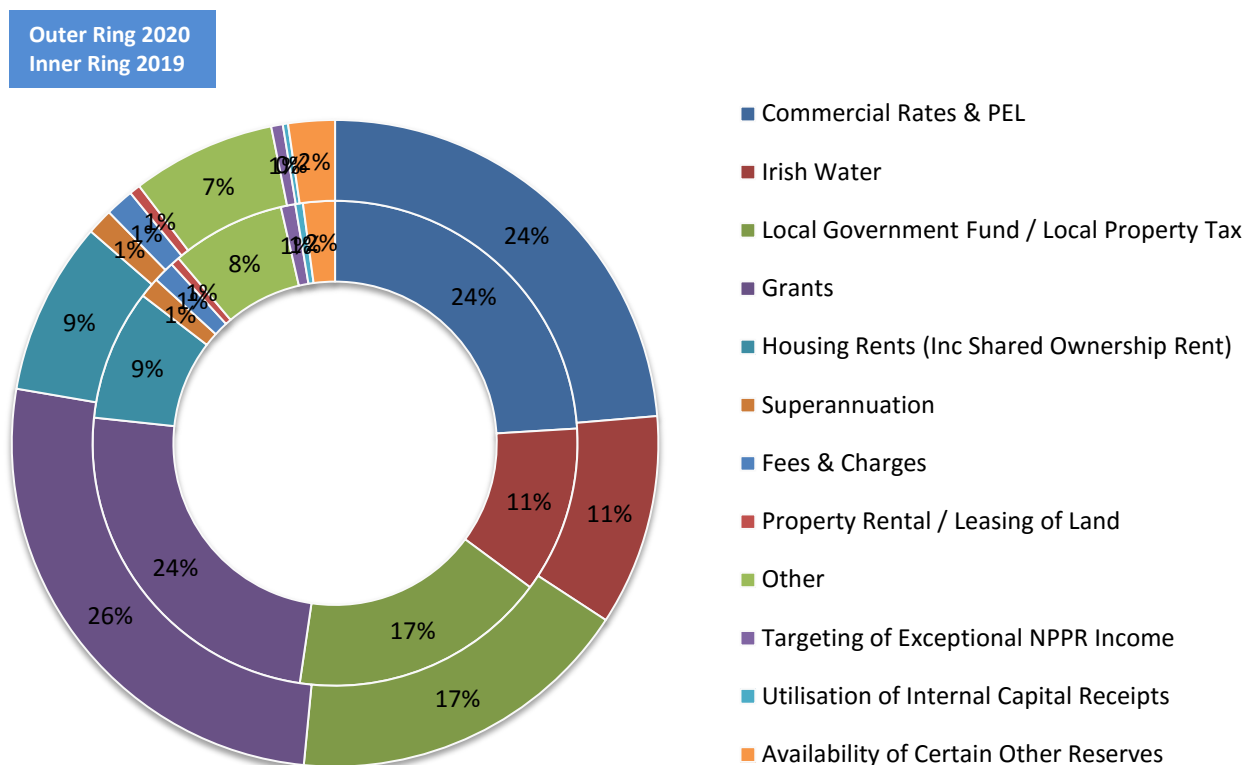


Table of Sources of Income 2020/2019


Sources of Income	Budget 2020	Budget 2019	2020 %	2019 %
Commercial Rates & PEL	€36,534,504	€35,080,806	23.66%	24.03%
Irish Water	€16,283,577	€16,162,528	10.55%	11.09%
Local Government Fund / Local Property Tax	€26,775,478	€25,119,850	17.34%	17.21%
Grants	€40,394,672	€35,795,264	26.16%	24.36%
Housing Rents (Inc Shared Ownership Rent)	€13,392,094	€12,743,716	8.67%	8.73%
Superannuation	€2,000,000	€2,000,000	1.30%	1.37%
Fees & Charges	€2,184,987	€2,086,328	1.42%	1.43%
Property Rental / Leasing of Land	€843,092	€874,742	0.55%	0.60%
Other	€11,097,788	€10,868,066	7.19%	7.59%
Targeting of Exceptional NPPR Income	€900,000	€1,400,000	0.58%	0.96%
Utilisation of Internal Capital Receipts	€400,000	€750,000	0.26%	0.51%
Availability of Certain Other Reserves	€3,604,437	€3,098,502	2.33%	2.12%
Total	€154,410,629	€145,979,803	100%	100%

Standard Rounding Rules Apply

ACKNOWLEDGEMENTS

I would like to acknowledge the work of Ms Tanya Kee, A/Management Accountant, in supporting the preparation of the draft Revenue Budget. I would also like to acknowledge specifically the staff in Management Accounts, Ms Anne Marie Quinn, Ms Mary Frances Doherty and Ms Cathy Slattery for their work in the preparation of this book.

I would also like to thank and acknowledge the co-operation and assistance of the elected members, management colleagues and staff in preparing this year's Revenue budget.



Richard Gibson FCCA,
A/Head of Finance

DIVISIONAL PREAMBLES
2020

Central Management Charges and Service Support Costs

1. This budget book has been prepared in a format (services costing) required by the Department of Housing, Planning and Local Government.
2. Costs wholly or directly attributed to a service are charged to the service.
3. Central overheads, where costs cannot be directly attributed to any one service, are assigned to cost pools. These cumulative costs are then shared out using “cost drivers” and are added to direct service support costs under sub-service headings entitled “service support costs”.
4. All divisions and service areas have such costs and are attributed under the sub-services ending with “99” in this Budget book e.g. for National Primary Roads Maintenance & Improvement, the code is in B0199.
5. These service support costs tend to be of a fixed or semi-fixed nature e.g. salaries, pensions, loan charges, I.S., semi-fixed overheads, etc. As such, they are not discretionary.
6. The costs can vary widely year-to-year and service-to-service. Reasons for this include variances in gratuity or lump sum payments, variances in payroll costs, variances in I.T. costs and other central cost headings, changes in the driver basis of the cost drivers e.g. numbers of transactions in finance, etc.
7. The table below details the cost pools and drivers for 2020.

Sequence	Cost Pool		Driver Basis
1	Pensions & Lump Sums		Salary and Wages costs
2	Corporate Buildings		M ²
3	Corporate Affairs		Staff numbers
4	IT	Intranet	No. of networked PC's
		Applications Network	Percentage usage basis
5	Post Room		Recorded Post Out Costs and usage basis of photocopying facilities
6	Human Resources		Weighted staff nos.
7	Finance		Transactions
8	Area Offices		Time Spent on Service by Area Office Staff

8. The summary CMC costs for 2020 are reflected in Appendix 1 of this Budget book.

Division A - Housing and Building

- 1.1 The Council currently manages 4,985 housing units, of which 4,815 are Council-owned, and 170 are leased.
- 1.2 An additional allocation of €500,000 was provided in the Housing Maintenance Budget in 2019. This resulted in the Council being in a position to commence a more planned and proactive approach to maintaining our houses, which has enabled, for example, the commencement of a Painting Programme. This is included again in 2020, with an additional provision of €500,000 bringing the overall Housing Maintenance Budget provision for 2020 to €5,513,845.
- 1.3 The Council has been proactive in sourcing funding from The Department of Housing Planning and Local Government under the Voids programmes since 2014. By the end of this year, the Council will have drawn down in excess of €5m, and will have refurbished over 900 vacant properties to a high standard for re-letting.
- 1.4 In addition to the above, the Council has also been upgrading stock through the Energy Efficiency / Fabric Upgrade Programme with funding from the Department. By the end of this year, the Council will have completed works to approximately 2,500 houses with a spend in excess of €4 million, with further work ongoing that will complete Phase 1 of the programme, and enable a funding application to be made for Phase 2 in 2020 in respect of windows and doors replacement.
- 1.5 There has been a significant increase in demand under the Housing Adaptation Grant, Mobility Aids Grant and the Housing Aid for Older People Grants Schemes during 2019. In this regard, the sum of €400,000 is being provided for again in 2020. The Department provides 80% funding towards these grants schemes. As the local contribution towards such grants is 20%, a local provision of €400,000 would enable the Council to co-fund an allocation of €1.6m from the Department that would allow expenditure of up to €2m in 2020.
- 1.6 €13,392,094 is anticipated for rental income in 2020, including standard rents (€12,000,000), RAS (€549,109), Third Party Tenant Rent (€498,104) and Shared Ownership Rent (€343,009).
- 1.7 The total number of properties providing social housing under RAS is 235, and under leasing is 170. A budget of €4,287,226 is provided for under these headings. This is funded by grants and lease-rentals.
- 1.8 A sum of €52,750 is provided in respect of Housing Estate Management. This will enable the Council to continue to support residents' associations in Council estates that are proactive in the maintenance and upkeep of their estates.
- 1.9 The Housing Needs Assessment was carried out during 2019. There are currently 2,612 households on the housing list. This includes 1,666 households already accommodated, either in Council accommodation or under the HAP scheme, resulting in a net waiting list of 946 households.
- 1.10 The total number of housing loan borrowers is 458. There are 416 active loan accounts, with 42 rented-equity-only and arrears-only accounts.
- 1.11 During 2019, a number of options and schemes have been progressed to assist borrowers who cannot sustain their loan repayments, or who wish to restructure a Shared Ownership Loan. One such Scheme is the 'Local Authority Mortgage to Rent Scheme', which has permitted borrowers to remain in their property as tenants. This scheme has assisted a number of borrowers, and continues to be availed of as a viable option in dealing with borrowers who are experiencing difficulties in maintaining loan repayments. A number of Shared Ownership accounts have also converted to single annuity loans through the Restructuring process with more to follow in 2020.
- 1.12 A total of €1,832,044 is provided for technical and administrative support, which includes €497,105 in respect of Voluntary Housing Loan Charges, and €1,042,509 for housing construction and design costs.
- 1.13 Service Support Costs in respect of Division A amount to €4,617,232, of which €3,166,790 are Central Management Charges allocated from Division J.

Division B - Road Transport & Safety

- 2.1 The extent of the road Network in Donegal is detailed below (km):

Municipal District	National Primary	National Secondary	Regional	Local	Total
Donegal	53.4	29.7	128.0	1,141.5	1,352.6
Glenties	0.0	104.9	193.5	969.3	1,267.7
In/owen	22.3	0.0	180.2	1,364.7	1,567.2
L/kenny	19.0	22.0	199.8	1,094.7	1,335.5
St/orlar	57.1	0.0	82.2	783.7	923.0
Totals	151.8	156.6	783.7	5,353.9	6,446.0

- 2.2 The following sums have been provided for. The specific allocation of aspects of these will be determined following consideration at Municipal District level as part of the Road Works Programme as appropriate.

2.3 National Primary

- Winter Maintenance €279,070
- General Maintenance €287,846

National Secondary

- Winter Maintenance €165,000
- General Maintenance €195,131

The National Primary and National Secondary allocations are provided for at the same level as in 2019, and are fully funded by Transport Infrastructure Ireland.

2.4 Regional Roads

- Surface Dressing €827,483
- Winter Maintenance €800,000
- General Maintenance €3,166,351
- General Improvements €846,320

Local Roads

- Surface Dressing €1,930,794
- Road Restoration & Overlay €10,049,500
- General Maintenance €6,463,265
- General Improvements €4,294,635

The amounts included for Regional & Local Roads are largely the same as were allocated in 2019.

- 2.5 The discretionary maintenance monies will be spent on the following activities after the fixed and the non-recoupable grant costs are addressed:

Activity	Amount per MD %
Drainage Works of Roads	40 – 50%
Road Surface Repairs	35 – 45%
Verge Maintenance	0 – 10%
Sign Maintenance	0 – 5%
Bridge Inspections	0 – 5%
Emergency RTC & Flooding Response	0 – 5%
Street Cleaning	0 – 15%

Monies will be disbursed across Municipal Districts by reference to road length and allowing for fixed costs in each Municipal District, including staff costs. The changes in Electoral Area boundaries will be implemented in 2020 with the associated budgets being pro-rated based on the new road mileage within each District and Electoral Area. Activities to be carried out shall be agreed with members at Municipal District level. With exception of street cleaning, all works will be delivered using the Council's staff and minor works/service contracts with suppliers.

The Council's Road Maintenance staff structure has been strengthened in recent years. In particular one additional ganger position has been created in each Roads Supervisor's area to add to the core staff complement and to ensure adequate supervision of works. The permanent staff structure consists of 182 permanent positions, the majority of which are now filled on a permanent basis. In addition, the permanent staff complement is augmented by the recruitment of additional seasonal staff depending on available budgets and workload.

The number of permanent appointments made during 2018/2019 to the Council's Outdoor Roads Workforce has been the highest in many years after a long period of restriction. It is expected that this will help bring a level of stability and certainty to the Council's workforce and operations.

- 2.6 The road lengths serviced (gritted) under Winter Maintenance by category are:

NP - 150km - Priority One
 NS - 157km - Priority One
 R - 324km - Priority One, 238km - Priority Two
 L - 60km - Priority One, 48km - Priority Two

A further 30km was added to the programme on a trial basis for the 2016/2017 season, and this continues to be treated.

- 2.7 Currently, there are 18,500 lights in the Council's public lighting inventory. Significant work is ongoing to upgrade from traditional energy-inefficient SOX/SON lamps to LED energy-efficient models to improve energy efficiency within the county, and to reduce energy costs. A provision of €2,001,300 was made in respect of the operation, maintenance and energy costs of public lighting for 2019. Approximately €1,000,000 loan funding will be required during 2020 to continue the upgrading of outmoded SOX lights to LED, as per the schedule agreed with the Elected Members in 2018.
- 2.8 Transport Infrastructure Ireland (TII) has provided significant funding for changing lights on National routes. 2020 should see the remaining National Route lighting all upgraded to LED. Discussions are ongoing with the TII in relation to the proposed solutions for dealing with the high mast lights generally located at roundabouts. So far, upgrades on non-National routes and housing estates have had to rely on the Council's own resources.
- 2.9 The 2019 maintenance work consisted essentially of the replacement of defunct SOX lights with LED lights through Own Resources provision. By year end over 4,600 of the Council's 18,500 lights will be LED lights (i.e. over 25% of the total). Energy savings of 50% or more can be achieved when replacing the oldest / most inefficient lights.
- 2.10 With the cessation of the manufacture of SOX lanterns in 2017, the more expensive LED lights are the most appropriate replacement and so require a capital project of LED retrofit in a programmed manner. The Council approved the raising of a €13m loan in early 2018 for this improvement work, which was to occur over a six-year period.
- 2.11 Approval has been given to seek funding for a large scale LED retrofit project across the county as part of a regional upgrade to be rolled out by the RMO, supported by Mayo County Council. The order of magnitude to complete upgrading of all lights in the inventory to LED in Donegal is estimated to be in the range of €9m to €11m. Donegal County Council will be participating in this programme.
- 2.12 The Council adopted a motion in 2017 to provide funding to implement a three-year footpath and public lighting programme utilising a combination of funds from IPB, State/Agency Grants, Development Charges and Own Resources. Work on this programme is ongoing and is expected to be completed in 2020/2021.
- 2.13 There is a need to undertake advance design on major regional and local roads projects across the county to support funding applications. Priority lists will be needed and there will be engagement with Councillors to agree these. While this budget has no specific funding for advance design, an amount of €50,000 will be ring-fenced from the Own Resources Budget in 2020 to co-fund this work.
- In accordance with a Motion adopted at the September 2019 Council Meeting, the Budget provides a separate allocation of €50,000 for the start of the design work on the identification of future Town Plan roads in Ballybofey/Stranorlar.
- 2.14 In 2018 a number of bridges on the non-national road network in County Donegal were identified as requiring repair works to ensure their longevity. In 2019, an allocation for regional roads bridges of €250,000 was received from the Department of Transport, and this is expected to repeat in 2020. Further funding of €250,000 will be ring-fenced from the DTTAS Discretionary Grant and €220,000 from the Council's Own Resources for this work in 2020. Work has already commenced on those bridges in most need of repair.
- In 2019, construction was successfully completed on the Tirconnail Bridge in Donegal Town. It is anticipated that the reconstruction of the Meenamulligan Bridge near Bunrana will commence in early 2020.
- 2.15 The August 2017 flood event resulted in extensive damage to bridge infrastructure. Repairs to the few bridges not completed to date will continue in 2020.
- 2.16 The Designated Urban Centres Grant Scheme (2014-2020), which received funding of €2m for the Letterkenny Gateway, will continue to progress in 2020, and will see the completion of the Joe Bonnar link road and upgrade of footpaths in the town.

- 2.17 Low cost safety improvement works on non-national roads received funding in 2019 from the Department of Rural and Community Development, under the CLAR programme, and Department of Transport, Tourism and Sport, for continued low cost safety projects. It is anticipated that a similar programme will continue in 2020.
- 2.18 County Donegal's road speed limits had a full review, and adopted changes in 2017. All signage has now been erected to reflect the new bye-laws. Funding was made available in 2019 as a pilot project to complete low cost traffic calming in seven Housing Estates, and works will be completed by the end of the year. Further funding may become available should the need arise.
- 2.19 Car parking income, net of fixed expenditure, is retained in the towns where it is collected. Total income in respect of car parking for 2019 is estimated at €1,110,487.
- 2.20 The Council is seeking to develop a car park in Dunfanaghy. Some land is being made available to the Council, and an option exists to acquire further lands. This matter is currently being progressed with the Council having committed to acquiring both parcels of lands.
- The Council is also working on the development of a public car park in both Killygordon and Moville and it is expected that the design and planning work will be undertaken in the first half of 2020.
- 2.21 School Warden costs of €71,000 are included in addition to €154,160 for an ongoing Road Safety campaign.
- 2.22 The Council is lead authority for the national shared service Road Management Office (RMO). The rollout of the RMO's functions will continue throughout 2020, with all costs recoupable from the Councils in the sector. In this regard, Donegal, like all the other Councils will be expected to fund its own portion of the running costs and a sum of €79,586 has been provided in this budget.
- 2.23 The Buncrana-Derry route of the NW Greenways project is developing through the Route Options Process and it is anticipated that final route selection, planning processes and land purchase will be progressed in 2020. The Muff-Derry route and the Lifford-Strabane routes both obtained Part 8 planning approval during 2019, and construction shall commence in 2020. A match funding allocation will be required as a contribution to the €18m project cost.
- 2.24 The Local Improvement Scheme (LIS) for private laneways and non-county roads was re-introduced in 2017 by the Department for Rural and Community Development. It continued in 2018 and 2019, and an amount of €1,000,000 is included in Budget 2020.
- 2.25 The Community Involvement Scheme (CIS) was re-introduced by DTTAS in 2018. It continued in 2019, and an amount of €1,200,000 is included in Budget 2020.
- 2.26 A Council Delegation met with the Department of Transport previously seeking funding to design and install a traffic management system in Letterkenny to maximise the capacity and coordination of traffic flows. A Preliminary Appraisal was submitted in December 2018 for a budget of €3m. TII has indicated that it will assist with co-funding some of the construction costs as related to national routes. Budget 2020 makes a provision of €50,000 from Council Own Resources to further develop the design for the Polestar Roundabout and associated adjacent Letterkenny Junctions, and an application has been made under the Specific Grant Safety Programme 2020 for €500,000 as a subset of the overall €3m funding previously sought.

Division C – Water Services

- 3.1 The Service Level Agreement between the Council and Irish Water for the continued provision of water & waste water services within Donegal was initiated in 2014.
- 3.2 A budget in the amount of €16,283,577 is included in Division C to reflect this ongoing arrangement. Relevant remaining loan charges in the sum of €26,744 are included and are recoupable in full.
- 3.3 A sum in the amount of €284,278 has been provided for in respect of public conveniences. This amount includes an allocation in 2020 for continuing the pilot Donegal Community Public Toilet Scheme, which aims to increase the

number of public convenience facilities available to members of the public by working in partnership with local businesses across the county. The scheme will provide additional facilities to the existing Council infrastructure, and will ensure that clean, safe and easily accessible restrooms are available to the public. Participating businesses will be paid an annual fee by Donegal County Council based on the facilities they have available.

- 3.4 Essential minor capital improvements at existing public conveniences will be provided for in the 3-Year Capital Plan 2020-2022. This will include improving access to our public conveniences for all users.

Division D - Development Management

- 4.1 A sum in the amount of €1,730,127 has been provided for Planning Control. The Council has progressed the filling of posts within the Planning Department during 2019 in compliance with Workforce Plan numbers.
- 4.2 Anticipated planning fees income for 2020 is €590,000.
- 4.3 The planning permission application trend for the period 2013 - 2019 (YTD) is set out in the table below. It is projected that there will be approx 1,950 applications by year end.

Year	2014	2015	2016	2017	2018	2019 (YTD)
No.	1,568	1,755	1,893	1,993	1,914	1661

- 4.4 An amount of €565,323 has been provided for in respect of enforcement activities in 2020. This includes site investigations, preparation of cases for prosecution, issuing of warning letters, issuing of enforcement notices, and prosecution at court. The level of resources applied to this area of activity has increased during 2019, and progress in relation to the number of outstanding cases will continue during 2020.
- 4.5 A review of the Casual Trading strategy and associated bye-laws is included in the Planning Service work programme for 2020. This review will seek to deliver an appropriate number of designated casual trading sites across the County. The review will also examine the nature and scope of the licensing bye-laws and the sustainability of

trading exemptions with a view to sustainably providing for the sector and bringing economic benefit and footfall to town and village centres.

- 4.6 Provision has been made for the continuation of work on the review of the National Inventory of Architectural Heritage in 2020, with a view to adding further structures to the Record of Protected Structures.
- 4.7 €879,779 has been provided in Budget 2020 for Statutory Plans and Policies. This provision allows for the continuing development of Local Area Plans for Letterkenny and Buncrana in 2020. Following consultation with the Donegal MD Members, the Bundoran Local Area Plan project was delayed in mid-2019 to allow allocation of resources to more project-based work in the town. This work has commenced and will continue into 2020.
- 4.8 The work programme for 2019 included for potential variations to the County Development Plan in respect of renewable energy policy and strategic infrastructure. Work commenced on the Wind Energy Variation during 2019 and some progress has been made. However, publication of the national Wind Energy Guidelines (now anticipated in November, 2019) is required in order to enable this project to proceed to a conclusion in 2020.

Work also commenced on the TEN-T Variation during 2019. The details of the Variation are dependent on finalisation of the Preferred Route Corridors Report. It is anticipated that this Report will be published in late 2019, and therefore the TEN-T Variation project will also extend into 2020 with a target adoption date of early Q3 2020.

- 4.9 During 2019, the focus on the regeneration agenda included consideration of how the Derelict Sites legislation might be of use to help progress the corporate regeneration agenda. This work will continue in 2020 through additions to the Derelict Sites Register to seek positive remediation and redevelopment of such sites, while sites listed on the Vacant Sites Register will be reviewed in the context of housing potential and regeneration under the DHPLG Rebuilding Ireland initiative.

4.10 The newly formed Regeneration & Development Team has been liaising with the DHPLG in relation to the successful application to the Urban Regeneration & Development Fund (URDF) for the regeneration project 'Letterkenny 2040'. This has resulted in the project value and funding award being maximised at €2,590,048, which is inclusive of a co-funding contribution from Donegal County Council. Work is now ongoing to advance the three strands of the project, namely: Strategic Visioning Programme (Value €330,000), Public Realm and Linear Park (Value €691,900), and the acquisition of a key Intervention Site (Value €1,568,148).

4.11 The team continues to work on developing and progressing projects that are eligible for funding under the Rural Regeneration & Development Fund (RRDF). This includes infrastructure developments in Killybegs and Burtonport/Aranmore, which have been successful in securing grant assistance.

In addition, Donegal County Council also submitted the Greencastle project under the RRDF call. This project involves the completion of the breakwater, with a project value of €12m. Funding of €9m was sought from the RRDF.

4.12 The team's work programme will continue to focus on progressing further projects through planning and application stages, with a view to maximising external funding opportunities, including those presenting under the URDF and RRDF programmes in 2020 and beyond.

4.13 In March 2019, Part 8 planning approval was obtained for the development of a public park, comprising play areas, public conveniences and walking trails in Drumboe, Stranorlar. The Council is currently progressing the acquisition of these lands in order to be in a position to submit a 'shovel-ready' project when further national funding calls are announced. It is envisaged that the acquisition of the lands will be finalised in early 2020.

4.14 An amount in the sum of €252,267 has been provided for Unfinished Housing Estates in Budget 2020. An amount in the sum of €232,367 has been provided for the Taking-in-Charge of Housing Estates in Budget 2020. This repeats the provisions made in recent revenue budgets, and allows the Council to

continue to make progress in these important areas, whilst taking advantage of external funding opportunities where available (e.g. departmental funding and bonds).

During 2019, up to 10 estates were formally taken in charge by the council. It is proposed that a full programme of work in this area will be presented to each MD in Q1 2020.

4.15 A central provision to support ferry services has been maintained in Budget 2020 at €225,000.

4.16 The discretionary Development Fund Initiative (DFI) has been maintained at €740,000. The Members Development Fund (MDF) has been maintained at €236,000, representing an allocation capacity of just over €6,350 per member. The numbers of community/voluntary groups benefiting from these grants over the past 5 years is set out in the table below:

	2014	2015	2016	2017	2018
MDF	371	478	439	488	464
DFI	89	221	154	128	177

4.17 A 'Public Lights and Minor Infrastructure Fund' in the amount of €203,500 (equivalent to €5,500 per elected member) has been provided for in the Draft Budget for 2020. This provision will facilitate the development of a scheme that will allow members to allocate funding to public lights and minor public infrastructure improvements, primarily on public roads and in housing estates.

The provision of public lighting under this fund will have regard to the Council's obligations under Climate Change protocols and its commitment to the proper use of energy. Minor road improvements will include the installation of kerbing, footpaths, drainage gullies, and drainage pipes only – including any ancillary works necessary to construct these items. Funding can only be provided for works along public roads and/or in public car parks within the limits of towns and villages. Works will require the approval of the Roads Authority, with the Council taking over responsibility for funded infrastructure once constructed. Members will be able to combine their

allocation with other members to carry out larger projects.

In addition, when the details and specifications are known, electric charging points may also be provided under this fund.

Subject to the adoption of the scheme, detailed policy and guidance documents will be presented in draft format for the consideration of the elected members in due course.

- 4.18 The Donegal Peace IV Action Plan continues to be rolled out and implemented over the timeframe 2016-2021, with an approved budget of €5.5m (accounted for on the capital account). This Plan sets out the types of activities to be supported under three main headings: 'Children & Young People'; 'Shared Spaces & Services' and 'Building Positive Relations'. A total of 31 projects have been supported across the three themes.
- 4.19 Donegal Local Community Development Committee (LCDC) and the LCDC in its capacity as the Local Action Group continues to oversee a very significant programme of work and important funding streams including the administration of the Rural Development/LEADER Programme (€12.9m in the county over the period 2014 – 2020), the Social Inclusion Community Activation Programme (SICAP) value of €2m over 2018 to 2021, the Community Enhancement Programme (CEP) funding of €159,461 in 2019 and the Healthy Ireland Fund (HIF) to a value of €374,100 over 2019 and 2020.
- 4.20 The sum of €278,660 has been provided for Social Inclusion activities in 2020. The Council will continue to support various social inclusion initiatives in 2020 including: Social Inclusion Week, Pride of Place, and co-ordination of social inclusion activity within the county. The Unit will continue to co-ordinate the implementation of the Age Friendly Strategy, with an additional €6,000 provided for in this work area for 2020.

The Social Inclusion Unit will also continue to provide administrative support to the Public Participation Network (PPN) and the Youth Council in 2019. The Unit will facilitate the county-wide youth council elections in schools and other youth centres throughout the county in 2020.

- 4.21 The wide range of activities carried out by the Council's Irish Office (Rannog na Gaelige) will continue in 2020. This includes preparing, co-ordinating and implementing a County-Wide Irish Language Plan, Lionra Leitir Ceanainn, the Gaeltacht Scholarship Scheme, Seachtain na Gaelige, Irish language courses for staff and members, and An Cumann Gaelach. An additional €6,000 has been provided for this work area for 2020.
- 4.22 Work is progressing on the development of the Social Enterprise Centre, part funded under the Designated Urban Centres Grant Scheme (2014-2020) for the Letterkenny Gateway, with a grant allocation of €1m. An Integrated Design Team was appointed in 2018, with the project progressing through planning in 2019 and with construction of the €5m project due to commence in Q2 of 2020.
- 4.23 Donegal County Council in partnership with Derry City and Strabane District Council has been successful in securing grant assistance in the sum of €8,962,541 towards the development of the Riverine Community Park Project.
- The project proposes to create thirty acres of new community park space and infrastructure at Lifford and Strabane, and is scheduled to be completed by March 2023.
- 4.24 Completion of capital works on the Council's flagship tourism projects in Sliabh Liag and Malin Head took place in 2019. The Visitor Centre / Transportation Hub at Sliabh Liag opened on the 13th May 2019. The development of a Visitor Management Plan for Malin Head is set to be completed in Q1 of 2020 at a cost of €250k.
- 4.25 Thirteen Town & Village Renewal Schemes are currently being completed under the 2017 T&V Renewal Scheme with total expenditure of €1.449m. Works on projects in eleven towns and villages across the county are underway from the 2018 T&V Scheme, with total expenditure of €1.375m. Seven towns and villages across the county have recently been awarded funding under the 2019 Town & Village Renewal Scheme. Projects have been approved in the following areas: Rossnowlagh, Glencolmcille, Dunfanaghy, Maghera, Killea, Clonmany and Raphoe. The total funding approved of

€764,400, when combined with the match funding element, will represent a total investment of €955,500. These projects will be advanced in the coming months.

- 4.26 Two national schools and three community groups across the county are set to benefit from the 2019 CLAR Scheme Measure 1 with a total expenditure of €177,969. One community group is set to benefit from the CLAR Scheme Measure 2 with total funding of €39,952.
- 4.27 Three Measure 2 applications under the 2018 Outdoor Recreation Infrastructure Scheme were allocated funding in 2019:
- Glenties Altar Trail
 - Great Arch Trail, Fanad
 - Letterkenny to Burtonport Greenway (Phase 1)
- 4.28 The EU funded ASCENT project, which focuses on Errigal, will be completed in 2019. Part 8 planning approval for habitat restoration, including an upland path, was obtained in March 2019. Trialling works on short sections of the new path took place in June 2019. An application for funding to construct 3km of an upland path was submitted to the 2019 Outdoor Recreational Infrastructure Scheme and a Management Plan for Errigal is being finalised.
- 4.29 In addition to refurbishing a number of playgrounds (depending on funding), an allocation of €106,050 has been made in respect of playground maintenance & inspection in line with RoSPA requirements.
- 4.30 In 2020, the newly established Economic Development Division will continue to increase the capability, and sharpen the focus, of the Council in delivering actions to support job creation and retention in the County, in conjunction with our Development partners in both the public and private sectors.
- 4.31 An enhanced approach to small business support, to include sub-county meetings with groups of business on a geographic basis, will commence in 2020. This is intended to develop stronger links between the Council as a whole and individual businesses, and to give dedicated opportunities for local and individual engagement across both thematic and specific issues.
- 4.32 A centrally-serviced point-of-contact for foreign direct and indigenous businesses of scale which are looking to explore location, re-location or expansion plans, will be further developed in 2020 to facilitate and fast track emerging economic development proposals for the County.
- 4.33 Council-owned land bank and buildings, where opportunities present, will be utilised by the Economic Development Directorate to support the wider economic development objectives of the Council. This will be allied to an ongoing review of opportunity sites for potential acquisition, where there is an economic rationale for doing so.
- 4.34 'Donegal 2040 Strategic Development DAC', which was established in mid 2018 to allow eligibility to progress development proposals, will be fully constituted in early 2020 to maximise opportunities in instances best suited to delivery through such an entity.
- 4.35 The branding and the marketing of the County, and the key messages and services provided through the Council and its associated websites and social media presence, will be updated in 2020 to ensure that a consistent and clear message is delivered to all Council stakeholders and to reflect the ever evolving platforms used in accessing information.
- 4.36 In 2020, Research & Policy will continue to draw on its extensive economic, social, cultural and environmental datasets to guide various policy developments, secure funding, and inform feasibility studies and other key decisions.
- 4.37 The Research and Policy Unit continues to manage the Atlantic Economic Corridor Network initiative in Donegal. The Atlantic Economic Corridor (AEC) stretches along the western seaboard, includes 10 local authority regions from Donegal to Kerry, and aims to encourage economic growth in the region.
- 4.38 The Strategic Funding function will maximise external funding opportunities, both EU and National, to align with the key priorities and strategic objectives of Donegal County Council.
- 4.39 Provision is included in the amount of €1,287,033 to support the ongoing work of the

Council in the area of Tourism Marketing and associated activities.

- 4.40 In partnership with Tourism Ireland and Fáilte Ireland's Wild Atlantic Way marketing initiative, the tourism investment made by the Council has led to the Donegal brand being recognised not only locally and nationally, but to wider European and international markets. This has contributed substantially to the attaining of 288,000 overseas visitors to the County in 2018, in addition to the 398,000 domestic visitors in that year.
- 4.41 In the area of Tourism Product Development, the Council submitted a total of 5 projects to Fáilte Ireland under the Platforms for Growth Investment Programme; Fort Dunree, Rathmullan 'The Battery', Ballyshannon Workhouse, Glenties 'The Laurels' and Letterkenny Courthouse. It is anticipated that the Council will receive feedback by the end of November 2019 on projects progressing to Stage 3 of the application process. In addition, the Council submitted an application to Fáilte Ireland seeking funding of €500k for a project in Bundoran under the Destination Towns Programme with feedback anticipated on the application before the end of 2019.
- 4.42 In addition to the continuing development of the existing iconic tourism products at Malin Head, Fanad Lighthouse and Sliabh Liag, it is also intended to continue to support and build on national initiatives such as the Wild Atlantic Way, and to draw from marketing data/information to inform potential further investment requirements.
- 4.43 The Council is committed to supporting air access into our region. An allocation totalling €50,000 has been made to Aerphort Dhún na nGall and Ireland West Airport in that regard.
- 4.44 The Tourism Marketing Unit has prepared, as part of a post Brexit marketing initiative in 2020, a range of actions to raise the profile of the Donegal brand in Irish, UK, EU, and US markets, working in partnership with Fáilte Ireland, Tourism Ireland, and industry partners.
- 4.45 Plans are being advanced, in conjunction with tourism trade partners for the Donegal Showcase in Milwaukee in August 2020, the largest Irish festival in the United States with some 130,000 visitors attending.
- 4.46 As the Donegal Diaspora project continues to grow and evolve, it is planned to continue to engage with our Diaspora, across all areas of interest, including those that present opportunities for economic development.
- 4.47 Following the success of the "Donegal Connect" initiative in 2019, it is intended to have further similar events in 2020 and 2021, in collaboration with public and private sector partners.
- 4.48 The Local Enterprise Office (LEO), funded substantially through a Service Level Agreement with Enterprise Ireland, is a first-point-of-contact for anyone in business, or thinking about starting a business in Donegal. The LEO is tasked with promoting entrepreneurship in the county, and with providing direct supports to individuals and companies to set up and develop businesses in the county.

Division E – Environmental Services

- 5.1 A sum of €1,635,341 is provided for landfill operations, which includes the maintenance of closed landfills and historical loan charges. Essential capital improvements at a number of these closed landfills will be provided for in the 3-Year Capital Budget 2020-2022, including the provision of funding from the DCCAE for a major capital reengineering project at Balbane.
- 5.2 A sum in the amount of €322,900 has been provided in respect of the six recycling centres in the County at Carndonagh, Dungloe, Laghey, Letterkenny, Milford and Stranorlar.
- 5.3 Funding is also included in Budget 2020 to facilitate 460 Bring Banks at 74 Bring Bank sites across the County, and other recycling activities (€55,100).
- 5.4 A sum of €460,872 is provided in respect of the application of resources to the enforcement of the provisions of the Litter Pollution Act, and the Waste Management Act.
- 5.5 There is a provision of €231,178 in the Waste Awareness Programme to further enhance the Council's ongoing support for Tidy Towns in the National Tidy Towns Competition. This funding will facilitate the continued support by the Council for initiatives such as The Men's Shed

- Showcase which is held during Reuse Month in October.
- 5.6 The County Donegal Clean and Green Awards Scheme was initiated by the Council in 2017, and is repeated in 2020, with funding in the amount of €5,000.
- 5.7 A specific and discretionary allocation of €15,000 per Municipal District was included in the draft Revenue Budget 2020 to assist Tidy Towns groups. The allocation for 2020 was increased to €20,000 per Municipal District when the budget for 2020 was adopted by the elected members.
- 5.8 A sum of €664,000 has been provided in respect of street cleaning in 2020.
- 5.9 A sum of €588,227 has been provided to cover staff and associated costs in relation to waste regulation, monitoring waste facility permits, authorised treatment facilities for end of life vehicles, and enforcing waste collection permit regulations. This includes additional funding provided by the DCCAE for an enhanced Waste Enforcement Team.
- 5.10 The installation of real-time Air Quality Monitors in a number of towns will be provided for in the three-Year Capital Plan 2020-2022. These Air Quality Monitors will be in addition to the two monitors installed in Letterkenny and Buncrana in 2019.
- 5.11 Provision of €469,530 has been made to cover Water Safety, including the employment of 46 Beach Life Guards at beaches during the summer months. This provides resources to target having the highest, or joint highest, number of Blue Flags awarded in the country, to support the promotion of tourism and The Wild Atlantic Way.
- 5.12 Donegal County Council will be considering the adoption of a Climate Charter by 2020, and will consider relevant targets to monitor, evaluate and report on annually on the implementation of activities under the Charter.
- 5.13 A sum in the amount of €7,258,763 is provided in respect of the Fire Service. This service has a complement of 147 retained fire fighters across 15 fire stations and 2 volunteer brigades. Additional services are provided by the Northern Ireland Fire & Rescue Service in certain parts of the County.
- 5.14 This figure includes allocations across various headings to allow the Fire Service to meet its statutory and service delivery objectives.
- 5.15 Primary areas of expenditure in the Fire Service include:
- Personnel costs including gratuities €3,849,132
 - General training programmes €281,359
 - Standard operating guidelines training programmes €12,100
 - Contribution to Regional Command Centre €395,985
 - Buildings, vehicles and equipment maintenance and running costs €1,058,085
- 5.16 Work will continue, as part of the Capital programme in 2020, to upgrade and enhance the fire service vehicle fleet, to include a new Water Tanker, a new Incident Command Unit, and additional replacement Class B fire appliances, including one dedicated to driver training.
- 5.17 Services will continue to be provided for in areas of major emergency management, primary schools programme, fire prevention and education, and fire safety awareness.
- 5.18 A sum in the amount of €144,511 is provided for in respect of Civil Defence. This service has a complement of 94 volunteer members across the county who continue to support the Primary Emergency Response Agencies, while also assisting local communities in non-emergency activities.
- 5.19 In 2019, community assistance was provided to 46 community events which included local festivals, sporting events and Council events.
- 5.20 Additional services will continue to be provided for in 2020 in areas of Major Emergency Management, Community CPR Programme to Secondary Schools, Patient Transfers and in areas such as Avian Influenza response.
- 5.21 Civil Defence continues to develop and roll out its training programmes in a variety of areas, First Aid, (CPR – EMT level), Land and Water Based Search & Rescue, Swift Water Rescue, Fire Fighting, Flooding, Radiation Monitoring, Drones, Radio Communications and Working with Helicopters through the Irish Coastguard.

Division F – Recreation and Amenity

- 6.1 A provision in the amount of €1,291,061 has been made in respect of leisure facility operations, contributions and loan charges.
- 6.2 An allocation of €311,570 is provided for Beach access, maintenance and cleaning in 2020.
- 6.3 The Culture Division will continue to deliver a wide programme of activities in line with the goals and actions set out in 'Cultúr: A Strategic Vision for Cultural Services 2016-2020'. Cultúr will be reviewed and a new strategy developed during 2020.
- 6.4 The Council, in association with Derry City & Strabane District Council and a range of partners, will plan a programme to commemorate the 1,500th anniversary of the birth of St Colmcille in 2021. This programme will include legacy projects along with events & activities. The recommendations in the Audit of Columban Heritage will inform these plans.
- 6.5 The annual national famine commemoration will take place in County Donegal in May 2020. The President will be present for this state ceremonial event.
- 6.6 A provision of €3,253,459 is provided for the continuation of the public library network, Taobh Tíre community outreach points and the cross-border mobile library.
- 6.7 A provision of €1,644,143 has been provided to cover a wide range of arts activity including initiatives such as An Grianán Theatre, Abbey Arts Centre, Strategic Partnerships, support for venues and support for festivals.
- 6.8 The Donegal Bay and Blue Stacks Festival, which supports artists and engages communities in the south of the county, will present its twentieth annual programme in 2020. The special celebratory event will include a new drama commission, a special in-schools programme for children and a spectacular finalé to the popular, annual Carnival Ballyshannon project.
- 6.9 Provision has been made for the Regional Cultural Centre which will continue to deliver a programme of exhibitions, film, concerts, community activities and children/youth events. The RCC will lead on two Peace IV projects, namely 'Living in Donegal' which celebrates the rich and diverse culture of communities in Donegal, and 'Northwest Border Stories Tales of the Troubles', which will include a film and an exhibition.
- 6.10 A sum in the amount of €407,304 is provided for in respect of the County Museum service. Work programme highlights for 2020 will include the Echoes of the Decade Project, including exhibitions and workshops, and the completion of the CINE Project.
- 6.11 A sum in the amount of €127,095 is provided for in respect of the County Archives services. Amongst other developments in 2020, a number of landed estate and other collections will be digitised and made available online.
- 6.12 A sum in the amount of €152,199 is provided for in respect of the County Donegal Heritage Office. County Donegal Heritage Plan actions will include the development of the Thatch Repair Grants Scheme, a vernacular architecture seminar, a Tracking Breeding Irish Curlew Project with BirdWatch Ireland, the coordination of National Heritage Week, and various heritage awareness and education initiatives.
- 6.13 A sum of €1,331,490 is provided for in respect of maintenance and upkeep of parks & open spaces.
- 6.14 In 2019, the Research and Policy Unit launched the Trail Gazers Project, with substantial elements to be delivered in 2020. This EU funded €2.75m project, across 10 partner regions, examines how strategic investment in walking and recreation trail infrastructure can act as a catalysts to stimulate rural economic development.

Division G – Agriculture, Education, Health and Welfare

- 7.1 The Council is responsible for maintaining over 100 Pier & Harbour facilities around the coast of Donegal, ranging from busy multi-faceted facilities, such as Greencastle harbour, to small piers/slipways in remote locations serving just a handful of users.
- 7.2 A provision of €1,507,906 has been made in respect of Operation of Harbours, including maintenance of lights, at-site waste disposal,

de-fouling of slipways, dredging, and general harbour repairs.

- 7.3 Based on the 2017 Survey Report findings, the Council drew up a prioritised work programme to begin addressing the issues identified. While some relatively small-scale but important matters, such as ladders, railings, toe rails and signage, continue to be undertaken through the annual maintenance budget, capital funding was secured from the Department of Agriculture, Food and the Marine (DAFM) for larger scale works (to a max value of €150,000 per project). Similar funding will be sought to progress the improvement of the Piers and Harbours during 2020.
- 7.4 Annual dredging is required at several piers and harbours. Occasional, but large-scale dredging is required at some others, the purpose of which is to maintain navigable channels and berths for pier/harbour users. Dredging is a costly undertaking, both in terms of the work itself and obtaining the necessary statutory permits. The scale of works required changes from year-to-year, and it is principally dependent on tides/currents and prevailing weather conditions. An 8-year dumping-at-sea licence was obtained for Buncrana in 2018 enabling annual dredging to proceed in accordance with the EPA licence conditions. While the process at Greencastle is more complex, the Council continues to work with the various authorities to obtain an appropriate licence at same.
- 7.5 An allocation of €19,000 has been provided in 2020 for marine safety and maintenance of buoys/lights and guidance of mariners through the surrounding waters, while €37,250 is allocated to maintain the pier cranes for use by the fishing industry and in accordance with IPBMI (insurance) requirements.
- 7.6 The installation of pontoons at a number of facilities to serve local, tourist and leisure activities require annual removal and re-installation due to risk of damage in winter tides and so an allocation of €32,000 will be provided for same.
- 7.7 An increased budget allocation was provided for in 2019 for waste disposal to facilitate the increased demands and needs of Pier/Harbours users for managed waste disposal and to facilitate removal of derelict

boats for health and safety reasons and to improve the working harbour environment as per recommended in the 2017 Safety Report. A budget of €27,000 will be provided for in 2020 to continue this work and to provide the necessary services.

- 7.8 €618,768 is provided in respect of Council Veterinary Services, which provide statutory, advisory and administrative supports across a range of areas including food safety, zoonotic disease prevention and control, waste disposal and waste treatment, animal welfare, abattoirs and dog control.

Division H – Miscellaneous Services

- 8.1 A sum of €4,758,488 is provided in respect of the Machinery Yard, (machinery and central stores), of which €4,237,422 is funded.
- 8.2 The 2020 Draft Budget includes a provision of €375,000 to fund the continuation of the Small Business Grant. This allows businesses to avail of a 7.5% reduction, to a maximum of €375, when paying their Commercial Rates liability in full by the 31st October.
- 8.3 A provision for irrecoverable Commercial Rates is included in the adopted budget of €6,922,695. Rates may be deemed irrecoverable for a number of reasons, including where properties have been vacant for all or part of the year, and amounts deemed as bad debt that cannot be legally pursued.
- 8.4 €703,950 is provided to administer the Commercial Rate Book. This is primarily for salary costs associated with the collection of Commercial Rates.
- 8.5 Commercial Rates Income for 2020 totals €35,834,506. The total number of current rateable properties is 5,646.
- 8.6 It is estimated that €900,000 will be collected in respect of the Non Principal Private Residence (NPPR) charge in 2020. The NPPR charge, which covers the years 2009 – 2013, is payable, with certain exemptions, on properties that were not the owner's principal private residence during these years.
- 8.7 In line with the vision for an integrated Income Collection Unit function, the Unit was

expanded in recent years to include the collection of Fire Charges, Marine Charges, and Development Charges, and this has resulted in improved collection rates in these areas.

8.8 In addition to the management & maintenance of all Council ICT systems, networks and operations, the Information Systems Department will continue to support Council objectives over a range of cross-cutting areas with a range of business analysis and dedicated systems support.

8.9 A multi-annual reinvestment programme is necessitated in the ICT infrastructure of the Council to maintain the organisation's capacity in this area, and will see, commencing in 2020, investment in networking improvements, data storage, telephony systems, software licensing, information and cyber security, upgrading of information systems, and further development of meeting-management systems.

A large part of this investment expenditure is included in the 3-Year Capital Plan 2020 – 2022, which will involve an increased cost to the Council's operational budget in this area, as a result of revised software licensing arrangements.

8.10 There will be further developments and enhancements to the Council's online and social media presence in 2020, aiming to maximise the branding, communications and services across all Council service areas. The Information Systems Department will play a key supporting role in this project.

8.11 Through the ERNACT network, the Council will continue to seek EU project funding opportunities in the field of ICT and Digital technologies. 15 Digital Projects are currently being managed by ERNACT EEIG.

8.12 The I.S. Department continues to work with relevant Government Departments and Telecommunications Companies to assist the roll out of high speed broadband throughout the County. It is anticipated that the National Broadband Plan will be awarded by Government in late 2019. The I.S. Department will have a key role in facilitating this deployment as well as delivering on associated Digital Initiatives throughout the county.

8.13 The I.S. Department will continue to lead the development and implementation of the Donegal Digital Project, utilising digital technology to support economic activity, employment creation and community enhancement initiatives.

8.14 The Council's Procurement Office continues to provide support, training and guidance to staff engaged in public procurement, with particular emphasis on compliance with local, national and EU procurement rules, and identifying opportunities for greater efficiencies. Clear policies and procedures exist to ensure that, irrespective of purchase method, the overriding objective is that the Council achieves value-for-money, and reduces risk to the organisation, whilst complying with all relevant directives and regulations.

8.15 At the revenue budget meeting held on 22nd November 2019, the elected members adopted the revenue budget for 2020 with the inclusion of a revenue neutral rates alleviation scheme. The scheme aims to assist new businesses locating in towns and villages, and occupying premises that have been vacant for a period exceeding two years. Costs associated with the implementation of the scheme will be offset against the provision for irrecoverable commercial rates.

DRAFT FORMAT OF BUDGET 2020

Donegal County Council

TABLE A - CALCULATION OF ANNUAL RATE ON VALUATION

Summary by Service Division							
		Expenditure	Income	Budget Net Expenditure 2020		Estimated Net Expenditure Outturn 2019	
		€	€	€	%	€	%
Gross Revenue Expenditure & Income							
Housing and Building		20,649,032	20,391,732	257,300	0%	(622,865)	-1%
Road Transport & Safety		48,199,128	30,666,011	17,533,117	28%	16,725,990	28%
Water Services		18,475,824	17,023,393	1,452,431	2%	1,026,166	2%
Development Management		15,407,224	4,131,724	11,275,500	18%	10,614,974	18%
Environmental Services		14,713,893	1,514,091	13,199,802	21%	12,532,197	21%
Recreation and Amenity		10,114,644	1,002,822	9,111,822	15%	8,889,069	15%
Agriculture, Education, Health & Welfare		2,802,388	486,634	2,315,754	4%	2,213,042	4%
Miscellaneous Services		24,048,496	16,584,238	7,464,258	12%	8,122,083	14%
		154,410,629	91,800,645	62,609,984	100%	59,500,656	100%
Provision for Debit Balance		0		0			
Adjusted Gross Expenditure & Income	(A)	154,410,629	91,800,645	62,609,984		59,500,656	
Financed by Other Income/Credit Balances							
Provision for Credit Balance			0	0			
Local Property Tax			26,775,478	26,775,478		25,119,850	
Sub - Total	(B)			26,775,478		34,380,806	
Net Amount of Rates to be Levied	(A-B)			35,834,506			
Value of Base Year Adjustment				283,769			
Amount of Rates to be Levied (Gross of BYA)	(D)			36,118,275			
Net Effective Valuation	(E)			502,970			
General Annual Rate on Valuation	D/E			71.81			

* Standard rounding rules apply throughout

Table B Expenditure & Income for 2020 and Estimated Outturn for 2019									
Division & Services		2020				2019			
		Expenditure		Income		Expenditure		Income	
		Adopted by Council	Estimated by Chief Executive	Adopted by Council	Estimated by Chief Executive	Adopted by Council	Estimated Outturn	Adopted by Council	Estimated Outturn
Code		€	€	€	€	€	€	€	€
	Housing and Building								
A01	Maintenance/Improvement of LA Housing Units	7,132,102	7,132,102	834,303	834,303	6,488,485	7,422,596	1,136,803	2,136,803
A02	Housing Assessment, Allocation and Transfer	1,537,860	1,537,860	129,056	129,056	1,458,056	1,413,027	114,056	114,056
A03	Housing Rent and Tenant Purchase Administration	1,273,109	1,273,109	12,365,439	12,365,439	1,273,762	1,255,348	11,749,440	11,749,440
A04	Housing Community Development Support	302,275	302,275	6,065	6,065	295,544	292,438	6,065	6,065
A05	Administration of Homeless Service	382,982	382,982	219,776	219,776	363,037	355,860	201,326	201,326
A06	Support to Housing Capital Prog.	2,151,618	2,151,618	697,003	697,003	1,927,764	1,911,825	697,003	697,003
A07	RAS and Leasing Programme	4,725,842	4,725,842	4,965,441	4,965,441	4,532,814	4,510,921	4,880,051	4,880,051
A08	Housing Loans	1,131,856	1,131,856	600,978	600,978	1,059,692	1,051,667	610,610	610,610
A09	Housing Grants	1,693,976	1,693,976	416,528	416,528	1,722,006	1,680,060	416,528	416,528
A11	Agency & Recoupable Services	18,483	18,483	23,143	23,143	23,355	23,105	31,098	31,098
A12	HAP Programme	298,929	298,929	134,000	134,000	333,268	333,268	30,000	30,000
	Service Division Total	20,649,032	20,649,032	20,391,732	20,391,732	19,477,783	20,250,115	19,872,980	20,872,980
	Road Transport & Safety								
Code									
B01	NP Road - Maintenance and Improvement	1,182,433	1,182,433	768,173	768,173	1,157,999	1,199,016	743,173	808,998
B02	NS Road - Maintenance and Improvement	1,251,147	1,251,147	591,505	591,505	1,224,335	1,658,920	555,939	1,029,512
B03	Regional Road - Maintenance and Improvement	14,827,602	14,827,602	8,643,849	8,643,849	14,321,763	15,608,647	8,403,149	9,926,716
B04	Local Road - Maintenance and Improvement	25,858,435	25,858,435	18,958,381	18,958,381	23,098,044	31,805,416	16,310,346	25,173,112
B05	Public Lighting	2,172,299	2,172,299	128,368	128,368	2,163,794	2,162,391	128,368	128,368
B06	Traffic Management Improvement	160,004	160,004	1,537	1,537	114,739	113,625	1,537	1,537
B07	Road Safety Engineering Improvement	382,595	382,595	222,280	222,280	515,152	922,223	222,280	630,685
B08	Road Safety Promotion/Education	268,955	268,955	3,839	3,839	241,776	239,606	3,839	3,839
B09	Car Parking	1,234,321	1,234,321	1,127,571	1,127,571	1,142,397	1,279,178	1,020,412	1,163,360
B10	Support to Roads Capital Prog.	735,898	735,898	90,301	90,301	736,921	700,075	90,301	90,301
B11	Agency & Recoupable Services	125,439	125,439	130,207	130,207	119,147	116,834	123,512	123,512
	Service Division Total	48,199,128	48,199,128	30,666,011	30,666,011	44,836,067	55,805,930	27,602,856	39,079,940

Table B Expenditure & Income for 2020 and Estimated Outturn for 2019									
Division & Services		2020				2019			
		Expenditure		Income		Expenditure		Income	
		Adopted by Council	Estimated by Chief Executive	Adopted by Council	Estimated by Chief Executive	Adopted by Council	Estimated Outturn	Adopted by Council	Estimated Outturn
Code		€	€	€	€	€	€	€	€
	Water Services								
C01	Water Supply	11,001,266	11,001,266	326,333	326,333	10,870,577	10,696,395	326,333	326,333
C02	Waste Water Treatment	2,792,937	2,792,937	79,284	79,284	2,879,398	2,803,869	79,284	79,284
C03	Collection of Water and Waste Water Charges	558,103	558,103	21,254	21,254	556,875	531,689	21,254	21,254
C04	Public Conveniences	358,225	358,225	9,644	9,644	356,301	352,667	9,644	9,644
C05	Admin of Group and Private Installations	225,027	225,027	176,368	176,368	159,988	151,989	176,345	176,345
C06	Support to Water Capital Programme	2,851,611	2,851,611	51,179	51,179	2,754,281	2,728,742	51,179	51,179
C07	Agency & Recoupable Services	601,911	601,911	3,249,010	3,249,010	598,226	576,392	3,249,010	3,249,010
C08	Local Authority Water and Sanitary Services	86,744	86,744	13,110,321	13,110,321	89,589	89,589	12,992,117	12,992,117
	Service Division Total	18,475,824	18,475,824	17,023,393	17,023,393	18,265,235	17,931,332	16,905,166	16,905,166
	Development Management								
D01	Forward Planning	1,130,121	1,130,121	23,589	23,589	1,276,153	1,263,586	23,589	23,589
D02	Development Management	2,822,393	2,822,393	709,495	709,495	2,859,732	2,804,956	705,995	705,995
D03	Enforcement	881,414	881,414	26,244	26,244	904,379	888,447	26,244	26,244
D04	Industrial and Commercial Facilities	1,800	1,800	127	127	1,800	1,800	127	127
D05	Tourism Development and Promotion	1,499,766	1,499,766	286,025	286,025	1,414,942	1,404,400	231,599	231,599
D06	Community and Enterprise Function	4,382,641	4,382,641	786,155	786,155	4,031,901	4,005,366	503,402	503,402
D07	Unfinished Housing Estates	288,913	288,913	4,305	4,305	284,276	282,446	4,305	4,305
D08	Building Control	131,239	131,239	66,823	66,823	195,195	193,276	69,823	69,823
D09	Economic Development and Promotion	3,717,094	3,717,094	2,044,736	2,044,736	2,204,367	2,182,077	1,263,917	1,263,917
D10	Property Management	0	0	0	0	0	0	0	0
D11	Heritage and Conservation Services	306,087	306,087	134,476	134,476	298,445	296,194	134,476	134,476
D12	Agency & Recoupable Services	245,756	245,756	49,749	49,749	309,235	304,500	48,597	48,597
	Service Division Total	15,407,224	15,407,224	4,131,724	4,131,724	13,780,425	13,627,048	3,012,074	3,012,074

Table B Expenditure & Income for 2020 and Estimated Outturn for 2019

Division & Services		2020				2019			
		Expenditure		Income		Expenditure		Income	
		Adopted by Council	Estimated by Chief Executive	Adopted by Council	Estimated by Chief Executive	Adopted by Council	Estimated Outturn	Adopted by Council	Estimated Outturn
		€	€	€	€	€	€	€	€
Environmental Services									
<u>Code</u>									
E01	Landfill Operation and Aftercare	1,967,524	1,967,524	3,237	3,237	1,864,760	1,862,110	3,237	3,237
E02	Recovery & Recycling Facilities Operations	700,243	700,243	40,785	40,785	576,734	568,013	49,795	49,795
E03	Waste to Energy Facilities Operations	0	0	0	0	0	0	0	0
E04	Provision of Waste to Collection Services	25,588	25,588	0	0	20,573	20,544	0	0
E05	Litter Management	1,735,356	1,710,356	217,542	217,542	1,624,848	1,610,398	147,061	147,061
E06	Street Cleaning	675,679	675,679	1,512	1,512	675,607	675,027	1,512	1,512
E07	Waste Regulations, Monitoring and Enforcement	669,289	669,289	471,135	471,135	620,846	616,482	471,135	471,135
E08	Waste Management Planning	60,346	60,346	0	0	60,344	60,327	0	0
E09	Maintenance of Burial Grounds	42,486	42,486	520	520	42,500	42,375	520	520
E10	Safety of Structures and Places	688,792	688,792	94,777	94,777	686,244	683,956	94,777	94,777
E11	Operation of Fire Service	7,087,107	7,087,107	264,324	264,324	6,766,193	6,748,278	264,324	264,324
E12	Fire Prevention	171,656	171,656	225,005	225,005	177,129	170,578	225,005	225,005
E13	Water Quality, Air and Noise Pollution	747,421	747,421	52,849	52,849	792,570	784,324	52,849	52,849
E14	Agency & Recoupable Services	0	0	0	0	0	0	0	0
E15	Climate Change and Flooding	142,406	142,406	142,405	142,405	0	0	0	0
Service Division Total		14,713,893	14,688,893	1,514,091	1,514,091	13,908,348	13,842,412	1,310,215	1,310,215
Recreation & Amenity									
<u>Code</u>									
F01	Leisure Facilities Operations	1,310,608	1,310,608	21,389	21,389	1,237,106	1,236,147	21,389	21,389
F02	Operation of Library and Archival Service	4,488,533	4,488,533	294,928	294,928	4,495,109	4,439,921	288,278	288,278
F03	Outdoor Leisure Areas Operations	1,758,348	1,758,348	45,949	45,949	1,757,393	1,751,655	45,949	45,949
F04	Community Sport and Recreational Development	131,331	131,331	90,280	90,280	1,041	989	0	0
F05	Operation of Arts Programme	2,425,824	2,425,824	550,276	550,276	2,118,872	2,105,562	289,588	289,588
F06	Agency & Recoupable Services	0	0	0	0	0	0	0	0
Service Division Total		10,114,644	10,114,644	1,002,822	1,002,822	9,609,521	9,534,273	645,204	645,204

		Table B Expenditure & Income for 2020 and Estimated Outturn for 2019							
		2020				2019			
		Expenditure		Income		Expenditure		Income	
		Adopted by Council	Estimated by Chief Executive	Adopted by Council	Estimated by Chief Executive	Adopted by Council	Estimated Outturn	Adopted by Council	Estimated Outturn
Division & Services		€	€	€	€	€	€	€	€
Code	Agriculture, Education, Health & Welfare								
G01	Land Drainage Costs	2,715	2,715	173	173	2,658	2,525	173	173
G02	Operation and Maintenance of Piers and Harbours	1,858,803	1,858,803	71,972	71,972	1,801,290	1,785,137	68,972	68,972
G03	Coastal Protection	37,661	37,661	136	136	37,666	37,633	136	136
G04	Veterinary Service	752,787	752,787	410,159	410,159	734,077	727,254	421,588	421,588
G05	Educational Support Services	135,422	135,422	4,194	4,194	164,449	157,556	21,194	21,194
G06	Agency & Recoupable Services	15,000	15,000	0	0	15,000	15,000	0	0
	Service Division Total	2,802,388	2,802,388	486,634	486,634	2,755,140	2,725,105	512,063	512,063
Code	Miscellaneous Services								
H01	Profit/Loss Machinery Account	5,235,871	5,235,871	4,069,911	4,069,911	5,184,340	5,132,897	4,063,682	4,063,682
H02	Profit/Loss Stores Account	111,974	111,974	211,756	211,756	138,610	137,550	211,756	211,756
H03	Administration of Rates	8,412,800	8,437,800	717,173	717,173	7,955,840	7,942,578	717,173	717,173
H04	Franchise Costs	214,318	214,318	5,067	5,067	447,988	442,770	8,067	8,067
H05	Operation of Morgue and Coroner Expenses	362,464	362,464	466	466	356,229	355,933	466	466
H06	Weighbridges	2,487	2,487	100	100	2,405	2,285	100	100
H07	Operation of Markets and Casual Trading	78,442	78,442	14,353	14,353	35,446	35,354	14,353	14,353
H08	Malicious Damage	0	0	0	0	0	0	0	0
H09	Local Representation/Civic Leadership	1,535,216	1,535,216	1,440	1,440	1,636,998	1,632,582	1,440	1,440
H10	Motor Taxation	1,733,844	1,733,844	94,497	94,497	1,797,103	1,759,973	94,497	94,497
H11	Agency & Recoupable Services	6,361,080	6,361,080	11,469,475	11,469,475	5,792,325	5,771,927	11,507,055	9,980,232
	Service Division Total	24,048,496	24,073,496	16,584,238	16,584,238	23,347,284	23,213,849	16,618,589	15,091,766
	OVERALL TOTAL	154,410,629	154,410,629	91,800,645	91,800,645	145,979,803	156,930,064	86,479,147	97,429,408

*Standard rounding rules apply throughout

Table C - CALCULATION OF BASE YEAR ADJUSTMENT

	(i)	(ii)	(iii)	(iv)	(v)
Rating authority	Annual Rate on Valuation 2020	Effective ARV (Net of BYA) 2020	Base Year Adjustment 2020	Net Effective Valuation	Value of Base Year Adjustment
			(ii)-(i)		(iii)*(iv)
	€	€	€	€	€
Donegal County Council	71.81	71.81		360,024.15	
Former rating authority areas					
Letterkenny	71.81	71.81	0.00	110,171.47	0
Bundoran	71.81	71.81	0.00	14,490.27	0
Buncrana	71.81	56.29	(15.52)	18,284.07	(283,768.77)
TOTAL				502,969.96	(283,768.77)

Table D	
ANALYSIS OF BUDGET 2020 INCOME FROM GOODS AND SERVICES	
Source of Income	2020 €
Rents from Houses	13,049,085
Housing Loans Interest & Charges	865,314
Parking Fines/Charges	1,110,487
Irish Water	16,283,577
Planning Fees	590,000
Domestic Refuse	0
Commercial Refuse	0
Landfill Charges	0
Fire Charges	448,000
Recreation / Amenity / Culture	90,280
Agency Services & Repayable Works	0
Local Authority Contributions	100,000
Superannuation	2,000,000
NPPR	900,000
Misc. (Includes income from Machinery Yard, overhead account, transfers from reserves, PEL, dog licensing, PRTB contributions and other miscellaneous headings)	15,969,230
TOTAL	51,405,973

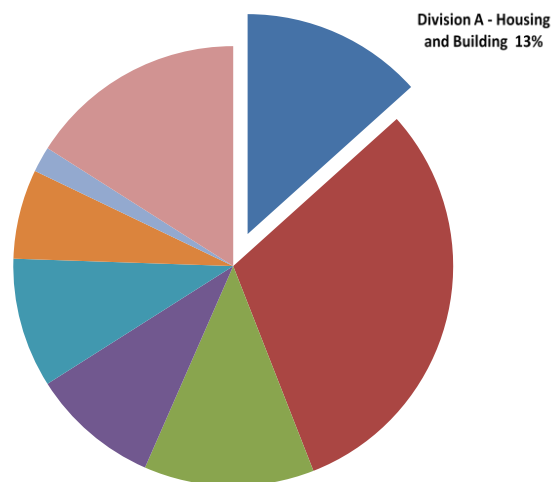
Table E	
ANALYSIS OF BUDGET INCOME 2020 FROM GRANTS AND SUBSIDIES	
	2020
	€
Department of Housing, Planning and Local Government	
Housing and Building	4,952,849
Road Transport & Safety	0
Water Services	200,244
Development Management	70,000
Environmental Services	655,600
Recreation and Amenity	0
Agriculture, Education, Health & Welfare	0
Miscellaneous Services	3,384,298
	9,262,991
Other Departments and Bodies	
TII Transport Infrastructure Ireland	26,993,475
Culture, Heritage & Gaeltacht	131,320
National Transport Authority	0
Social Protection	0
Defence	83,500
Education and Skills	0
Library Council	31,200
Arts Council	195,000
Transport Tourism & Sport	0
Justice and Equality	0
Agriculture Food and the Marine	0
Jobs, Enterprise & Innovation	1,348,158
Rural & Community Development	89,736
Communications, Climate Action & Environment	0
Food Safety Authority of Ireland	207,305
Other	2,051,987
	31,131,681
Total Grants & Subsidies	40,394,672

**Table F Comprises Expenditure and Income by
Division to Sub-Service Level**

Division A - Housing and Building

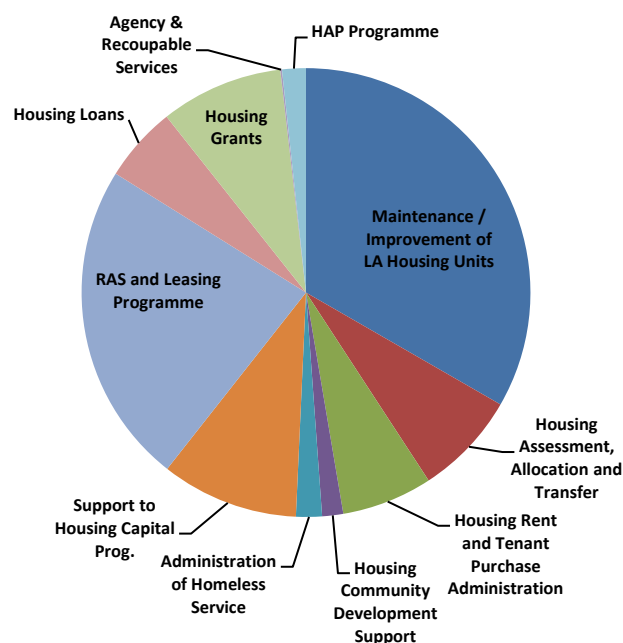
Division	Amount	%
A Housing and Building	20,649,032	13%
B Road Transport & Safety	48,199,128	31%
C Water Services	18,475,824	12%
D Development Management	15,407,224	10%
E Environmental Services	14,713,893	9%
F Recreation and Amenity	10,114,644	7%
G Agriculture, Education, Health & Welfare	2,802,388	2%
H Miscellaneous Services	24,048,496	16%
Grand Total	154,410,629	100%

Overall Expenditure



How the Division is Spent	Amount	%
Maintenance / Improvement of LA Housing Units	7,132,102	34.5%
Housing Assessment, Allocation and Transfer	1,537,860	7.4%
Housing Rent and Tenant Purchase Administration	1,273,109	6.2%
Housing Community Development Support	302,275	1.5%
Administration of Homeless Service	382,982	1.9%
Support to Housing Capital Prog.	2,151,618	10.4%
RAS and Leasing Programme	4,725,842	22.9%
Housing Loans	1,131,856	5.5%
Housing Grants	1,693,976	8.2%
Agency & Recoupable Services	18,484	0.1%
HAP Programme	298,929	1.4%
Grand Total	20,649,032	100%

Expenditure



Sources of Income in the Division	Amount	%
Housing, Planning and Local Government	4,952,849	24.3%
Rents from houses	13,049,085	64.0%
Housing Loans Interest & Charges	865,314	4.2%
Superannuation	176,448	0.9%
Other income	1,348,036	6.6%
Grand Total	20,391,732	100%

Income

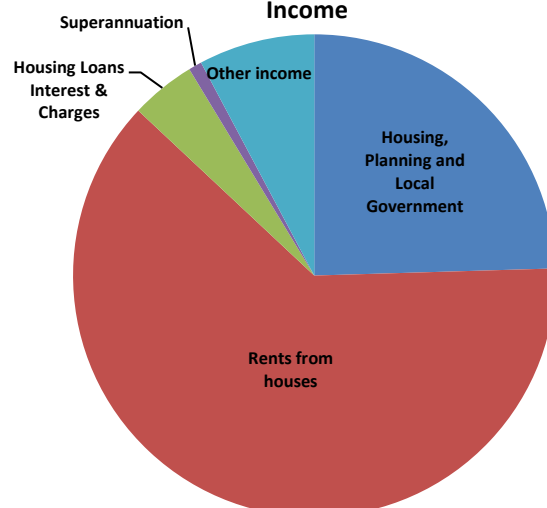


Table B Expenditure & Income for 2020 and Estimated Outturn for 2019									
Division & Services		2020				2019			
		Expenditure		Income		Expenditure		Income	
		Adopted by Council	Estimated by Chief Executive	Adopted by Council	Estimated by Chief Executive	Adopted by Council	Estimated Outturn	Adopted by Council	Estimated Outturn
Code		€	€	€	€	€	€	€	€
	Housing and Building								
A01	Maintenance/Improvement of LA Housing Units	7,132,102	7,132,102	834,303	834,303	6,488,485	7,422,596	1,136,803	2,136,803
A02	Housing Assessment, Allocation and Transfer	1,537,860	1,537,860	129,056	129,056	1,458,056	1,413,027	114,056	114,056
A03	Housing Rent and Tenant Purchase Administration	1,273,109	1,273,109	12,365,439	12,365,439	1,273,762	1,255,348	11,749,440	11,749,440
A04	Housing Community Development Support	302,275	302,275	6,065	6,065	295,544	292,438	6,065	6,065
A05	Administration of Homeless Service	382,982	382,982	219,776	219,776	363,037	355,860	201,326	201,326
A06	Support to Housing Capital Prog.	2,151,618	2,151,618	697,003	697,003	1,927,764	1,911,825	697,003	697,003
A07	RAS and Leasing Programme	4,725,842	4,725,842	4,965,441	4,965,441	4,532,814	4,510,921	4,880,051	4,880,051
A08	Housing Loans	1,131,856	1,131,856	600,978	600,978	1,059,692	1,051,667	610,610	610,610
A09	Housing Grants	1,693,976	1,693,976	416,528	416,528	1,722,006	1,680,060	416,528	416,528
A11	Agency & Recoupable Services	18,484	18,484	23,143	23,143	23,355	23,105	31,098	31,098
A12	HAP Programme	298,929	298,929	134,000	134,000	333,268	333,268	30,000	30,000
	Service Division Total	20,649,032	20,649,032	20,391,732	20,391,732	19,477,783	20,250,115	19,872,980	20,872,980

HOUSING AND BUILDING

Code		2020		2019	
		Adopted by Council	Estimated by Chief Executive	Adopted by Council	Estimated Outturn
		€	€	€	€
Expenditure by Service and Sub-Service					
A0101	Maintenance of LA Housing Units	5,513,845	5,513,845	4,886,728	5,886,728
A0102	Maintenance of Traveller Accommodation Units	186,000	186,000	155,000	155,000
A0103	Traveller Accommodation Management	68,979	68,979	128,978	128,978
A0104	Estate Maintenance	0	0	0	0
A0199	Service Support Costs	1,363,278	1,363,278	1,317,779	1,251,890
Maintenance/Improvement of LA Housing Units		7,132,102	7,132,102	6,488,485	7,422,596
A0201	Assessment of Housing Needs, Allocs. & Trans.	636,360	636,360	557,466	557,466
A0299	Service Support Costs	901,500	901,500	900,590	855,561
Housing Assessment, Allocation and Transfer		1,537,860	1,537,860	1,458,056	1,413,027
A0301	Debt Management & Rent Assessment	904,340	904,340	905,480	905,480
A0399	Service Support Costs	368,769	368,769	368,282	349,868
Housing Rent and Tenant Purchase Administration		1,273,109	1,273,109	1,273,762	1,255,348
A0401	Housing Estate Management	52,750	52,750	52,750	52,750
A0402	Tenancy Management	187,202	187,202	180,674	180,674
A0403	Social and Community Housing Service	0	0	0	0
A0499	Service Support Costs	62,323	62,323	62,120	59,014
Housing Community Development Support		302,275	302,275	295,544	292,438
A0501	Homeless Grants Other Bodies	240,000	240,000	219,500	219,500
A0502	Homeless Service	0	0	0	0
A0599	Service Support Costs	142,982	142,982	143,537	136,360
Administration of Homeless Service		382,982	382,982	363,037	355,860
A0601	Technical and Administrative Support	1,832,044	1,832,044	1,608,984	1,608,984
A0602	Loan Charges	0	0	0	0
A0699	Service Support Costs	319,574	319,574	318,780	302,841
Support to Housing Capital Prog.		2,151,618	2,151,618	1,927,764	1,911,825
A0701	RAS Operations	1,941,928	1,941,928	2,000,784	2,000,784
A0702	Long Term Leasing	2,345,297	2,345,297	2,094,172	2,094,172
A0703	Payment & Availability	0	0	0	0
A0704	Affordable Leases	0	0	0	0
A0799	Service Support Costs	438,616	438,616	437,858	415,965
RAS and Leasing Programme		4,725,841	4,725,841	4,532,814	4,510,921

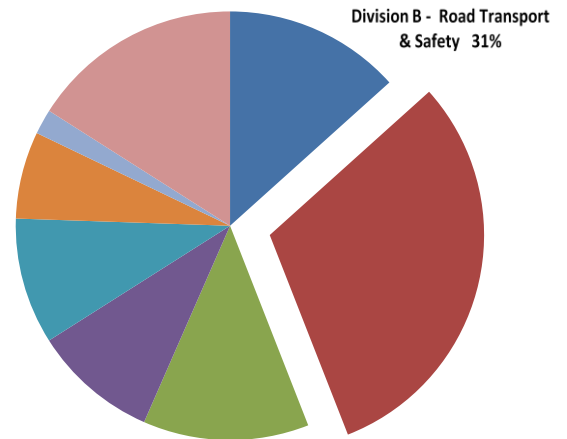
HOUSING AND BUILDING					
Code	Expenditure by Service and Sub-Service	2020		2019	
		Adopted by Council	Estimated by Chief Executive	Adopted by Council	Estimated Outturn
		€	€	€	€
A0801	Loan Interest and Other Charges	352,661	352,661	343,877	343,877
A0802	Debt Management Housing Loans	618,057	618,057	555,316	555,316
A0899	Service Support Costs	161,138	161,138	160,499	152,474
	Housing Loans	1,131,856	1,131,856	1,059,692	1,051,667
A0901	Housing Adaptation Grant Scheme	400,000	400,000	400,000	400,000
A0902	Loan Charges DPG/ERG	439,952	439,952	483,081	483,081
A0903	Essential Repair Grants	0	0	0	0
A0904	Other Housing Grant Payments	0	0	0	0
A0905	Mobility Aids Housing Grants	0	0	0	0
A0999	Service Support Costs	854,024	854,024	838,925	796,979
	Housing Grants	1,693,976	1,693,976	1,722,006	1,680,060
A1101	Agency & Recoupable Service	13,455	13,455	18,359	18,359
A1199	Service Support Costs	5,029	5,029	4,996	4,746
	Agency & Recoupable Services	18,484	18,484	23,355	23,105
A1201	HAP Operations	298,929	298,929	333,268	333,268
A1299	Service Support Costs	0	0	0	0
	HAP Programme	298,929	298,929	333,268	333,268
	Service Division Total	20,649,032	20,649,032	19,477,783	20,250,115

HOUSING AND BUILDING				
	2020		2019	
Income by Source	Adopted by Council	Estimated by Chief Executive	Adopted by Council	Estimated Outturn
	€	€	€	€
Government Grants & Subsidies				
Housing, Planning and Local Government	4,952,849	4,952,849	4,874,888	5,874,888
Other	0	0	0	0
Total Grants & Subsidies (a)	4,952,849	4,952,849	4,874,888	5,874,888
Goods and Services				
Rents from houses	13,049,085	13,049,085	12,411,303	12,411,303
Housing Loans Interest & Charges	865,314	865,314	864,350	864,350
Superannuation	176,448	176,448	176,448	176,448
Agency Services & Repayable Works	0	0	0	0
Local Authority Contributions	0	0	0	0
Other income	1,348,036	1,348,036	1,545,991	1,545,991
Total Goods and Services (b)	15,438,883	15,438,883	14,998,092	14,998,092
Total Income c=(a+b)	20,391,732	20,391,732	19,872,980	20,872,980

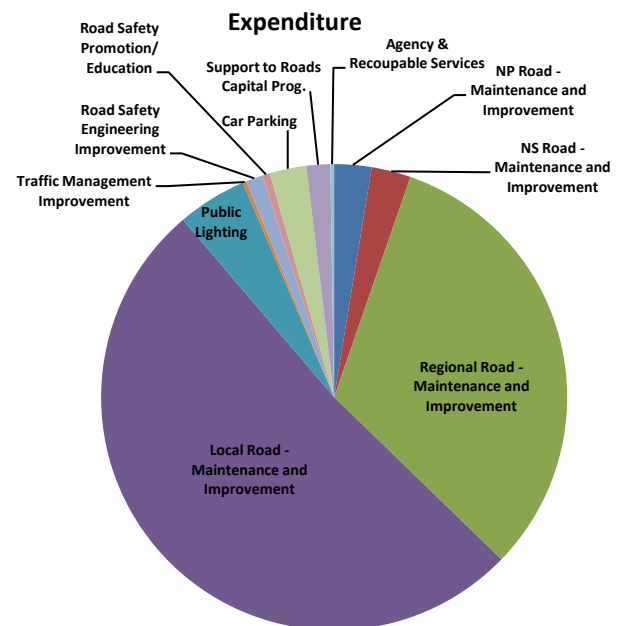
Division B - Road Transport & Safety

Division	Amount	%
A Housing and Building	20,649,032	13%
B Road Transport & Safety	48,199,128	31%
C Water Services	18,475,824	12%
D Development Management	15,407,224	10%
E Environmental Services	14,713,893	9%
F Recreation and Amenity	10,114,644	7%
G Agriculture, Education, Health & Welfare	2,802,388	2%
H Miscellaneous Services	24,048,496	16%
Grand Total	154,410,629	100%

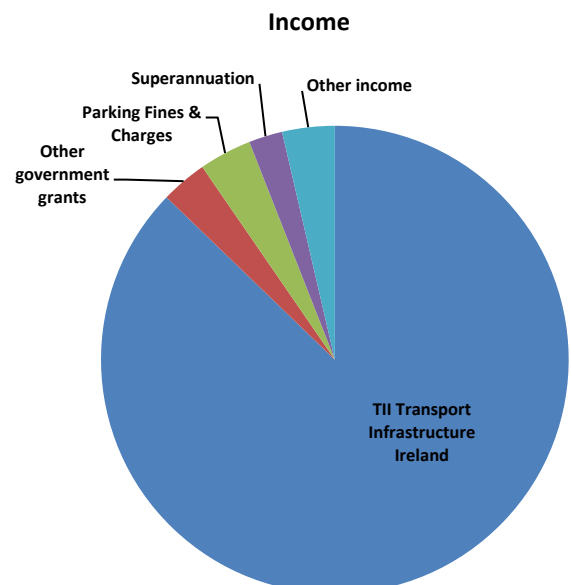
Overall Expenditure



How the Division is Spent	Amount	%
NP Road - Maintenance and Improvement	1,182,433	2.5%
NS Road - Maintenance and Improvement	1,251,147	2.6%
Regional Road - Maintenance and Improvement	14,827,602	30.8%
Local Road - Maintenance and Improvement	25,858,435	53.6%
Public Lighting	2,172,299	4.5%
Traffic Management Improvement	160,004	0.3%
Road Safety Engineering Improvement	382,595	0.8%
Road Safety Promotion/Education	268,955	0.6%
Car Parking	1,234,321	2.6%
Support to Roads Capital Prog.	735,897	1.5%
Agency & Recoupable Services	125,439	0.3%
Grand Total	48,199,128	100%



Sources of Income in the Division	Amount	%
TII Transport Infrastructure Ireland	26,993,475	88.0%
Other government grants	900,000	2.9%
Parking Fines & Charges	1,110,487	3.6%
Superannuation	642,463	2.1%
Other income	1,019,586	3.3%
Grand Total	30,666,011	100%



Division & Services		2020				2019			
		Expenditure		Income		Expenditure		Income	
		Adopted by Council	Estimated by Chief Executive	Adopted by Council	Estimated by Chief Executive	Adopted by Council	Estimated Outturn	Adopted by Council	Estimated Outturn
		€	€	€	€	€	€	€	€
Code	Road Transport & Safety								
B01	NP Road - Maintenance and Improvement	1,182,433	1,182,433	768,173	768,173	1,157,999	1,199,016	743,173	808,998
B02	NS Road - Maintenance and Improvement	1,251,147	1,251,147	591,505	591,505	1,224,335	1,658,920	555,939	1,029,512
B03	Regional Road - Maintenance and Improvement	14,827,602	14,827,602	8,643,849	8,643,849	14,321,763	15,608,647	8,403,149	9,926,716
B04	Local Road - Maintenance and Improvement	25,858,435	25,858,435	18,958,381	18,958,381	23,098,044	31,805,416	16,310,346	25,173,112
B05	Public Lighting	2,172,299	2,172,299	128,368	128,368	2,163,794	2,162,391	128,368	128,368
B06	Traffic Management Improvement	160,004	160,004	1,537	1,537	114,739	113,625	1,537	1,537
B07	Road Safety Engineering Improvement	382,595	382,595	222,280	222,280	515,152	922,223	222,280	630,685
B08	Road Safety Promotion/Education	268,955	268,955	3,839	3,839	241,776	239,606	3,839	3,839
B09	Car Parking	1,234,321	1,234,321	1,127,571	1,127,571	1,142,397	1,279,178	1,020,412	1,163,360
B10	Support to Roads Capital Prog.	735,898	735,898	90,301	90,301	736,921	700,075	90,301	90,301
B11	Agency & Recoupable Services	125,439	125,439	130,207	130,207	119,147	116,834	123,512	123,512
	Service Division Total	48,199,128	48,199,128	30,666,011	30,666,011	44,836,067	55,805,930	27,602,856	39,079,940

ROAD TRANSPORT & SAFETY

		2020		2019	
Expenditure by Service and Sub-Service		Adopted by Council	Estimated by Chief Executive	Adopted by Council	Estimated Outturn
<u>Code</u>		€	€	€	€
B0101	NP - Surface Dressing	120,000	120,000	120,000	39,200
B0102	NP – Pavement Overlay/Reconstruction	0	0	0	62,425
B0103	NP – Winter Maintenance	279,070	279,070	254,000	279,000
B0104	NP – Bridge Maintenance (Eirspan)	0	0	0	0
B0105	NP - General Maintenance	287,846	287,846	287,846	347,046
B0106	NP – General Improvements Works	0	0	0	0
B0199	Service Support Costs	495,517	495,517	496,153	471,345
National Primary Road – Maintenance and Improvement		1,182,433	1,182,433	1,157,999	1,199,016
B0201	NS - Surface Dressing	100,000	100,000	100,000	182,400
B0202	NS - Overlay/Reconstruction	0	0	0	269,107
B0203	NS - Overlay/Reconstruction – Urban	0	0	0	0
B0204	NS - Winter Maintenance	165,000	165,000	149,434	165,000
B0205	NS – Bridge Maintenance (Eirspan)	0	0	0	0
B0206	NS - General Maintenance	195,131	195,131	195,131	301,631
B0207	NS – General Improvement Works	0	0	0	0
B0299	Service Support Costs	791,016	791,016	779,770	740,782
National Secondary Road – Maintenance and Improvement		1,251,147	1,251,147	1,224,335	1,658,920
B0301	Regional Roads Surface Dressing	827,483	827,483	827,483	864,151
B0302	Reg Rd Surface Rest/Road Reconstruction/Overlay	4,114,000	4,114,000	3,873,300	4,113,999
B0303	Regional Road Winter Maintenance	800,000	800,000	800,000	800,000
B0304	Regional Road Bridge Maintenance	200,000	200,000	200,000	200,000
B0305	Regional Road General Maintenance Works	3,166,351	3,166,351	2,994,381	2,482,396
B0306	Regional Road General Improvement Works	846,320	846,320	892,935	2,651,120
B0399	Service Support Costs	4,873,448	4,873,448	4,733,664	4,496,981
Regional Road – Improvement and Maintenance		14,827,602	14,827,602	14,321,763	15,608,647
B0401	Local Road Surface Dressing	1,930,794	1,930,794	1,930,794	2,757,349
B0402	Local Rd Surface Rest/Road Reconstruction/Overlay	10,049,500	10,049,500	9,037,700	8,898,880
B0403	Local Roads Winter Maintenance	0	0	0	0
B0404	Local Roads Bridge Maintenance	0	0	0	50,000
B0405	Local Roads General Maintenance Works	6,463,265	6,463,265	6,363,265	12,420,971
B0406	Local Roads General Improvement Works	4,294,635	4,294,635	2,658,400	4,725,725
B0499	Service Support Costs	3,120,241	3,120,241	3,107,885	2,952,491
Local Road - Maintenance and Improvement		25,858,435	25,858,435	23,098,044	31,805,416
B0501	Public Lighting Operating Costs	2,107,496	2,107,496	2,069,489	2,069,489
B0502	Public Lighting Improvement	36,250	36,250	66,250	66,250
B0599	Service Support Costs	28,553	28,553	28,055	26,652
Public Lighting		2,172,299	2,172,299	2,163,794	2,162,391

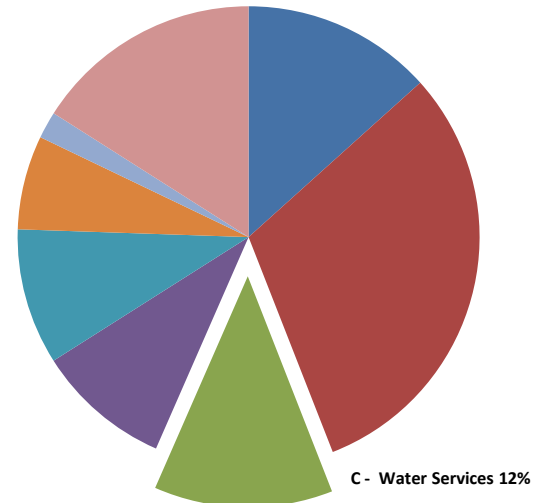
ROAD TRANSPORT & SAFETY					
Code	Expenditure by Service and Sub-Service	2020		2019	
		Adopted by Council	Estimated by Chief Executive	Adopted by Council	Estimated Outturn
		€	€	€	€
B0601	Traffic Management	0	0	0	0
B0602	Traffic Maintenance	0	0	0	0
B0603	Traffic Improvement Measures	137,500	137,500	92,450	92,450
B0699	Service Support Costs	22,504	22,504	22,289	21,175
	Traffic Management Improvement	160,004	160,004	114,739	113,625
B0701	Low Cost Remedial Measures	220,000	220,000	220,000	320,000
B0702	Other Engineering Improvements	135,661	135,661	268,477	576,882
B0799	Service Support Costs	26,934	26,934	26,675	25,341
	Road Safety Engineering Improvements	382,595	382,595	515,152	922,223
B0801	School Wardens	71,000	71,000	71,000	71,000
B0802	Publicity and Promotion Road Safety	154,160	154,160	127,367	127,367
B0899	Service Support Costs	43,795	43,795	43,409	41,239
	Road Safety Promotion/Education	268,955	268,955	241,776	239,606
B0901	Maintenance and Management of Car Parks	350,633	350,633	405,826	435,836
B0902	Operation of Street Parking	64,237	64,237	56,890	138,485
B0903	Parking Enforcement	695,617	695,617	556,336	587,679
B0999	Service Support Costs	123,834	123,834	123,345	117,178
	Car Parking	1,234,321	1,234,321	1,142,397	1,279,178
B1001	Administration of Roads Capital Programme	0	0	0	0
B1099	Service Support Costs	735,898	735,898	736,921	700,075
	Support to Roads Capital Programme	735,898	735,898	736,921	700,075
B1101	Agency & Recoupable Service	79,586	79,586	72,890	72,890
B1199	Service Support Costs	45,853	45,853	46,257	43,944
	Agency & Recoupable Services	125,439	125,439	119,147	116,834
	Service Division Total	48,199,128	48,199,128	44,836,067	55,805,930

ROAD TRANSPORT & SAFETY				
	2020		2019	
Income by Source	Adopted by Council	Estimated by Chief Executive	Adopted by Council	Estimated Outturn
	€	€	€	€
Government Grants				
Housing, Planning and Local Government	0	0	0	0
TII Transport Infrastructure Ireland	26,993,475	26,993,475	24,071,774	35,548,858
Culture, Heritage & Gaeltacht	0	0	0	0
National Transport Authority	0	0	0	0
Transport, Tourism & Sport	0	0	0	0
Other	900,000	900,000	884,000	884,000
Total Grants & Subsidies (a)	27,893,475	27,893,475	24,955,774	36,432,858
Goods and Services				
Parking Fines & Charges	1,110,487	1,110,487	1,003,328	1,003,328
Superannuation	642,463	642,463	642,464	642,464
Agency Services & Repayable Works	0	0	0	0
Local Authority Contributions	0	0	0	0
Other income	1,019,586	1,019,586	1,001,290	1,001,290
Total Goods and Services (b)	2,772,536	2,772,536	2,647,082	2,647,082
Total Income c=(a+b)	30,666,011	30,666,011	27,602,856	39,079,940

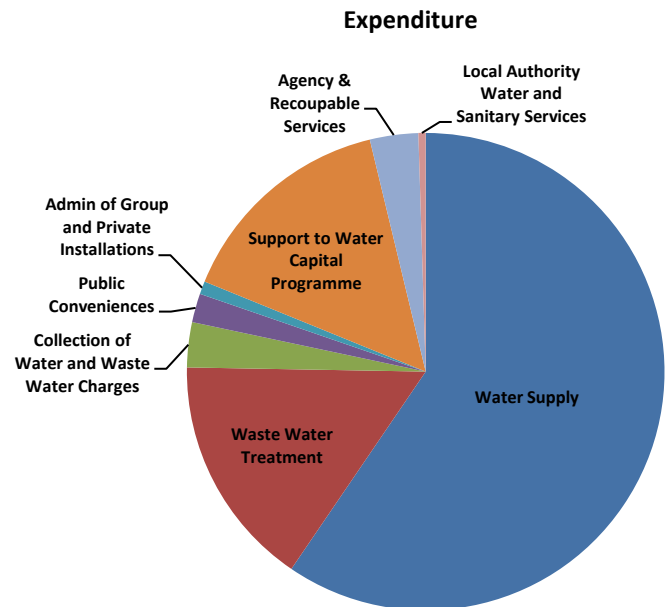
Division C - Water Services

Division	Amount	%
A Housing and Building	20,649,032	13%
B Road Transport & Safety	48,199,128	31%
C Water Services	18,475,824	12%
D Development Management	15,407,224	10%
E Environmental Services	14,713,893	9%
F Recreation and Amenity	10,114,644	7%
G Agriculture, Education, Health & Welfare	2,802,388	2%
H Miscellaneous Services	24,048,496	16%
Grand Total	154,410,629	100%

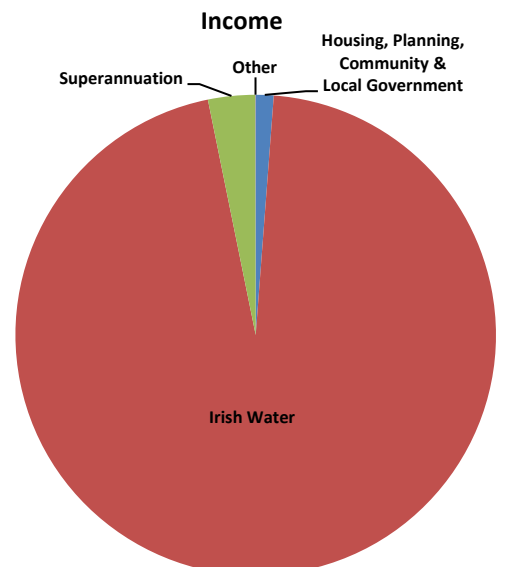
Overall Expenditure



How the Division is Spent	Amount	%
Water Supply	11,001,266	59.5%
Waste Water Treatment	2,792,937	15.1%
Collection of Water and Waste Water Charges	558,103	3.0%
Public Conveniences	358,225	1.9%
Admin of Group and Private Installations	225,027	1.2%
Support to Water Capital Programme	2,851,612	15.4%
Agency & Recoupable Services	601,911	3.3%
Local Authority Water and Sanitary Services	86,744	0.5%
Grand Total	18,475,824	100%



Sources of Income in the Division	Amount	%
Housing, Planning and Local Government	200,244	1.2%
Irish Water	16,283,577	95.7%
Superannuation	535,572	3.1%
Other	4,000	0.0%
Grand Total	17,023,393	100%



Division & Services		2020				2019			
		Expenditure		Income		Expenditure		Income	
		Adopted by Council	Estimated by Chief Executive	Adopted by Council	Estimated by Chief Executive	Adopted by Council	Estimated Outturn	Adopted by Council	Estimated Outturn
		€	€	€	€	€	€	€	€
Code	Water Services								
C01	Water Supply	11,001,266	11,001,266	326,333	326,333	10,870,577	10,696,395	326,333	326,333
C02	Waste Water Treatment	2,792,937	2,792,937	79,284	79,284	2,879,398	2,803,869	79,284	79,284
C03	Collection of Water and Waste Water Charges	558,103	558,103	21,254	21,254	556,875	531,689	21,254	21,254
C04	Public Conveniences	358,225	358,225	9,644	9,644	356,301	352,667	9,644	9,644
C05	Admin of Group and Private Installations	225,027	225,027	176,368	176,368	159,988	151,989	176,345	176,345
C06	Support to Water Capital Programme	2,851,611	2,851,611	51,179	51,179	2,754,281	2,728,742	51,179	51,179
C07	Agency & Recoupable Services	601,911	601,911	3,249,010	3,249,010	598,226	576,392	3,249,010	3,249,010
C08	Local Authority Water and Sanitary Services	86,744	86,744	13,110,321	13,110,321	89,589	89,589	12,992,117	12,992,117
	Service Division Total	18,475,824	18,475,824	17,023,393	17,023,393	18,265,235	17,931,332	16,905,166	16,905,166

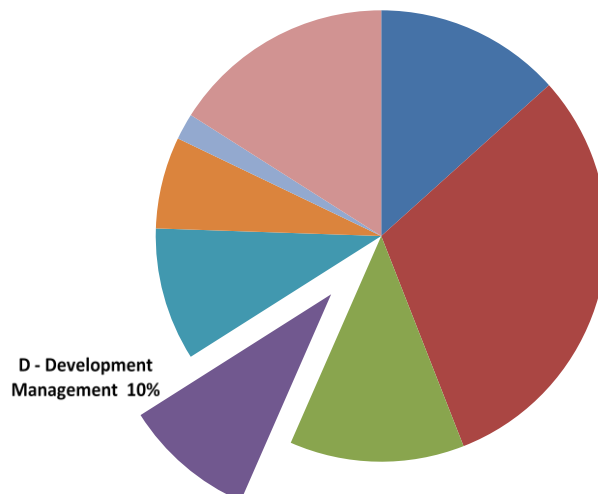
WATER SERVICES					
Code	Expenditure by Service and Sub-Service	2020		2019	
		Adopted by Council	Estimated by Chief Executive	Adopted by Council	Estimated Outturn
		€	€	€	€
C0101	Water Plants & Networks	7,441,835	7,441,835	7,386,939	7,386,939
C0199	Service Support Costs	3,559,431	3,559,431	3,483,638	3,309,456
	Water Supply	11,001,266	11,001,266	10,870,577	10,696,395
C0201	Waste Plants and Networks	1,270,093	1,270,093	1,368,825	1,368,825
C0299	Service Support Costs	1,522,844	1,522,844	1,510,573	1,435,044
	Waste Water Treatment	2,792,937	2,792,937	2,879,398	2,803,869
C0301	Debt Management Water and Waste Water	54,153	54,153	53,149	53,149
C0399	Service Support Costs	503,950	503,950	503,726	478,540
	Collection of Water and Waste Water Charges	558,103	558,103	556,875	531,689
C0401	Operation and Maintenance of Public Conveniences	284,278	284,278	283,622	283,622
C0499	Service Support Costs	73,947	73,947	72,679	69,045
	Public Conveniences	358,225	358,225	356,301	352,667
C0501	Grants for Individual Installations	0	0	0	0
C0502	Grants for Water Group Schemes	0	0	0	0
C0503	Grants for Waste Water Group Schemes	0	0	0	0
C0504	Group Water Scheme Subsidies	0	0	0	0
C0599	Service Support Costs	225,027	225,027	159,988	151,989
	Admin of Group and Private Installations	225,027	225,027	159,988	151,989
C0601	Technical Design and Supervision	2,337,137	2,337,137	2,243,491	2,243,491
C0699	Service Support Costs	514,474	514,474	510,790	485,251
	Support to Water Capital Programme	2,851,611	2,851,611	2,754,281	2,728,742
C0701	Agency & Recoupable Service	163,796	163,796	161,551	161,551
C0799	Service Support Costs	438,115	438,115	436,675	414,841
	Agency & Recoupable Services	601,911	601,911	598,226	576,392
C0801	Local Authority Water Services	18,898	18,898	20,960	20,960
C0802	Local Authority Sanitary Services	67,846	67,846	68,629	68,629
C0899	Service Support Costs	0	0	0	0
	Local Authority Water and Sanitary Services	86,744	86,744	89,589	89,589
	Service Division Total	18,475,824	18,475,824	18,265,235	17,931,332

WATER SERVICES				
	2020		2019	
Income by Source	Adopted by Council	Estimated by Chief Executive	Adopted by Council	Estimated Outturn
	€	€	€	€
Government Grants				
Housing, Planning and Local Government	200,244	200,244	203,066	203,066
Other	0	0	0	
Total Grants & Subsidies (a)	200,244	200,244	203,066	203,066
Goods and Services				
Irish Water	16,283,577	16,283,577	16,162,528	16,162,528
Superannuation	535,572	535,572	535,572	535,572
Agency Services & Repayable Works	0	0	0	0
Local Authority Contributions	0	0	0	0
Other income	4,000	4,000	4,000	4,000
Total Goods and Services (b)	16,823,149	16,823,149	16,702,100	16,702,100
Total Income c=(a+b)	17,023,393	17,023,393	16,905,166	16,905,166

Division D - Development Management

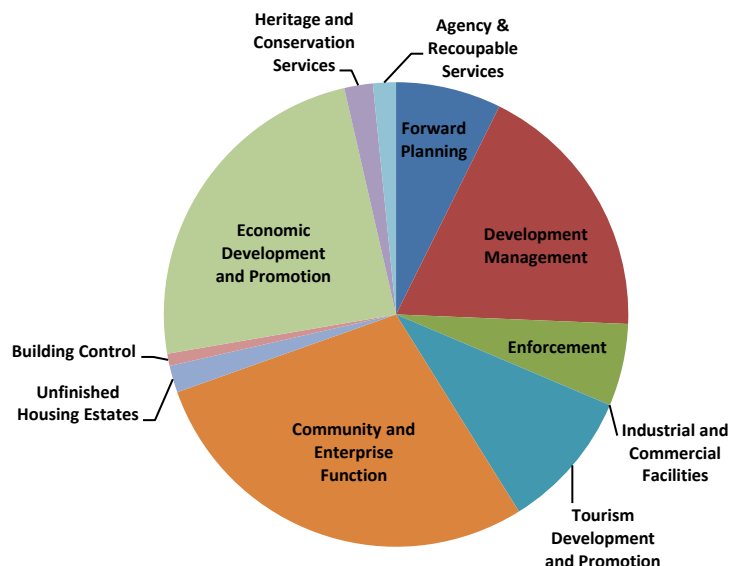
Division	Amount	%
A Housing and Building	20,649,032	13%
B Road Transport & Safety	48,199,128	31%
C Water Services	18,475,824	12%
D Development Management	15,407,224	10%
E Environmental Services	14,713,893	9%
F Recreation and Amenity	10,114,644	7%
G Agriculture, Education, Health & Welfare	2,802,388	2%
H Miscellaneous Services	24,048,496	16%
Grand Total	154,410,629	100%

Overall Expenditure



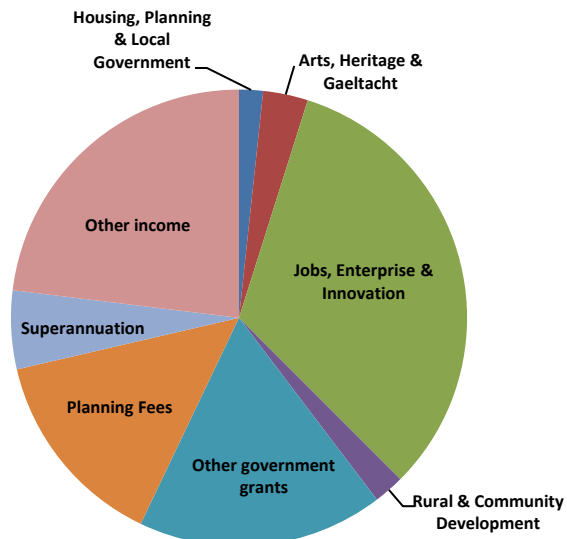
How the Division is Spent	Amount	%
Forward Planning	1,130,121	7.3%
Development Management	2,822,393	18.3%
Enforcement	881,414	5.7%
Industrial and Commercial Facilities	1,800	0.0%
Tourism Development and Promotion	1,499,766	9.7%
Community and Enterprise Function	4,382,641	28.4%
Unfinished Housing Estates	288,913	1.9%
Building Control	131,239	0.9%
Economic Development and Promotion	3,717,093	24.1%
Heritage and Conservation Services	306,087	2.0%
Agency & Recoupable Services	245,756	1.6%
Grand Total	15,407,224	100%

Expenditure



Sources of Income in the Division	Amount	%
Housing, Planning & Local Government	70,000	2%
Arts, Heritage & Gaeltacht	131,320	3%
Jobs, Enterprise & Innovation	1,348,158	33%
Rural & Community Development	89,736	2%
Other government grants	719,507	17%
Planning Fees	590,000	14%
Superannuation	230,058	6%
Other income	952,945	23%
Grand Total	4,131,724	100%

Income



Division & Services		2020				2019			
		Expenditure		Income		Expenditure		Income	
		Adopted by Council	Estimated by Chief Executive	Adopted by Council	Estimated by Chief Executive	Adopted by Council	Estimated Outturn	Adopted by Council	Estimated Outturn
		€	€	€	€	€	€	€	€
Code	Development Management								
D01	Forward Planning	1,130,121	1,130,121	23,589	23,589	1,276,153	1,263,586	23,589	23,589
D02	Development Management	2,822,393	2,822,393	709,495	709,495	2,859,732	2,804,956	705,995	705,995
D03	Enforcement	881,414	881,414	26,244	26,244	904,379	888,447	26,244	26,244
D04	Industrial and Commercial Facilities	1,800	1,800	127	127	1,800	1,800	127	127
D05	Tourism Development and Promotion	1,499,766	1,499,766	286,025	286,025	1,414,942	1,404,400	231,599	231,599
D06	Community and Enterprise Function	4,382,641	4,382,641	786,155	786,155	4,031,901	4,005,366	503,402	503,402
D07	Unfinished Housing Estates	288,913	288,913	4,305	4,305	284,276	282,446	4,305	4,305
D08	Building Control	131,239	131,239	66,823	66,823	195,195	193,276	69,823	69,823
D09	Economic Development and Promotion	3,717,094	3,717,094	2,044,736	2,044,736	2,204,367	2,182,077	1,263,917	1,263,917
D10	Property Management	0	0	0	0	0	0	0	0
D11	Heritage and Conservation Services	306,087	306,087	134,476	134,476	298,445	296,194	134,476	134,476
D12	Agency & Recoupable Services	245,756	245,756	49,749	49,749	309,235	304,500	48,597	48,597
	Service Division Total	15,407,224	15,407,224	4,131,724	4,131,724	13,780,425	13,627,048	3,012,074	3,012,074

DEVELOPMENT MANAGEMENT

Code	Expenditure by Service and Sub-Service	2020		2019	
		Adopted by Council	Estimated by Chief Executive	Adopted by Council	Estimated Outturn
		€	€	€	€
D0101	Statutory Plans and Policy	879,779	879,779	1,024,814	1,024,814
D0199	Service Support Costs	250,342	250,342	251,339	238,772
	Forward Planning	1,130,121	1,130,121	1,276,153	1,263,586
D0201	Planning Control	1,730,127	1,730,127	1,764,202	1,764,202
D0299	Service Support Costs	1,092,266	1,092,266	1,095,530	1,040,754
	Development Management	2,822,393	2,822,393	2,859,732	2,804,956
D0301	Enforcement Costs	565,323	565,323	585,740	585,740
D0399	Service Support Costs	316,091	316,091	318,639	302,707
	Enforcement	881,414	881,414	904,379	888,447
D0401	Industrial Sites Operations	0	0	0	0
D0403	Management of & Contribs to Other Commercial Facs	1,800	1,800	1,800	1,800
D0404	General Development Promotion Work	0	0	0	0
D0499	Service Support Costs	0	0	0	0
	Industrial and Commercial Facilities	1,800	1,800	1,800	1,800
D0501	Tourism Promotion	1,287,033	1,287,033	1,204,103	1,204,103
D0502	Tourist Facilities Operations	0	0	0	0
D0599	Service Support Costs	212,733	212,733	210,839	200,297
	Tourism Development and Promotion	1,499,766	1,499,766	1,414,942	1,404,400
D0601	General Community & Enterprise Expenses	3,572,320	3,572,320	3,402,130	3,402,130
D0602	RAPID Costs	0	0	0	0
D0603	Social Inclusion	278,660	278,660	99,064	99,064
D0699	Service Support Costs	531,661	531,661	530,707	504,172
	Community and Enterprise Function	4,382,641	4,382,641	4,031,901	4,005,366
D0701	Unfinished Housing Estates	252,267	252,267	247,670	247,670
D0799	Service Support Costs	36,646	36,646	36,606	34,776
	Unfinished Housing Estates	288,913	288,913	284,276	282,446
D0801	Building Control Inspection Costs	80,743	80,743	113,869	113,869
D0802	Building Control Enforcement Costs	12,090	12,090	42,940	42,940
D0899	Service Support Costs	38,406	38,406	38,386	36,467
	Building Control	131,239	131,239	195,195	193,276

DEVELOPMENT MANAGEMENT

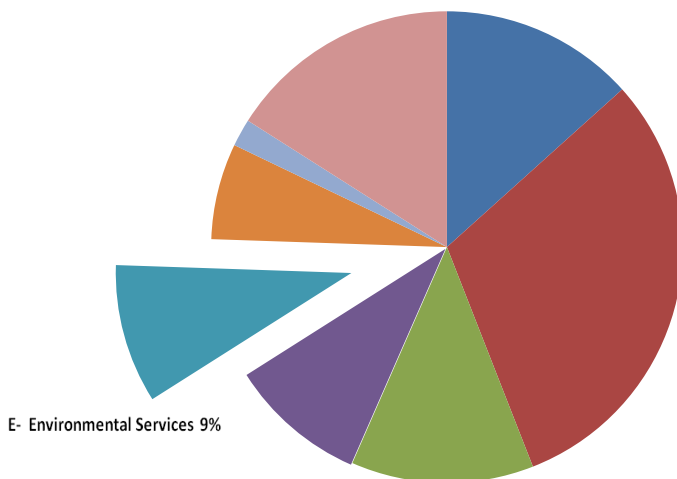
		2020		2019	
Code	Expenditure by Service and Sub-Service	Adopted by Council	Estimated by Chief Executive	Adopted by Council	Estimated Outturn
		€	€	€	€
D0901	Urban and Village Renewal	0	0	1,000	1,000
D0902	EU Projects	0	0	0	0
D0903	Town Twinning	2,000	2,000	2,000	2,000
D0904	European Office	0	0	0	0
D0905	Economic Development & Promotion	1,602,225	1,602,225	538,732	538,732
D0906	Local Enterprise Office	1,665,787	1,665,787	1,216,832	1,216,832
D0999	Service Support Costs	447,082	447,082	445,803	423,513
	Economic Development and Promotion	3,717,094	3,717,094	2,204,367	2,182,077
D1001	Property Management Costs	0	0	0	0
D1099	Service Support Costs	0	0	0	0
	Property Management	0	0	0	0
D1101	Heritage Services	0	0	0	0
D1102	Conservation Services	261,695	261,695	253,432	253,432
D1103	Conservation Grants	0	0	0	0
D1199	Service Support Costs	44,392	44,392	45,013	42,762
	Heritage and Conservation Services	306,087	306,087	298,445	296,194
D1201	Agency & Recoupable Service	150,718	150,718	214,544	214,544
D1299	Service Support Costs	95,038	95,038	94,691	89,956
	Agency & Recoupable Services	245,756	245,756	309,235	304,500
	Service Division Total	15,407,224	15,407,224	13,780,425	13,627,048

DEVELOPMENT MANAGEMENT				
	2020		2019	
Income by Source	Adopted by Council	Estimated by Chief Executive	Adopted by Council	Estimated Outturn
	€	€	€	€
Government Grants				
Housing, Planning and Local Government	70,000	70,000	70,000	70,000
Culture, Heritage & Gaeltacht	131,320	131,320	131,320	131,320
Jobs, Enterprise & Innovation	1,348,158	1,348,158	916,060	916,060
Rural & Community Development	89,736	89,736	0	0
Other	719,507	719,507	366,312	366,312
Total Grants & Subsidies (a)	2,358,721	2,358,721	1,483,692	1,483,692
Goods and Services				
Planning Fees	590,000	590,000	590,000	590,000
Superannuation	230,058	230,058	230,058	230,058
Agency Services & Repayable Works	0	0	0	0
Local Authority Contributions	0	0	0	0
Other income	952,945	952,945	708,324	708,324
Total Goods and Services (b)	1,773,003	1,773,003	1,528,382	1,528,382
Total Income c=(a+b)	4,131,724	4,131,724	3,012,074	3,012,074

Division E - Environmental Services

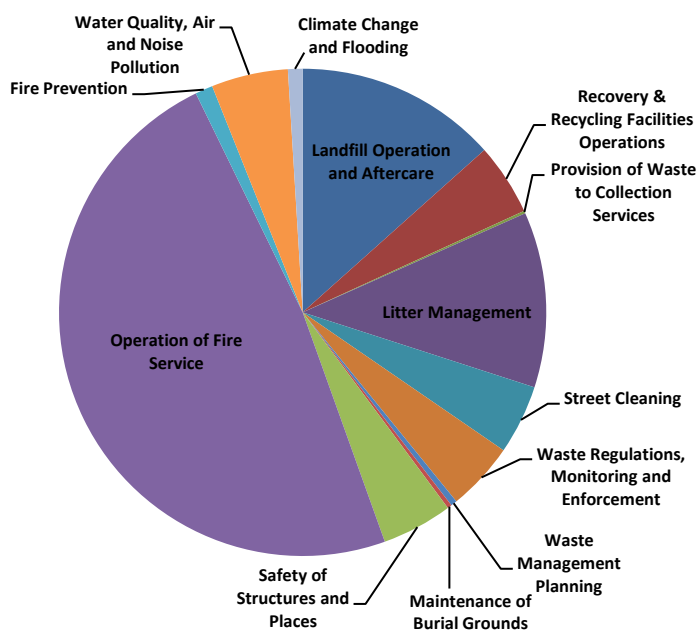
Division	Amount	%
A Housing and Building	20,649,032	13%
B Road Transport & Safety	48,199,128	31%
C Water Services	18,475,824	12%
D Development Management	15,407,224	10%
E Environmental Services	14,713,893	9%
F Recreation and Amenity	10,114,644	7%
G Agriculture, Education, Health & Welfare	2,802,388	2%
H Miscellaneous Services	24,048,496	16%
Grand Total	154,410,629	100%

Overall Expenditure



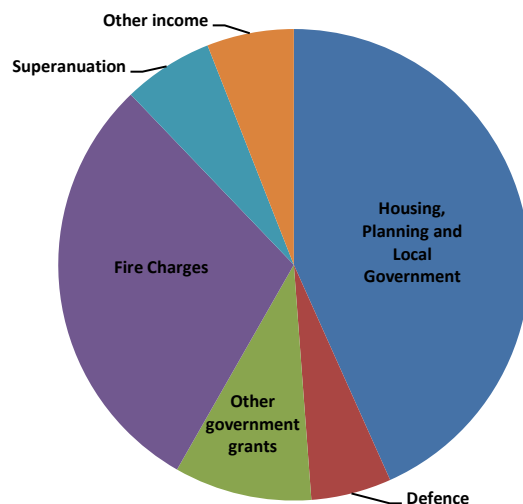
How the Division is Spent	Amount	%
Landfill Operation and Aftercare	1,967,524	13.4%
Recovery & Recycling Facilities Operations	700,243	4.8%
Provision of Waste to Collection Services	25,588	0.2%
Litter Management	1,735,356	11.8%
Street Cleaning	675,679	4.6%
Waste Regulations, Monitoring and Enforcement	669,289	4.6%
Waste Management Planning	60,346	0.4%
Maintenance of Burial Grounds	42,486	0.3%
Safety of Structures and Places	688,792	4.7%
Operation of Fire Service	7,087,107	48.2%
Fire Prevention	171,656	1.2%
Water Quality, Air and Noise Pollution	747,421	5.1%
Climate Change and Flooding	142,406	1.0%
Grand Total	14,713,893	100%

Expenditure



Sources of Income in the Division	Amount	%
Housing, Planning and Local Government	655,600	43.3%
Defence	83,500	5.5%
Other government grants	142,906	9.4%
Fire Charges	448,000	29.6%
Superannuation	93,735	6.2%
Other income	90,350	6.0%
Grand Total	1,514,091	100%

Income



Division & Services		2020				2019			
		Expenditure		Income		Expenditure		Income	
		Adopted by Council	Estimated by Chief Executive	Adopted by Council	Estimated by Chief Executive	Adopted by Council	Estimated Outturn	Adopted by Council	Estimated Outturn
		€	€	€	€	€	€	€	€
Code	Environmental Services								
E01	Landfill Operation and Aftercare	1,967,524	1,967,524	3,237	3,237	1,864,760	1,862,110	3,237	3,237
E02	Recovery & Recycling Facilities Operations	700,243	700,243	40,785	40,785	576,734	568,013	49,795	49,795
E03	Waste to Energy Facilities Operations	0	0	0	0	0	0	0	0
E04	Provision of Waste to Collection Services	25,588	25,588	0	0	20,573	20,544	0	0
E05	Litter Management	1,735,356	1,710,356	217,542	217,542	1,624,848	1,610,398	147,061	147,061
E06	Street Cleaning	675,679	675,679	1,512	1,512	675,607	675,027	1,512	1,512
E07	Waste Regulations, Monitoring and Enforcement	669,289	669,289	471,135	471,135	620,846	616,482	471,135	471,135
E08	Waste Management Planning	60,346	60,346	0	0	60,344	60,327	0	0
E09	Maintenance of Burial Grounds	42,486	42,486	520	520	42,500	42,375	520	520
E10	Safety of Structures and Places	688,792	688,792	94,777	94,777	686,244	683,956	94,777	94,777
E11	Operation of Fire Service	7,087,107	7,087,107	264,324	264,324	6,766,193	6,748,278	264,324	264,324
E12	Fire Prevention	171,656	171,656	225,005	225,005	177,129	170,578	225,005	225,005
E13	Water Quality, Air and Noise Pollution	747,421	747,421	52,849	52,849	792,570	784,324	52,849	52,849
E14	Agency & Recoupable Services	0	0	0	0	0	0	0	0
E15	Climate Change and Flooding	142,406	142,406	142,405	142,405	0	0	0	0
	Service Division Total	14,713,893	14,688,893	1,514,091	1,514,091	13,908,348	13,842,412	1,310,215	1,310,215

ENVIRONMENTAL SERVICES

		2020		2019	
Code	Expenditure by Service and Sub-Service	Adopted by Council	Estimated by Chief Executive	Adopted by Council	Estimated Outturn
		€	€	€	€
E0101	Landfill Operations	1,635,341	1,635,341	1,535,287	1,535,287
E0102	Contribution to other LA's - Landfill Facilities	0	0	0	0
E0103	Landfill Aftercare Costs.	278,231	278,231	276,473	276,473
E0199	Service Support Costs	53,952	53,952	53,000	50,350
	Landfill Operation and Aftercare	1,967,524	1,967,524	1,864,760	1,862,110
E0201	Recycling Facilities Operations	436,270	436,270	402,322	402,322
E0202	Bring Centres Operations	0	0	0	0
E0204	Other Recycling Services	0	0	0	0
E0299	Service Support Costs	263,973	263,973	174,412	165,691
	Recovery & Recycling Facilities Operations	700,243	700,243	576,734	568,013
E0301	Waste to Energy Facilities Operations	0	0	0	0
E0399	Service Support Costs	0	0	0	0
	Waste to Energy Facilities Operations	0	0	0	0
E0401	Recycling Waste Collection Services	0	0	0	0
E0402	Organic Waste Collection Services	0	0	0	0
E0403	Residual Waste Collection Services	0	0	0	0
E0404	Commercial Waste Collection Services	0	0	0	0
E0406	Contribution to Waste Collection Services	25,000	25,000	20,000	20,000
E0407	Other Costs Waste Collection	0	0	0	0
E0499	Service Support Costs	588	588	573	544
	Provision of Waste to Collection Services	25,588	25,588	20,573	20,544
E0501	Litter Warden Service	460,872	460,872	459,137	459,137
E0502	Litter Control Initiatives	642,300	642,300	592,625	592,625
E0503	Environmental Awareness Services	331,178	306,178	284,091	284,091
E0599	Service Support Costs	301,006	301,006	288,995	274,545
	Litter Management	1,735,356	1,710,356	1,624,848	1,610,398
E0601	Operation of Street Cleaning Service	664,000	664,000	664,000	664,000
E0602	Provision and Improvement of Litter Bins	0	0	0	0
E0699	Service Support Costs	11,679	11,679	11,607	11,027
	Street Cleaning	675,679	675,679	675,607	675,027
E0701	Monitoring of Waste Regs (incl Private Landfills)	583,227	583,227	533,564	533,564
E0702	Enforcement of Waste Regulations	0	0	0	0
E0799	Service Support Costs	86,062	86,062	87,282	82,918
	Waste Regulations, Monitoring and Enforcement	669,289	669,289	620,846	616,482

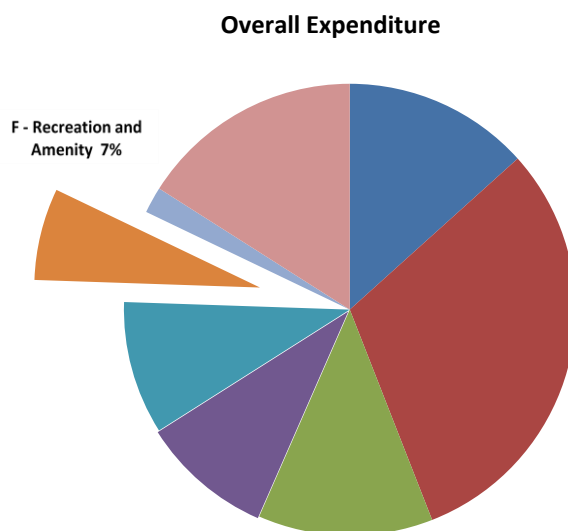
ENVIRONMENTAL SERVICES

Code	Expenditure by Service and Sub-Service	2020		2019	
		Adopted by Council	Estimated by Chief Executive	Adopted by Council	Estimated Outturn
		€	€	€	€
E0801	Waste Management Plan	60,000	60,000	60,000	60,000
E0802	Contrib to Other Bodies Waste Management Planning	0	0	0	0
E0899	Service Support Costs	346	346	344	327
	Waste Management Planning	60,346	60,346	60,344	60,327
E0901	Maintenance of Burial Grounds	40,000	40,000	40,000	40,000
E0999	Service Support Costs	2,486	2,486	2,500	2,375
	Maintenance and Upkeep of Burial Grounds	42,486	42,486	42,500	42,375
E1001	Operation Costs Civil Defence	144,511	144,511	143,407	143,407
E1002	Dangerous Buildings	10,000	10,000	10,000	10,000
E1003	Emergency Planning	0	0	0	0
E1004	Derelict Sites	18,300	18,300	18,300	18,300
E1005	Water Safety Operation	469,530	469,530	468,770	468,770
E1099	Service Support Costs	46,451	46,451	45,767	43,479
	Safety of Structures and Places	688,792	688,792	686,244	683,956
E1101	Operation of Fire Brigade Service	6,123,528	6,123,528	5,814,430	5,814,430
E1103	Fire Services Training	593,459	593,459	593,459	593,459
E1104	Operation of Ambulance Service	0	0	0	0
E1199	Service Support Costs	370,120	370,120	358,304	340,389
	Operation of Fire Service	7,087,107	7,087,107	6,766,193	6,748,278
E1201	Fire Safety Control Cert Costs	0	0	0	0
E1202	Fire Prevention and Education	41,000	41,000	46,100	46,100
E1203	Inspection/Monitoring of Commercial Facilities	0	0	0	0
E1299	Service Support Costs	130,656	130,656	131,029	124,478
	Fire Prevention	171,656	171,656	177,129	170,578
E1301	Water Quality Management	582,539	582,539	627,643	627,643
E1302	Licensing and Monitoring of Air and Noise Quality	0	0	0	0
E1399	Service Support Costs	164,882	164,882	164,927	156,681
	Water Quality, Air and Noise Pollution	747,421	747,421	792,570	784,324
E1401	Agency & Recoupable Service	0	0	0	0
E1499	Service Support Costs	0	0	0	0
	Agency & Recoupable Services	0	0	0	0
E1501	Climate Change and Flooding	142,406	142,406	0	0
E1599	Service Support Costs	0	0	0	0
	Climate Change and Flooding	142,406	142,406	0	0
	Service Division Total	14,713,893	14,688,893	13,908,348	13,842,412

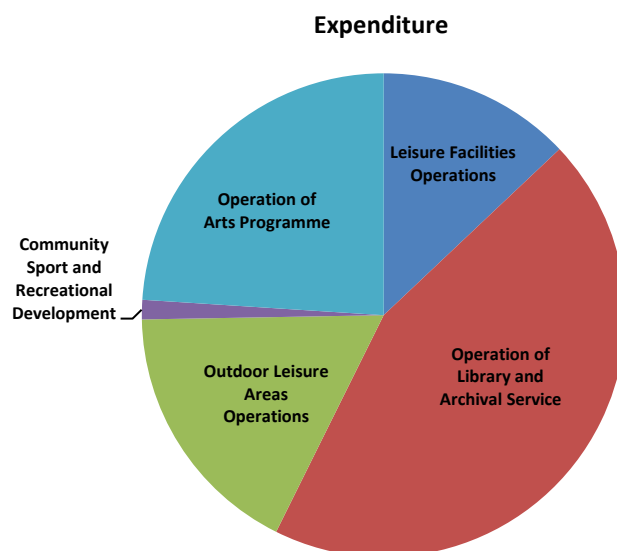
ENVIRONMENTAL SERVICES				
	2020		2019	
Income by Source	Adopted by Council	Estimated by Chief Executive	Adopted by Council	Estimated Outturn
	€	€	€	€
Government Grants				
Housing, Planning and Local Government	655,600	655,600	585,119	585,119
Social Protection	0	0	0	0
Defence	83,500	83,500	83,500	83,500
Communications, Climate Action & Environment	0	0	0	0
Other	142,906	142,906	500	500
Total Grants & Subsidies (a)	882,006	882,006	669,119	669,119
Goods and Services				
Domestic Refuse Charges	0	0	0	0
Commercial Refuse Charges	0	0	0	0
Landfill Charges	0	0	0	0
Fire Charges	448,000	448,000	448,000	448,000
Superannuation	93,735	93,735	93,736	93,736
Agency Services & Repayable Works	0	0	0	0
Local Authority Contributions	0	0	0	0
Other income	90,350	90,350	99,360	99,360
Total Goods and Services (b)	632,085	632,085	641,096	641,096
Total Income c=(a+b)	1,514,091	1,514,091	1,310,215	1,310,215

Division F - Recreation and Amenity

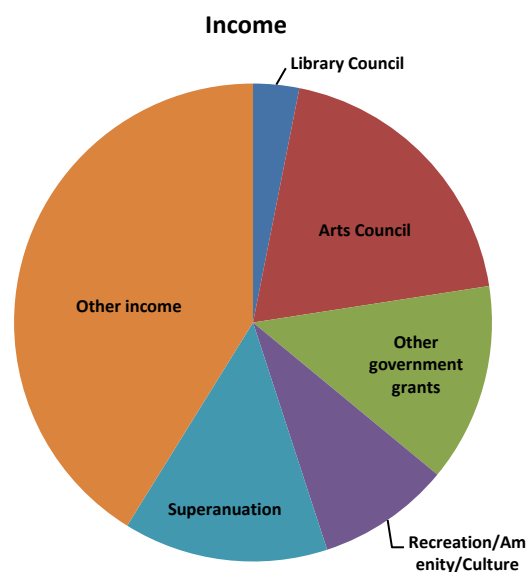
Division	Amount	%
A Housing and Building	20,649,032	13%
B Road Transport & Safety	48,199,128	31%
C Water Services	18,475,824	12%
D Development Management	15,407,224	10%
E Environmental Services	14,713,893	9%
F Recreation and Amenity	10,114,644	7%
G Agriculture, Education, Health & Welfare	2,802,388	2%
H Miscellaneous Services	24,048,496	16%
Grand Total	154,410,629	100%



How the Division is Spent	Amount	%
Leisure Facilities Operations	1,310,608	13.0%
Operation of Library and Archival Service	4,488,533	44.4%
Outdoor Leisure Areas Operations	1,758,348	17.4%
Community Sport & Recreational Development	131,331	1.3%
Operation of Arts Programme	2,425,824	24.0%
Grand Total	10,114,644	100%



Sources of Income in the Division	Amount	%
Library Council	31,200	3.1%
Arts Council	195,000	19.4%
Other government grants	134,577	13.4%
Recreation/Amenity/Culture	90,280	9.0%
Superannuation	138,884	13.8%
Other income	412,881	41.2%
Grand Total	1,002,822	100%



Division & Services		2020				2019			
		Expenditure		Income		Expenditure		Income	
		Adopted by Council	Estimated by Chief Executive	Adopted by Council	Estimated by Chief Executive	Adopted by Council	Estimated Outturn	Adopted by Council	Estimated Outturn
		€	€	€	€	€	€	€	€
Code	Recreation & Amenity								
F01	Leisure Facilities Operations	1,310,608	1,310,608	21,389	21,389	1,237,106	1,236,147	21,389	21,389
F02	Operation of Library and Archival Service	4,488,533	4,488,533	294,928	294,928	4,495,109	4,439,921	288,278	288,278
F03	Outdoor Leisure Areas Operations	1,758,348	1,758,348	45,949	45,949	1,757,393	1,751,655	45,949	45,949
F04	Community Sport and Recreational Development	131,331	131,331	90,280	90,280	1,041	989	0	0
F05	Operation of Arts Programme	2,425,824	2,425,824	550,276	550,276	2,118,872	2,105,562	289,588	289,588
F06	Agency & Recoupable Services	0	0	0	0	0	0	0	0
	Service Division Total	10,114,644	10,114,644	1,002,822	1,002,822	9,609,521	9,534,273	645,204	645,204

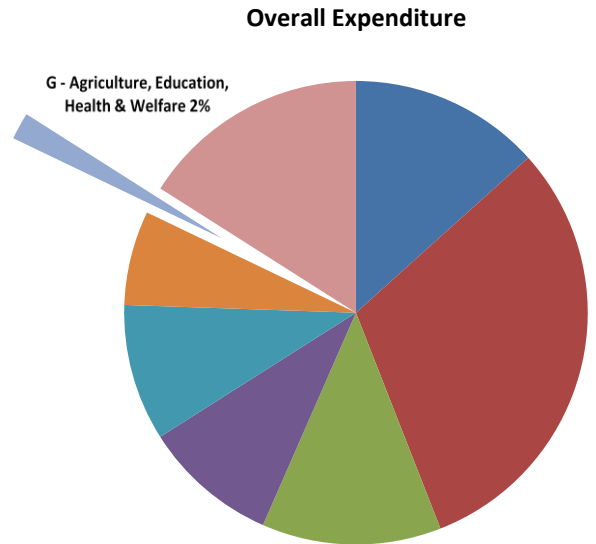
RECREATION & AMENITY

		2020		2019	
<u>Code</u>	Expenditure by Service and Sub-Service	Adopted by Council	Estimated by Chief Executive	Adopted by Council	Estimated Outturn
		€	€	€	€
F0101	Leisure Facilities Operations	1,116,061	1,116,061	1,067,919	1,067,919
F0103	Contribution to External Bodies Leisure Facilities	175,000	175,000	150,000	150,000
F0199	Service Support Costs	19,547	19,547	19,187	18,228
	Leisure Facilities Operations	1,310,608	1,310,608	1,237,106	1,236,147
F0201	Library Service Operations	3,093,459	3,093,459	3,117,932	3,117,932
F0202	Archive Service	127,095	127,095	123,415	123,415
F0204	Purchase of Books, CD's etc.	160,000	160,000	150,000	150,000
F0205	Contributions to Library Organisations	0	0	0	0
F0299	Service Support Costs	1,107,979	1,107,979	1,103,762	1,048,574
	Operation of Library and Archival Service	4,488,533	4,488,533	4,495,109	4,439,921
F0301	Parks, Pitches & Open Spaces	1,331,490	1,331,490	1,331,490	1,331,490
F0302	Playgrounds	0	0	0	0
F0303	Beaches	311,570	311,570	311,134	311,134
F0399	Service Support Costs	115,288	115,288	114,769	109,031
	Outdoor Leisure Areas Operations	1,758,348	1,758,348	1,757,393	1,751,655
F0401	Community Grants	0	0	0	0
F0402	Operation of Sports Hall/Stadium	0	0	0	0
F0403	Community Facilities	0	0	0	0
F0404	Recreational Development	130,296	130,296	0	0
F0499	Service Support Costs	1,035	1,035	1,041	989
	Community Sport and Recreational Development	131,331	131,331	1,041	989
F0501	Administration of the Arts Programme	1,644,143	1,644,143	1,524,167	1,524,167
F0502	Contributions to other Bodies Arts Programme	0	0	0	0
F0503	Museums Operations	407,304	407,304	328,509	328,509
F0504	Heritage/Interpretive Facilities Operations	0	0	0	0
F0505	Festivals & Concerts	106,882	106,882	0	0
F0599	Service Support Costs	267,495	267,495	266,196	252,886
	Operation of Arts Programme	2,425,824	2,425,824	2,118,872	2,105,562
F0601	Agency & Recoupable Service	0	0	0	0
F0699	Service Support Costs	0	0	0	0
	Agency & Recoupable Services	0	0	0	0
	Service Division Total	10,114,644	10,114,644	9,609,521	9,534,273

RECREATION & AMENITY				
	2020		2019	
Income by Source	Adopted by Council	Estimated by Chief Executive	Adopted by Council	Estimated Outturn
	€	€	€	€
Government Grants				
Housing, Planning and Local Government	0	0	0	0
Education and Skills	0	0	0	0
Culture, Heritage & Gaeltacht	0	0	0	0
Social & Protection	0	0	0	0
Library Council	31,200	31,200	31,200	31,200
Arts Council	195,000	195,000	195,000	195,000
Transport, Tourism & Sport	0	0	0	0
Rural & Community Development	0	0	0	0
Other	134,577	134,577	130,620	130,620
Total Grants & Subsidies (a)	360,777	360,777	356,820	356,820
Goods and Services				
Recreation/Amenity/Culture	90,280	90,280	0	0
Superannuation	138,884	138,884	138,884	138,884
Agency Services & Repayable Works	0	0	0	0
Local Authority Contributions	0	0	0	0
Other income	412,881	412,881	149,500	149,500
Total Goods and Services (b)	642,045	642,045	288,384	288,384
Total Income c=(a+b)	1,002,822	1,002,822	645,204	645,204

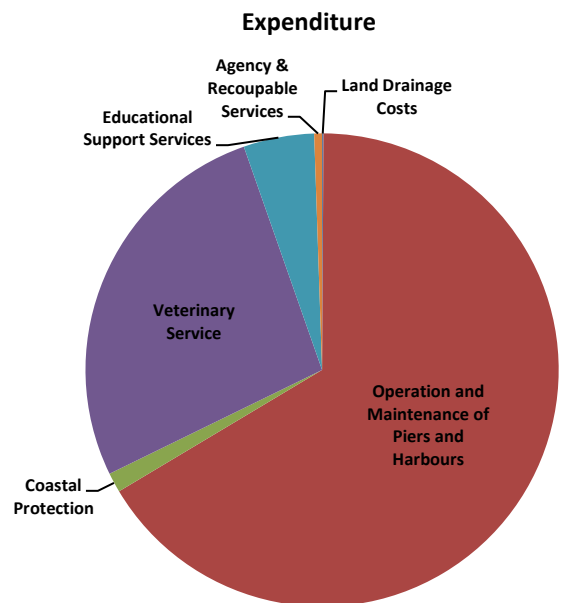
Division G - Agriculture, Education, Health & Welfare

Division	Amount	%
A Housing and Building	20,649,032	13%
B Road Transport & Safety	48,199,128	31%
C Water Services	18,475,824	12%
D Development Management	15,407,224	10%
E Environmental Services	14,713,893	9%
F Recreation and Amenity	10,114,644	7%
G Agriculture, Education, Health & Welfare	2,802,388	2%
H Miscellaneous Services	24,048,496	16%
Grand Total	154,410,629	100%



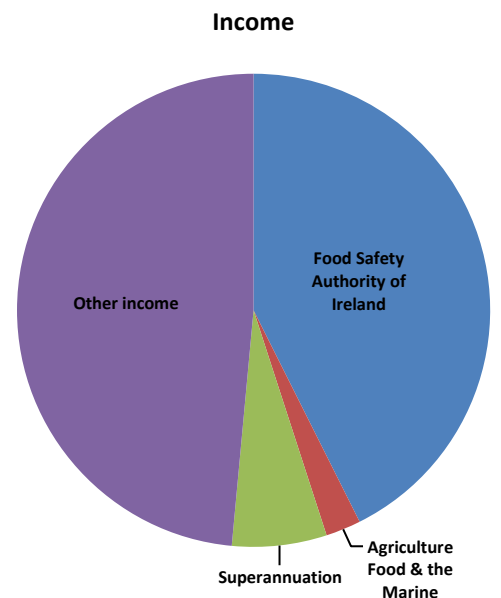
How the Division is Spent

How the Division is Spent	Amount	%
Land Drainage Costs	2,715	0.1%
Operation and Maintenance of Piers & Harbours	1,858,803	66.3%
Coastal Protection	37,661	1.3%
Veterinary Service	752,787	26.9%
Educational Support Services	135,423	4.8%
Agency & Recoupable Services	15,000	0.5%
Grand Total	2,802,388	100%



Sources of Income in the Division

Sources of Income in the Division	Amount	%
Food Safety Authority of Ireland	207,305	42.6%
Agriculture Food & the Marine	11,700	2.4%
Superannuation	31,479	6.5%
Other income	236,150	48.5%
Grand Total	486,634	100%



Division & Services		2020				2019			
		Expenditure		Income		Expenditure		Income	
		Adopted by Council	Estimated by Chief Executive	Adopted by Council	Estimated by Chief Executive	Adopted by Council	Estimated Outturn	Adopted by Council	Estimated Outturn
		€	€	€	€	€	€	€	€
Code	Agriculture, Education, Health & Welfare								
G01	Land Drainage Costs	2,715	2,715	173	173	2,658	2,525	173	173
G02	Operation and Maintenance of Piers and Harbours	1,858,803	1,858,803	71,972	71,972	1,801,290	1,785,137	68,972	68,972
G03	Coastal Protection	37,661	37,661	136	136	37,666	37,633	136	136
G04	Veterinary Service	752,787	752,787	410,159	410,159	734,077	727,254	421,588	421,588
G05	Educational Support Services	135,422	135,422	4,194	4,194	164,449	157,556	21,194	21,194
G06	Agency & Recoupable Services	15,000	15,000	0	0	15,000	15,000	0	0
	Service Division Total	2,802,388	2,802,388	486,634	486,634	2,755,140	2,725,105	512,063	512,063

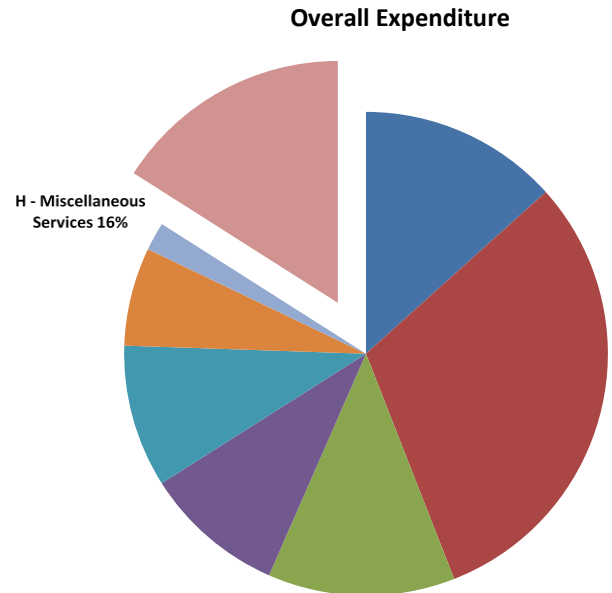
AGRICULTURE, EDUCATION, HEALTH & WELFARE

Code	Expenditure by Service and Sub-Service	2020		2019	
		Adopted by Council	Estimated by Chief Executive	Adopted by Council	Estimated Outturn
		€	€	€	€
G0101	Maintenance of Land Drainage Areas	0	0	0	0
G0102	Contributions to Joint Drainage Bodies	0	0	0	0
G0103	Payment of Agricultural Pensions	0	0	0	0
G0199	Service Support Costs	2,715	2,715	2,658	2,525
	Land Drainage Costs	2,715	2,715	2,658	2,525
G0201	Operation of Piers	0	0	0	
G0203	Operation of Harbours	1,507,906	1,507,906	1,478,261	1,478,261
G0299	Service Support Costs	350,897	350,897	323,029	306,876
	Operation and Maintenance of Piers and Harbours	1,858,803	1,858,803	1,801,290	1,785,137
G0301	General Maintenance - Costal Regions	37,003	37,003	37,004	37,004
G0302	Planned Protection of Coastal Regions	0	0	0	0
G0399	Service Support Costs	658	658	662	629
	Coastal Protection	37,661	37,661	37,666	37,633
G0401	Provision of Veterinary Service	5,000	5,000	5,000	5,000
G0402	Inspection of Abattoirs etc	266,528	266,528	251,310	251,310
G0403	Food Safety	0	0	0	0
G0404	Operation of Dog Warden Service	304,084	304,084	298,243	298,243
G0405	Other Animal Welfare Services (incl Horse Control)	43,156	43,156	43,062	43,062
G0499	Service Support Costs	134,018	134,018	136,462	129,639
	Veterinary Service	752,786	752,786	734,077	727,254
G0501	Payment of Higher Education Grants	0	0	26,582	26,582
G0502	Administration Higher Education Grants	0	0	0	0
G0505	Contribution to Education & Training Board	0	0	0	0
G0506	Other Educational Services	0	0	0	0
G0507	School Meals	0	0	0	0
G0599	Service Support Costs	135,423	135,423	137,867	130,974
	Educational Support Services	135,423	135,423	164,449	157,556
G0601	Agency & Recoupable Service	15,000	15,000	15,000	15,000
G0699	Service Support Costs	0	0	0	
	Agency & Recoupable Services	15,000	15,000	15,000	15,000
	Service Division Total	2,802,388	2,802,388	2,755,140	2,725,105

AGRICULTURE , EDUCATION, HEALTH & WELFARE				
	2020		2019	
Income by Source	Adopted by Council	Estimated by Chief Executive	Adopted by Council	Estimated Outturn
	€	€	€	€
Government Grants				
Housing, Planning and Local Government	0	0	0	0
Culture, Heritage & Gaeltacht	0	0	0	0
Education and Skills	0	0	17,000	17,000
Transport Tourism & Sport	0	0	0	0
Food Safety Authority of Ireland	207,305	207,305	239,734	239,734
Agriculture Food and the Marine	0	0	0	0
Other	11,700	11,700	11,700	11,700
Total Grants & Subsidies (a)	219,005	219,005	268,434	268,434
Goods and Services				
Superannuation	31,479	31,479	31,479	31,479
Agency Services & Repayable Works	0	0	0	0
Local Authority Contributions	0	0	0	0
Other income	236,150	236,150	212,150	212,150
Total Goods and Services (b)	267,629	267,629	243,629	243,629
Total Income c=(a+b)	486,634	486,634	512,063	512,063

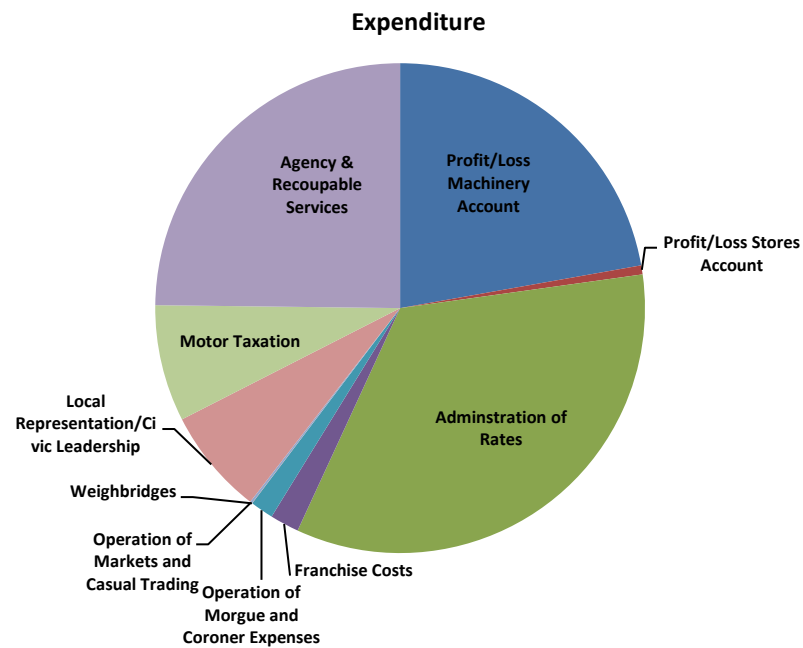
Division H - Miscellaneous Services

Division	Amount	%
A Housing and Building	20,649,032	13%
B Road Transport & Safety	48,199,128	31%
C Water Services	18,475,824	12%
D Development Management	15,407,224	10%
E Environmental Services	14,713,893	9%
F Recreation and Amenity	10,114,644	7%
G Agriculture, Education, Health & Welfare	2,802,388	2%
H Miscellaneous Services	24,048,496	16%
Grand Total	154,410,629	100%



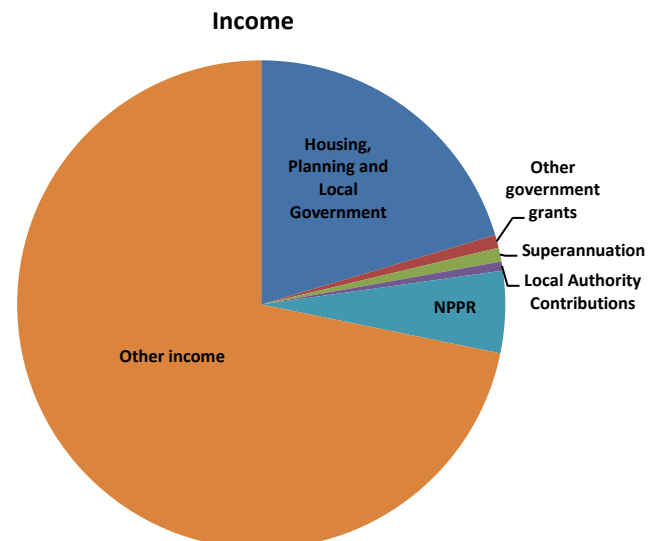
How the Division is Spent

How the Division is Spent	Amount	%
Profit/Loss Machinery Account	5,235,871	21.8%
Profit/Loss Stores Account	111,974	0.5%
Administration of Rates	8,412,800	35.0%
Franchise Costs	214,318	0.9%
Operation of Morgue and Coroner Expenses	362,464	1.5%
Weighbridges	2,487	0.0%
Operation of Markets and Casual Trading	78,442	0.3%
Local Representation/Civic Leadership	1,535,216	6.4%
Motor Taxation	1,733,844	7.2%
Agency & Recoupable Services	6,361,080	26.5%
Grand Total	24,048,496	100%



Sources of Income in the Division

Sources of Income in the Division	Amount	%
Housing, Planning and Local Government	3,384,298	20.4%
Other government grants	143,297	0.9%
Superannuation	151,360	0.9%
Local Authority Contributions	100,000	0.6%
NPPR	900,000	5.4%
Other income	11,905,283	71.8%
Grand Total	16,584,238	100%



Division & Services		2020				2019			
		Expenditure		Income		Expenditure		Income	
		Adopted by Council	Estimated by Chief Executive	Adopted by Council	Estimated by Chief Executive	Adopted by Council	Estimated Outturn	Adopted by Council	Estimated Outturn
		€	€	€	€	€	€	€	€
Code	Miscellaneous Services								
H01	Profit/Loss Machinery Account	5,235,871	5,235,871	4,069,911	4,069,911	5,184,340	5,132,897	4,063,682	4,063,682
H02	Profit/Loss Stores Account	111,974	111,974	211,756	211,756	138,610	137,550	211,756	211,756
H03	Administration of Rates	8,412,800	8,437,800	717,173	717,173	7,955,840	7,942,578	717,173	717,173
H04	Franchise Costs	214,318	214,318	5,067	5,067	447,988	442,770	8,067	8,067
H05	Operation of Morgue and Coroner Expenses	362,464	362,464	466	466	356,229	355,933	466	466
H06	Weighbridges	2,487	2,487	100	100	2,405	2,285	100	100
H07	Operation of Markets and Casual Trading	78,442	78,442	14,353	14,353	35,446	35,354	14,353	14,353
H08	Malicious Damage	0	0	0	0	0	0	0	0
H09	Local Representation/Civic Leadership	1,535,216	1,535,216	1,440	1,440	1,636,998	1,632,582	1,440	1,440
H10	Motor Taxation	1,733,844	1,733,844	94,497	94,497	1,797,103	1,759,973	94,497	94,497
H11	Agency & Recoupable Services	6,361,080	6,361,080	11,469,475	11,469,475	5,792,325	5,771,927	11,507,055	9,980,232
	Service Division Total	24,048,496	24,073,496	16,584,238	16,584,238	23,347,284	23,213,849	16,618,589	15,091,766

MISCELLANEOUS SERVICES

Code	Expenditure by Service and Sub-Service	2020		2019	
		Adopted by Council	Estimated by Chief Executive	Adopted by Council	Estimated Outturn
		€	€	€	€
H0101	Maintenance of Machinery Service	84,050	84,050	84,050	84,050
H0102	Plant and Machinery Operations	4,098,897	4,098,897	4,071,438	4,071,438
H0199	Service Support Costs	1,052,924	1,052,924	1,028,852	977,409
	Profit/Loss Machinery Account	5,235,871	5,235,871	5,184,340	5,132,897
H0201	Purchase of Materials, Stores	1,400	1,400	1,400	1,400
H0202	Administrative Costs Stores	89,254	89,254	116,013	116,013
H0203	Upkeep of Buildings, Stores	0	0	0	0
H0299	Service Support Costs	21,320	21,320	21,197	20,137
	Profit/Loss Stores Account	111,974	111,974	138,610	137,550
H0301	Administration of Rates Office	521,500	471,500	474,500	474,500
H0302	Debt Management Service Rates	703,950	703,950	628,395	628,395
H0303	Refunds and Irrecoverable Rates	6,922,695	6,997,695	6,587,695	6,587,695
H0399	Service Support Costs	264,655	264,655	265,250	251,988
	Administration of Rates	8,412,800	8,437,800	7,955,840	7,942,578
H0401	Register of Elector Costs	109,700	109,700	123,622	123,622
H0402	Local Election Costs	0	0	220,000	220,000
H0499	Service Support Costs	104,618	104,618	104,366	99,148
	Franchise Costs	214,318	214,318	447,988	442,770
H0501	Coroner Fees and Expenses	356,524	356,524	350,308	350,308
H0502	Operation of Morgue	0	0	0	0
H0599	Service Support Costs	5,940	5,940	5,921	5,625
	Operation and Morgue and Coroner Expenses	362,464	362,464	356,229	355,933
H0601	Weighbridge Operations	0	0	0	0
H0699	Service Support Costs	2,487	2,487	2,405	2,285
	Weighbridges	2,487	2,487	2,405	2,285

MISCELLANEOUS SERVICES

<u>Code</u>	Expenditure by Service and Sub-Service	2020		2019	
		Adopted by Council	Estimated by Chief Executive	Adopted by Council	Estimated Outturn
		€	€	€	€
H0701	Operation of Markets	0	0	0	0
H0702	Casual Trading Areas	76,600	76,600	33,600	33,600
H0799	Service Support Costs	1,842	1,842	1,846	1,754
	Operation of Markets and Casual Trading	78,442	78,442	35,446	35,354
H0801	Malicious Damage	0	0	0	0
H0899	Service Support Costs	0	0	0	0
	Malicious Damage	0	0	0	0
H0901	Representational Payments	711,658	711,658	678,284	678,284
H0902	Chair/Vice Chair Allowances	36,000	36,000	36,000	36,000
H0903	Annual Allowances LA Members	0	0	0	0
H0904	Expenses LA Members	512,600	512,600	587,800	587,800
H0905	Other Expenses	0	0	0	0
H0906	Conferences Abroad	18,000	18,000	18,000	18,000
H0907	Retirement Gratuities	150,000	150,000	210,000	210,000
H0908	Contribution to Members Associations	19,500	19,500	18,600	18,600
H0909	General Municipal Allocation	0	0	0	0
H0999	Service Support Costs	87,458	87,458	88,314	83,898
	Local Representation/Civic Leadership	1,535,216	1,535,216	1,636,998	1,632,582
H1001	Motor Taxation Operation	995,137	995,137	1,054,509	1,054,509
H1099	Service Support Costs	738,707	738,707	742,594	705,464
	Motor Taxation	1,733,844	1,733,844	1,797,103	1,759,973
H1101	Agency & Recoupable Service	5,832,812	5,832,812	5,306,652	5,306,652
H1102	NPPR	116,656	116,656	77,752	77,752
H1199	Service Support Costs	411,612	411,612	407,921	387,523
	Agency & Recoupable Services	6,361,080	6,361,080	5,792,325	5,771,927
	Service Division Total	24,048,496	24,073,496	23,347,284	23,213,849

MISCELLANEOUS SERVICES				
	2020		2019	
Income by Source	Adopted by Council	Estimated by Chief Executive	Adopted by Council	Estimated Outturn
	€	€	€	€
Government Grants		0		
Housing, Planning and Local Government	3,384,298	3,384,298	2,895,520	2,895,520
Agriculture, Food & the Marine	0	0	0	0
Social Protection	0	0	0	0
Justice and Equality	0	0	0	0
Other	143,297	143,297	87,951	87,951
Total Grants & Subsidies (a)	3,527,595	3,527,595	2,983,471	2,983,471
Goods and Services				
Superannuation	151,360	151,360	151,360	151,360
Agency services	0	0	0	0
Local Authority Contributions	100,000	100,000	90,760	90,760
NPPR	900,000	900,000	1,400,000	1,400,000
Other income	11,905,283	11,905,283	11,992,998	10,466,175
Total Goods and Services (b)	13,056,643	13,056,643	13,635,118	12,108,295
Total Income c=(a+b)	16,584,238	16,584,238	16,618,589	15,091,766

APPENDIX 1	
Summary of Central Management Charge	
	2020 €
Area Office Overhead	1,436,596
Corporate Affairs Overhead	1,878,439
Corporate Buildings Overhead	1,467,951
Finance Function Overhead	2,428,068
Human Resource Function	1,503,897
IT Services	3,161,402
Print/Post Room Service Overhead Allocation	299,709
Pension & Lump Sum Overhead	8,964,426
Total Expenditure Allocated to Services	21,140,488


APPENDIX 2

Summary of Local Property Tax Allocation

			2020 €
Discretionary Local Property Tax - Revenue Budget (Table A)			26,775,478
Local Property Tax Self Funding - Revenue Budget			
	Housing & Building	0	
	Road Transport & Safety	0	
			0
Total Local Property Tax - Revenue Budget			26,775,478
Local Property Tax Self Funding - Capital Budget			
	Housing & Building	0	
	Road Transport & Safety	0	
			0
Total Local Property Tax - Capital Budget			0
Total Local Property Tax Allocation (Post Variation)			26,775,478

CERTIFICATE OF ADOPTION

I hereby certify that at the budget meeting of Donegal County Council held this 22ND day of NOVEMBER, 2019, the Council by Resolution adopted for the financial year ending on the 31st day of December, 2020 the budget set out in Tables A to F and by Resolution determined in accordance with the said budget the Rate set out in Table A to be the annual rate on valuation to be levied for that year for the purposes set out in those Tables.

Signed 
Cathaoirleach

Countersigned 
Chief Executive

Dated this 22ND day of NOVEMBER....., 2019



Commemorating the centenary of the sitting of the first Dáil



Donegal Culture Night 2019



Donegal Tourism Seminar



2019 Pan Celtic Festival in Donegal



Letterkenny winner of BOI Enterprise Town Award



Unveiling new beach wheelchair at Rosnowlagh



Launching Drive it Home campaign



Handover of new appliance to Gaoth Dobhair Fire Station



Launching Wainfest 2019



Official opening of new Housing Scheme in Stranorlar



NW Strategic Growth Partnership meeting in Dublin Castle



Official opening of Sliabh Liag Development



Winning Finn Harps Road Safety Art Competition 2019



Official opening of N56 Coolboy to Kilmacrennan Scheme



Rudolstadt delegation visit Letterkenny



Official opening of Church Hill Playground



Launching the Ballyshannon Design Guide



Launching Bealtaine 2019

