


11
12

Donegal County Council
combined Annual Report



Comhairle Contae
Dhún na nGall
Donegal County Council

Table of Contents

Foreword	2
Electoral Map 2011/ 12	3
Elected Members 2011	5
Elected Members 2012	6
Housing and Corporate Directorate	7
Roads and Transportation Directorate	18
Community, Culture & Planning Directorate	24
Water and Environment Directorate	34
Finance and Emergency Services Directorate	42
Civic Honours	47
Committees	50
Service Indicators	67



Foreword

Annual Reports provide a useful vehicle for recording, for the present and posterity, the local authority's achievements and activities from year to year.

This report is a combined report for the calendar years 2011 and 2012, which continued to be challenging years for Donegal County Council. Despite the significant reduction in national and local resources, the Council continued to deliver an extensive range of services, introducing initiatives creating internal efficiencies and thanks to the dedication of staff who consistently put the public first.

Maximising the use of new technology, the Council introduced new online contact facilities allowing the public to contact the Council via the Web, Smart Phone Apps or SMS messaging. A major upgrade of the telecommunications network was completed with the implementation of a high speed fibre solution to each of the Public Services Centres. Other developments include a new system for the management of non-domestic water rates contacts, a new Environmental Complaints System and a new Housing Grants system. The council extended its use of social media, launched a new library website www.donegallibrary.ie and was the first local authority in the country to set up a dedicate site to assist road users in winter months www.donegalwinterweather.ie.

Capital developments, though reduced on previous years, included the opening to traffic of Killybegs Industrial Park Road and the opening of Leabharlann Phobail Ghaoth Dobhair, amongst other projects.

Throughout the report you will see many and varied examples of improvements to services and facilities, new ways of working, and opportunities taken up, across all Directorates. We encourage you to read the report in full and to continue to work with us and in partnership with colleagues, communities, agencies, government departments and all relevant bodies to ensure the ongoing development of the county.

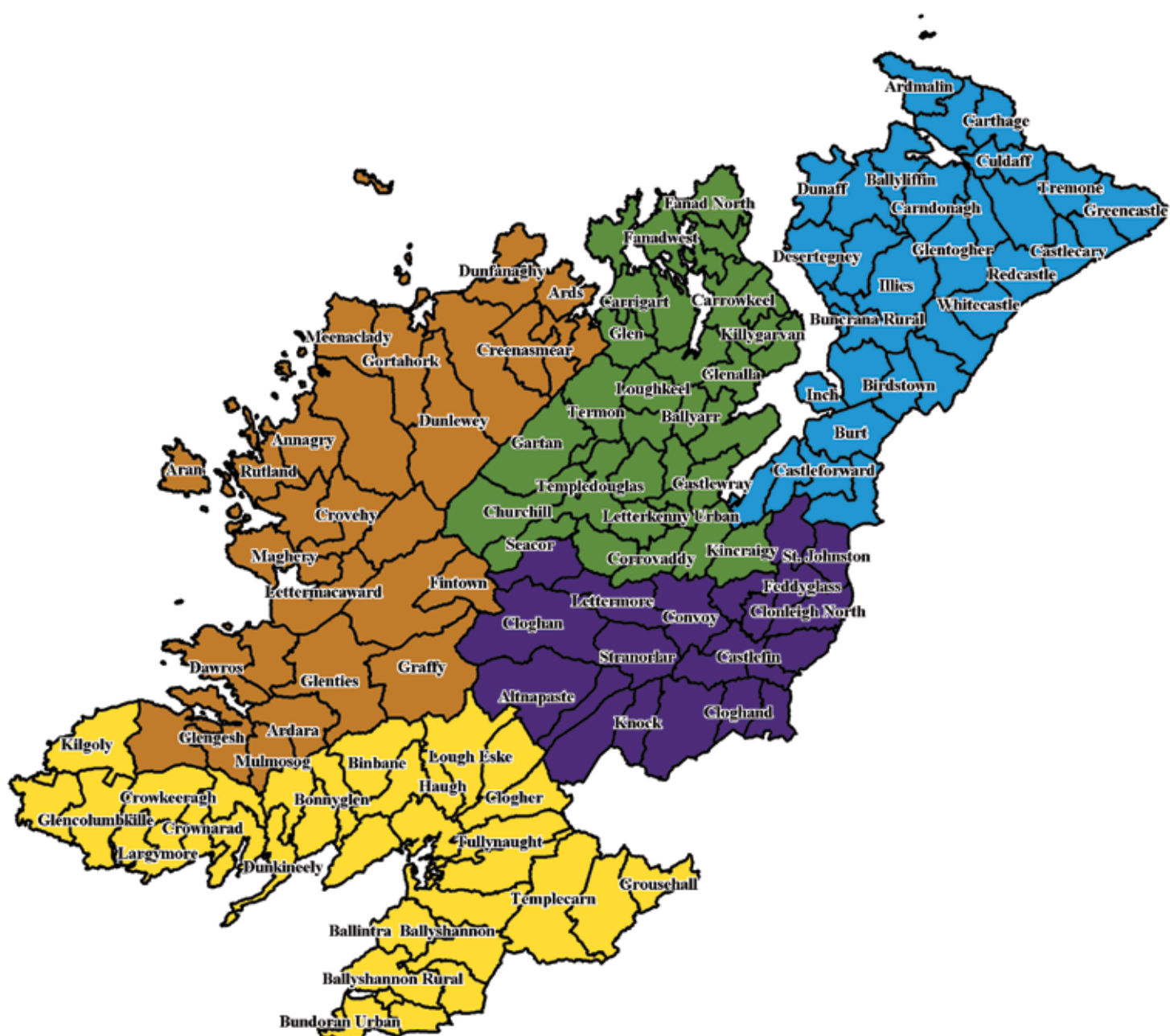
We wish to express our appreciation to members and staff for their work and to those staff who contributed to the compilation of the annual report.

Mr. Seamus Neely
Donegal County Manager

Cllr. Cora Harvey
Donegal County Mayor
2010/2011

Cllr. Noel McBride
Donegal County Mayor
2011/2012

Electoral Map 2011



Council Members

Council Members 2009-2010

Mayor

Cllr. Brendan Byrne (June 09- June 10)

Deputy Mayor

Cllr. Charlie Mc Conalogue (June 09 – June 10)

Donegal Electoral Area Committee (5)

- Cllr. John Boyle
- Cllr. Brendan Byrne
- Cllr. Sean McEniff
- Cllr. Barry O' Neill
- Cllr. Thomas Pringle

Glenties Electoral Area Committee (5)

- Cllr. David Alcorn
- Cllr. Pádraig Doherty
- Cllr. Marie T. Gallagher
- Cllr. Seamus O' Domhnaill
- Cllr. Terence Slowey

Inishowen Electoral Area Committee (7)

- Cllr. Mickey Doherty
- Cllr. Rena Donaghey
- Cllr. Martin Farren
- Cllr. Clr. Pádraig Mac Lochlainn
- Cllr. Charlie Mc Conalogue
- Cllr. Bernard McGuinness
- Cllr. John Ryan

Letterkenny Electoral Area Committee (7)

- Cllr. Liam Blaney
- Cllr. Ciaran Brogan
- Cllr. Jimmy Harte
- Cllr. Dessie Larkin
- Cllr. Noel Mc Bride
- Cllr. Ian Mc Garvey
- Cllr. Mick Quinn

Stranorlar Electoral Area Committee (5)

- Cllr. Gerry Crawford
- Cllr. Martin Harley
- Cllr. Cora Harvey
- Cllr. Frank Mc Brearty
- Cllr. Patrick McGowan

Council Members 2010-2011

Mayor

- Cllr Cora Harvey (June 10 – June 11)

Deputy Mayor

- Cllr. Clr Pádraig Mac Lochlainn (June 10 – February 11)
- Cllr Marie Therese Gallagher (March 11- June 11)

Donegal Electoral Area Committee (5)

- Cllr. John Boyle
- Cllr. Brendan Byrne
- Cllr. Sean McEniff
- Cllr. Barry O' Neill
- Cllr. John Campbell replaced Clr.Thomas Pringle (21/03/11)

Glenties Electoral Area Committee (5)

- Cllr. David Alcorn
- Cllr. Pádraig Doherty
- Cllr. Marie T. Gallagher
- Cllr. Seamus O' Domhnaill
- Cllr. Terence Slowey

Inishowen Electoral Area Committee (7)

- Cllr. Mickey Doherty
- Cllr. Rena Donaghey
- Cllr. Martin Farren
- Cllr.Jack Murray replaced Clr. Pádraig Mac Lochlainn (21/03/11)
- Cllr.Paul Canning replaced Clr. Charlie Mc Conalogue (21/03/11)
- Cllr. Bernard McGuinness
- Cllr. John Ryan

Letterkenny Electoral Area Committee (7)

- Cllr. Liam Blaney
- Cllr. Ciaran Brogan

- Cllr. Jimmy Harte
- Cllr. Dessie Larkin
- Cllr. Noel Mc Bride
- Cllr. Ian Mc Garvey
- Cllr. Mick Quinn

Stranorlar Electoral Area Committee (5)

- Cllr. Gerry Crawford
- Cllr. Martin Harley
- Cllr. Cora Harvey
- Cllr. Frank Mc Brearty
- Cllr. Patrick McGowan

Council Members 2011-2012

Mayor

- Cllr. N. Mc Bride (June 11 – June 12)

Deputy Mayor

- Cllr. Barry O' Neill (June 11 – June 12)

Donegal Electoral Area Committee (5)

- Cllr. John Boyle
- Cllr. Brendan Byrne
- Cllr. Sean McEniff
- Cllr. Barry O' Neill
- Cllr. John Campbell

Glenties Electoral Area Committee (5)

- Cllr. David Alcorn
- Cllr. Pádraig Doherty
- Cllr. Marie T. Gallagher
- Cllr. Seamus O' Domhnaill
- Cllr. Terence Slowey

Inishowen Electoral Area Committee (7)

- Cllr. Mickey Doherty
- Cllr. Rena Donaghey
- Cllr. Martin Farren

- Cllr. Jack Murray
- Cllr. Paul Canning
- Cllr. Bernard McGuinness
- Cllr. John Ryan

Letterkenny Electoral Area Committee (7)

- Cllr. Liam Blaney
- Cllr. Ciaran Brogan
- Cllr. Michael Mc Bride replaced Clr. Jimmy Harte. (30/05/11)
- Cllr. Dessie Larkin
- Cllr. Noel Mc Bride
- Cllr. Ian Mc Garvey
- Cllr. Mick Quinn

Stranorlar Electoral Area Committee (5)

- Cllr. Gerry Crawford
- Cllr. Martin Harley
- Cllr. Cora Harvey
- Cllr. Frank Mc Brearty
- Cllr. Patrick McGowan

Council Members 2012-2013

Mayor

- Cllr. Frank Mc Brearty (June 12 – June 13)

Deputy Mayor

- Cllr. Martin Farren (June 12 – June 13)

Donegal Electoral Area Committee (5)

- Cllr. John Boyle
- Cllr. Brendan Byrne
- Cllr. Sean McEniff
- Cllr. Barry O' Neill
- Cllr. John Campbell

Glenties Electoral Area Committee (5)

- Cllr. David Alcorn
- Cllr. Pádraig Doherty
- Cllr. Marie T. Gallagher
- Cllr. Seamus O' Domhnaill
- Cllr. Terence Slowey

Inishowen Electoral Area Committee (7)

- Cllr. Mickey Doherty
- Cllr. Rena Donaghey
- Cllr. Martin Farren
- Cllr. Jack Murray
- Cllr. Paul Canning
- Cllr. Bernard McGuinness
- Cllr. John Ryan

Letterkenny Electoral Area Committee (7)

- Cllr. Liam Blaney
- Cllr. Ciaran Brogan
- Cllr. Michael Mc Bride
- Cllr. Dessie Larkin
- Cllr. Noel Mc Bride
- Cllr. Ian Mc Garvey
- Cllr. Mick Quinn

Stranorlar Electoral Area Committee (5)

- Cllr. Gerry Crawford
- Cllr. Martin Harley
- Cllr. Cora Harvey
- Cllr. Frank Mc Brearty
- Cllr. Patrick McGowan

Housing and Corporate Directorate



Housing Need

At the end of 2011 there were 2,530 and at the end of 2012 there were 2631 persons identified as being in need of Social housing in County Donegal. In addition to these there were a significant number of persons in private rented accommodation and in receipt of rent supplement for more than eighteen months. As rent supplement is payable to persons who are deemed unable to meet the cost of the accommodation from their own resources, they are also deemed to have a housing need. The total need, at the end of 2012 taking into account the persons in receipt of rent supplement for more than eighteen months, is in the order of 3560 persons.

Allocations

A total of 245 dwellings were allocated during the year 2011 and 248 during 2012 consisting of individual rural cottages, scheme dwellings, individual purchases and casual vacancies.

Rental Accommodation Scheme (Ras)

The following table sets out the number housed in the years 2011 & 2012 under the rental accommodation scheme.

	Persons transferred to RAS (Voluntary Accommodation)	Households transferred to RAS (Private Rented Sector)	Cumulative No of Transfers at year end (Voluntary Acc)	Cumulative No of Transfers at year end (Private Rented)
2011	55	83	270	277
2012	37	73	307	350

In addition, a further 241 eligible persons (139 in 2011 & 102 in 2012), in receipt of rent supplement, were rehoused under the traditional social housing programme bringing the total number housed under this heading since the scheme commenced to 1,376.

Long Term Leasing Programme

The Council is operating a Long Term Leasing Programme whereby agreements are entered into with property owners to lease suitable house/apartments for occupation by social housing applicants, who pay rent weekly based on the Differential Rent Scheme. Currently a 10 year lease is being offered. There were 24 dwellings allocated under this programme in 2011 and 35 in 2012 with a further 12 dwellings allocated by Voluntary Bodies.

Voluntary Housing

The voluntary housing programme has slowed down similar to the Council's own traditional building programme. An acquisition/refurbishment of a property in Merville was completed in 2012. As opposed to the traditional funding mechanism for Voluntary Schemes generally Approved Housing Bodies, now have access to funding, under the Capital Advance Leasing Facility (CALF) to assist them in accessing private or Housing Finance Agency (HFA) finance for the purchase, or, in some cases construction, of units, that will then be made available for social housing purposes under the Social Housing Leasing Initiative. This facility is only available as part of a leasing project where the Approved Housing Body makes the units available under a payment



and available agreement to the housing authority for approved housing applicants. 12 units were provided under this arrangement in 2012 and a number of others are presently under consideration.

Maintenance

The breakdown of the Councils rented houses at the end of the years 2011 & 2012 were as follows:

Year	Number of Estates	Number of Houses in estates	Individual Houses (Specific Instance and individual purchases within estates)	Total number of Houses at year end
2011	214	2826	746	3572
2012	222	3034	770	3804

A total of €2.581m in 2011 and €1.758m in 2012 was spent on routine maintenance / casual vacancies.

A further €400,000 in 2011 & €72,000 in 2012 was made available on other various upgrading / Refurbishment programmes.

Remedial Works/Regeneration of Rundown Estates

Improvements were carried out to 118 units.

Estate Management

€53,700 in 2011 and €42,000 in 2012 was made available for estate management initiatives.

Seai Area Based Pilot Scheme

Donegal County Council was successful in securing funding under the SEAI Area Based Pilot Scheme, which opened for the first time in 2012 and made funding available to carry out energy efficiency improvements to low income households in CLAR areas. The project required an innovative partnership to be forged between public, private and the community to deliver a deep retrofit in a mix of public and private owned homes built prior to 2002. The Council, together with its partners Smart Energy and Retrofit Energy Ireland Limited (REIL), upgraded central heating systems, installed solar panels and upgraded attic insulation in 20 homes in Moville, resulting in significant energy savings through BER certificate improvements.

Promotion Of Home Ownership

- Loan schemes operated by the Council include:
- Purchase/Construction Loan
- Tenant Purchase Loan
- Reconstruction Loan

All loans are now assessed in line with the Credit Policy implemented by us on foot of revised regulations introduced in 2009.

Tenant Purchase Scheme

The closing date from receipt of applications under the 1995 Tenant Purchase Scheme was 31st December 2012 and sales must be completed by 31st December 2013.

To coincide with the termination of the 1995 Scheme, the Minister for Housing and Urban Renewal has announced the intention to introduce legislation during 2013 to underpin a new Scheme for the sale of existing Local Authority houses to tenants on incremental purchase principles.

The existing Incremental Purchase Scheme is a discount Scheme based on household income that enables the State to share in the profits from resale during the twenty to thirty year period for which the house is subject to an incremental purchase charge. The Scheme only applies to new dwellings which have been specifically designated by the Local Authority as being eligible for purchase under the scheme. When a tenant is being offered a dwelling, they are advised if it is designated under the Incremental Purchase Scheme.

Housing Grants

The objective of the policy on housing grants is to meet the needs of the greatest number of persons possible who

- Are elderly or
- Have the greatest level / most complex clinical / functional care needs.

The number of grants paid in 2011 & 2012 are as follows:

Scheme	Number of Grants paid 2011	Amount Paid 2011	Scheme	Number of Grants paid 2011
Housing Adaptation Grant for People with a Disability	85	€405,898	79	€363,398
Mobility Aids Grant Scheme	43	€80,523	26	€40,194
Housing Aid for Older People Scheme	197	€458,891	115	€282,932
Total	325	€945,312	220	€686,524

Traveller Accommodation

The Traveller Accommodation Programme, covering the period 1st January 2009 to 31st December 2013, contained targets for the provision of 7 units of accommodation during 2011 and 6 units in 2012. The accommodation needs of 26 Traveller families were met by a varying range of accommodation types in the two year period as follows:

Accommodation Type	2011	2012
Standard Scheme Housing	7	4
Group Housing	-	1
RAS Properties	3	4
Long Term Leasing	1	2
Voluntary Housing	-	3
Permanent Halting Site	1	-

3 offers of Scheme Housing were refused.





Corporate Services

Human Resources

2011 and 2012 continued to be challenging years for Donegal County Council. Staffing numbers reduced by 32.6% or 405 whole-time equivalent posts between June 2008 and December 2012.

Despite this very significant reduction in staffing numbers, the Council has continued to deliver the full range of services. A number of initiatives were introduced to achieve this as follows:

- A new Debt Management Unit

- A Customer Contact Centre
- A centralised of the Planning Service
- A new central Timesheet Processing Unit
- Revised staffing arrangements in Public Service Centres.

Staff Welfare

The Staff Welfare service has put in place a dedicated Employee Assistance Programme which is delivered by an external provider. This programme provides an unlimited access for staff to a freephone telephone helpline;



one to one counselling; a Manager Support helpline; and legal, financial and consumer advice and support.

Ecumenical Service of Remembrance

The annual Ecumenical Service of Remembrance for deceased Members, employees and retired employees of Donegal Local Authorities took place at St. Mary's Catholic Church, Stranorlar on Sunday 27th May 2012. A wreath laying ceremony took place the following day at the Commemorative Stone in the Diamond, Lifford.

Motor Taxation Service

During 2011 and 2012 Donegal Motor Taxation Offices processed 173,023 and 160,985 receipted transactions respectively, amounting to over €25.28 million in revenue in 2011 and €24.64m in 2012. The breakdown of transactions was as follows:

	2011	2012
Driving Licences	24,468	22,963
Tax Discs	125,121	117,109
Motor Trade Licences	166	142
Miscellaneous Receipts & Items	23,268	20,771

Statistics show that approx 28.83% of vehicle owners availed of the on line renewal option in County Donegal in 2012, an increase over the 2011 figure of 25.61%. The Council continues to actively promote the use of the online service at www.motortax.ie.

Health and Safety

Donegal County Council's safety management system continued to be implemented and improved throughout 2011 & 2012.

A number of inspections were carried out by Health and Safety Authority inspectors in 2011 and 2012. While these inspections highlighted areas for attention, no statutory improvement or prohibition notices were issued.

2011 saw a slight increase in the number of incidents reported from 75 to 78 with 12 of these notifiable to the Health & Safety Authority. This was followed by a reduction in 2012 to 68 with 9 of these notifiable to the Health and Safety Authority.

Provision of Higher Education Grants

The Council continued to administer the Higher Education Grant scheme on behalf of the Department of Education & Science.

In 2012, Donegal County Council received 869 new applications for a Higher Education Grant. Of these 603 were awarded a grant. 800 renewal students applications were also processed and paid for the 2011/12 academic year

The SUSI system was introduced in June 2012 which resulted in the centralisation of

the processing of all new grant applications. Donegal County Council continued to process renewal or reassessment of awards to all existing Higher Education Grant candidates. In the 2012/13 academic year the Council processed 837 renewal students' Higher Education Grants.

Training & Development

The Council continued to provide a comprehensive Training Programme to all staff, with an emphasis on Health & Safety during 2011 and 2012. This included training 30 additional staff as Winter Relief Drivers. This has increased the Council's capacity to respond to Winter Maintenance issues.

During this period, Child Protection training, which complied with HSE best practice guidelines, was made available to all relevant staff.

The Council also continued to invest in Staff Development through the Staff Education Scheme, and assistance was provided for Diploma, Degree & Master of Arts Courses.

Donegal County Council participated in the Jobbridge National Internship Scheme and by the end of 2012 over 100 Internship positions were made available.

Seirbhísí i nGaeilge

The Council continued implementing its Second Scheme under the Official Languages Act (2010-2013). The Language Schemes cover bilingual and Irish language services in a wide range of areas including the media, the Council website, application forms, services on the telephone, staff training, etc. All staff were issued with a summary Irish Language Checklist, to ensure that they were aware of the key rights of our customers in relation to the Irish language, and of our key commitments and obligations as a public service.

The Irish language office continued to provide a wide range of translation services to other Council services, ensuring that the Council maintains a consistent written service to the public from all its services.

The Council continued to offer an annual complement of 34 Gaeltacht Scholarships

to young people in the county, and also promoted Irish Language Week through the organisation of activities and production of a Programme of Events booklet for County Donegal.

Information Systems

Networks and Operations

Donegal County Council's information technology infrastructure serves 106 Council locations countywide.

The infrastructure comprises of

- 75 Servers,
- 1,213 Desktop & Notebook computers and
- 821 printers/scanners/plotters
- 17 PABX telephone systems and
- 890 telephone handsets.

This infrastructure represents many years of investment and is amongst the largest Local Authority Networks in Ireland.

A major upgrade of the telecommunications network was completed in 2012 with the implementation of a high speed fibre solution to each of the Public Services Centres. This fibre network will generate significant savings as well as ensure faster speeds.

In 2011 new online contact facilities were introduced allowing the public to contact the Council via the Web, Smart Phone Apps or SMS messaging.

A server virtualization project was commenced in 2011. Virtualization technology allows multiple operating systems to be installed on a single physical server. This has reduced the amount of required hardware resulting in financial savings for the Council and reducing our carbon footprint.

Systems and Applications

A variety of innovative information systems projects were delivered during 2011 and 2012 as follows:

- A new system for the management of non-domestic water rates contacts was implemented using MS Dynamics CRM.



This system allows the sharing of data between staff in various sections who are dealing with non-domestic water rates. In 2012 the CRM system was further extended to support the Council's new Customer Contact Centre.

- A new Environmental Complaints System was implemented. Complaints from customers or through planned inspections are recorded together with results of investigations and actions taken. This system supports the mandatory EPA reporting requirements.
- A new Housing Grants system was implemented to assist in the management of grants from application through to recoupment of expenditure.

On-line Services

During 2011 and 2012 work continued on expanding Donegal County Council's on line service offerings in key business areas as follows:

Donegal County Libraries

www.donegallibrary.ie

This website provides the facility for users to browse book catalogs online, reserve items, renew books and view Library events.

Social Networking

The Council is using on social networking platforms to engage more effectively

with our customers. Platforms currently being used include Twitter, Facebook and Youtube.

Donegal Winter Weather

www.donegalwinterweather.ie

Donegal County Council were the first local authority to have a dedicated website to highlight winter gritting routes, show webcams of current road conditions, have up to date information on travel sources and localised weather reports to assist road users during winter months.

Webcasting

The Council facilitated live webcasting of the MacGill Summer School proceedings once again in July 2011 & 2012. This innovative work was recognised nationally and was shortlisted for a national eGovernment award in February 2011.

ERNACT – INFORMATION Society Initiatives

Through participation in the ERNACT (www.ernact.ie) network since its foundation in 1990, Donegal County Council has been involved in a range of European, Interregional, as well as cross border public sector Information Society technology projects. During 2011 and 2012 the Council through its Information Systems Department participated in two EU assisted projects:

- **Atlantic Arc Public Services (AA-PublicServ)**

Funded by the INTERREG1VB programme this project was used to expand the range of online services with particular emphasis on metered water customers and the introduction of customer relationship management systems as detailed earlier. In June 2011, the Council in collaboration with ERNACT and LYIT CoLab hosted a transnational conference in Letterkenny as part of this project.

- **CO2FREE**

The ERNACT network was successful in attracting INTERREG 4C funding for the CO2Free project. This project focused on ICT based co-operation to foster renewable and energy efficiency through the transfer of good practices from different regions within the EU. Donegal have adopted an energy efficiency monitoring programme for Council buildings. In September 2012 the Council hosted a major conference on ICT based energy efficiency which the Council hosted in Donegal Town. This conference had guest speakers from the US, UK, Finland, as well as Ireland.

- **ERNACT@21**

In September 2012 the ERNACT Regions hosted an event at the EU Parliament in Brussels to highlight the work done over a 21year period and to position the network with EU officials as new funding programmes areas are designed. The keynote speaker at the event was EU Commissioner for Research, Innovation and Science Maire Geoghegan-Quinn. Donegal County Council presentation focused on the importance of Next Generation Broadband for rural areas.

Broadband and Telecommunications

The Council continues to liaise with the Department of Communications, Energy and Natural Resources and the various telecommunications operators to highlight instances where service gaps exist. The Council also liaises closely with E-net in the management and promotion of the Metropolitan Area Networks (MANs) in the county.

During 2012 the Department of Communications Energy and Natural Resources published the 'Next Generation Broadband Programme for Ireland – Delivering a Connected Society'. The Council met with the Department to emphasize the importance of Next Generation Broadband for rural areas and to convey the inherent dangers for rural areas being left behind in the transition to higher speed telecommunications.

Communications Office

2012 saw the setting up of a dedicated Communications Office within the Council. This office works with Council Services to promote the services we provide, raise the profile of the Council, act as a first point of contact for media queries and use traditional and online communication tools more effectively. The Communications Office also has a corporate policy role in terms of developing the Corporate Plan and the Councils Customer Service Action Plan.

Housing & Corporate Services Strategic Policy Committee (Spc)

The Housing & Corporate Services SPC held ten meetings during the years 2011 & 2012 and reviewed policies and procedures in relation to the following topics:

- Social Housing Investment Programmes
- Tenants Handbook
- Housing Needs Assessment
- Improving the Social Housing Stock - Council Policy on Heating Systems
- To consider Housing Policy Statement – issued by Minister Penrose on 16th June, 2011
- Treatment of Borrowers who fall into difficulties with Housing Loan Repayment (All Financial Institutions)
- Social Housing Supply Work Programme 2012 – 2014
- Customer Service – Development of Customer Contact Centre
- Review of Policy on Housing Adaptation Grants

- Processing of Driving Licences – Revised arrangements from 1st Jan 2013 including assignment of function to Roads Safety Authority.
- Franchise & Elections – Changes in Polling Stations
- Review of North West Regional Homelessness Framework Plan and Implementation Blueprint.
- Consider Draft Corporate Plan to 2014

Membership

Councillors:

Cllr. Dessie Larkin

Cllr. Rena Donaghey

Cllr. Liam Blaney

Cllr. Noel McBride

Cllr. John Boyle

Cllr. Michael McBride

Cllr. Jack Murray

Cllr. Mary Kelly (Buncrana Town Council)

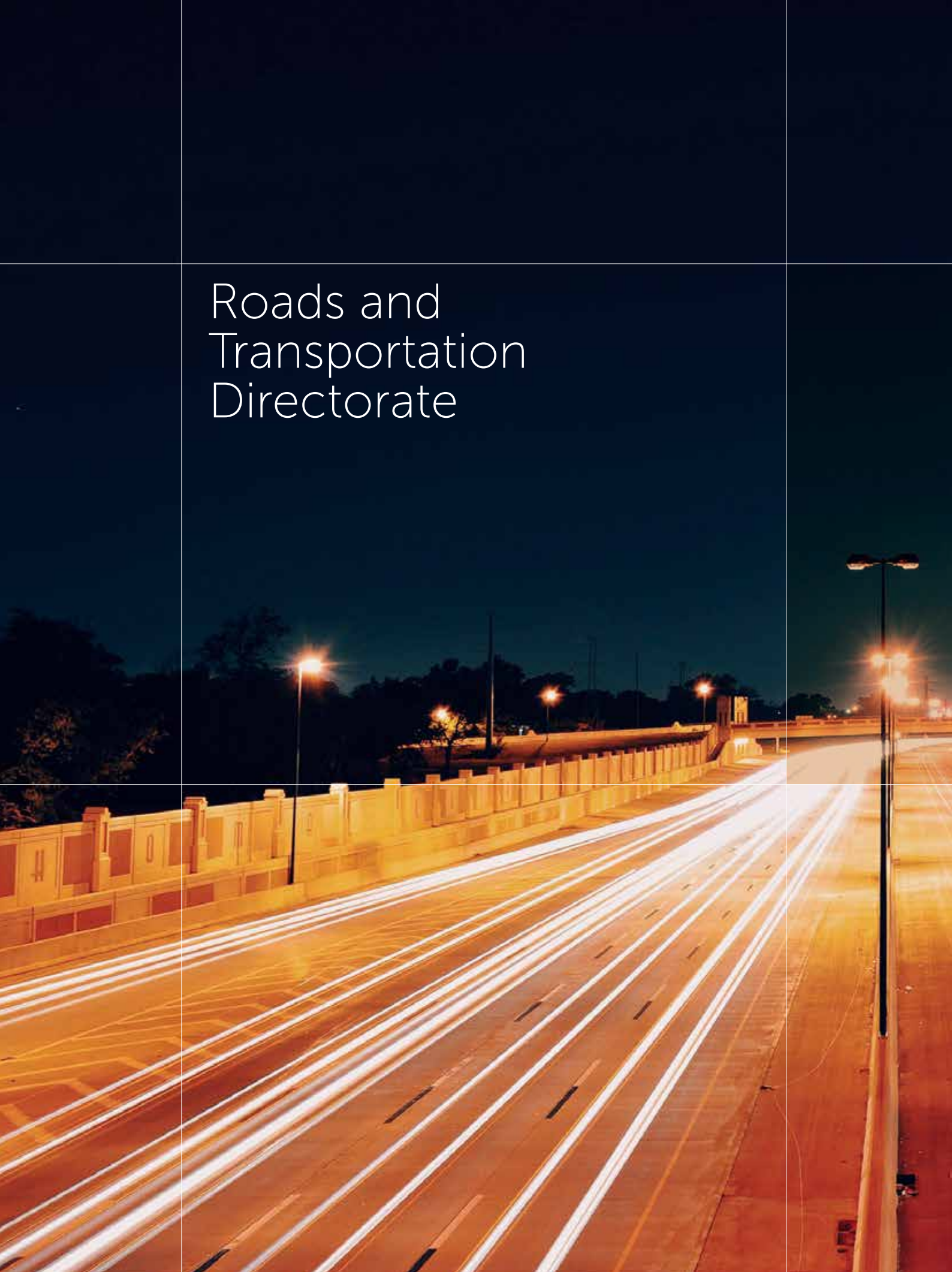
Sectoral members:

Mr. John Gildea

Ms. Paula Leonard

Ms. Anne Wilkinson

Roads and Transportation Directorate



Non-National Roads

Funding for Non-National Roads comes primarily from the Department of Transport with approximately 13% being provided from the Council's own resources. Over the years other sources such as Roinn na Gaeltachta, Clar, Interreg and Peace II have allocated funds for schemes on Non-National roads, However, due to the restrictions on budgets no allocations have been received from these sources in 2011 or 2012. During the last number of years, funds were also available from development charges to upgrade roads and footpaths. However these have also dried up due to the severe decline in the construction industry.

The Department of Transport's allocation for Non-National roads for 2010 was approximately €26m, and in line with the national budgetary situation this allocation decreased to €23m in 2011 and to €21.5m in 2012.

The allocations for the Specific Improvement Grant (EU Co-fin) also continued to fall in 2011 and 2012 to figures of €1,870,000 and €1,490,000 respectively. This greatly curtailed the ability of the Council to continue its realignment and pavement improvement programmes on the Regional Road network. The Local Improvement Scheme programme effectively came to an end with no funds being allocated to it in 2012. Although funds were limited significant progress was made and the Killybegs Industrial Park Road was opened to traffic in 2012.

The Non National Road Bridge Design Team based in the Road Design Office, Lifford continued to design and project manage bridge strengthening and rehabilitation works on the non national network and works to 41 bridges were completed in 2011/2012. The Department of Transport in conjunction with the NRA initiated a national programme of Regional Road Bridge Inspection and Assessment and procured a panel of Specialist Consultants to undertake this work. The data from this programme will be incorporated into the NRA's national bridge database Eirspan. Approximately 60% of the Regional Road bridges in Donegal have been inspected and assessed under this programme and

from which it is expected that a significant and prioritised multi-annual funding stream will be put in place for Regional Road bridge refurbishment/ replacement.

A nationwide Pavement Management System for non national roads was also introduced by the Department in 2012. This will result in all such roads being inspected using common criteria and being given a condition rating ranging from 1 – 10 with rating 1 being very poor to rating 10 being very good condition. This database will allow for Road Restoration and Surfacing monies to be targeted at those roads most in need rather than on a geographical basis.

Winter Service

Donegal County Council winter service policy for roads is "to endeavour within the limited resources available to maintain traffic routes in a passable condition in the interest of maintaining road communication."

"In practical terms this generally means the gritting and snow ploughing of priority routes, which are clearly identified in advance of each winter. The primary responsibility for road safety remains at all times with drivers of vehicles and while the Council will endeavour to maintain the major routes in a passable condition, each driver must exercise sufficient caution to take account of the prevailing road conditions."

It is remarkable that two of the six coldest spells in the recent weather history of Ireland occurred in the same calendar year – January 2010 and November/December 2010.

No single measure exists to define the coldest period – such a figure would have to encompass duration, geographical extent and "depth" of cold but, taking account of duration and temperature, this ranks among the most severe winter weather events to occur in Ireland, comparable with 1933, 1947, 1963, and 1982.

Extreme cold was accompanied by heavy snowfalls in the county as well as the rest of the country, which impacted significantly across all sectors of society. Extremely low temperatures were recorded with Killygordon registering -18.1degrees on 25 December 2010 and daytime temperatures rising to

no more than -9.7degrees at one weather station. Following the extreme weather event in the winter of 2009/2010, the decision was taken that the Department of Transport and the National Roads Authority should oversee and manage a national programme of road salt procurement, distribution and storage and ensure stocks were sufficient, maintained and available to local authorities for all winter maintenance and to provide for a similar event of a spell of cold weather as severe and prolonged as in December 2009 to January 2010.

Donegal County Council separately made the decision to stock it's own salt barns to capacity (5000t) in summer 2010.

Notwithstanding this, as the extreme weather event progressed, the Council used its entire stock along with a further 200t provided under the national programme by 14th December (a total of 7000 tonnes). By way of comparison, the average amount of salt procured by the Council in the years 1998-2008 was 3,800 tonnes per annum. This pattern of consumption was reflected nationally.

The limited supplies of salt available to the Council nationally through the NRA and the absence of alternative sources due to the intense demand across Europe meant that on 17 December the Council had to prioritise its normal routes into two categories one which

received a treatment of salt or salt/grit and one which received grit only. This rationing process continued until the New Year when all routes were reinstated to a full service following deliveries of salt over the Christmas and New Year period.

The severe weather contributed to a marked deterioration in the condition of roads in the county with considerable sections affected by "frost heave" due to the depths to which frost had penetrated.

Road safety awareness

Road safety remains a priority for the Council with the continued facilitation of the interagency Donegal Road Safety Working Group. Membership is drawn from Donegal County Council, National Roads Authority, Health Service Executive, An Garda Síochána, Road Safety Authority, Donegal VEC, Donegal Youth Service, Donegal Youth Council and an ADI Registered Driving Instructor.

The focus of the group is the implementation of the Donegal Road Safety Plan 2010-2015 under the pillars of Education, Engineering, Enforcement, Evaluation and Empowerment. Education is a key feature with ongoing public awareness campaigns focussing on the



recognised 'killer behaviours' of drink driving, speeding, non-wearing of seat belts and fatigue.

Efforts to improve road safety within the County were acknowledged nationally when the Local Authority Members Association (LAMA) awarded 'Council of the Year' for 2012 to Donegal County Council for the flagship Road Safe Road Show. The show graphically depicts how a night out can end in death or serious injury when poor driving behaviour is adopted. The event has been seen by over 12,000 young people in the last four years and includes real life testimonies from emergency services and road traffic collision victims. This hard-hitting show is now firmly established in the school calendar and is delivered in partnership with personnel from the Fire Service, Ambulance Service, Accident and Emergency Consultants and An Garda Síochána.

The Safe Cross Code, seatbelt wearing and safe cycling were the main road safety themes promoted in National Schools during the year. The use of Road Safety Authority materials, a joint initiative with Finn Harps Football Club and a partnership with An Taisce Green Schools have all supported the delivery of these messages. Feedback from school principals, parents and students has remained very positive and support has been demonstrated with good attendance and participation in all road safety initiatives delivered.

Key events hosted throughout the year targeted at young people who have or are just about to embark on their driving careers included European Night without Accident, Road Safety Week at the LYIT and a Cross Border Young Drivers Challenge event.

National Roads

Major National Roads Projects

N14 - N15 to A5 Link

This scheme is a cross border project to provide a link between the N15 at Lifford and the proposed A5 Western Transport Corridor (A5 WTC) in Strabane. The Environmental Impact Statement/ Environmental Statement

was published on both sides of the border in July 2011. The scheme was approved by An Bord Pleanála in May 2012 and a decision from Northern Ireland is awaited.

N56 Dungloe to Glenties (Kilraine)

This scheme was chosen as a pilot scheme for the new Type 3 Single Carriageway. Design and environmental assessment has been completed and the statutory approvals for the section from Cloghbolie to Glenties have been completed. The Compulsory Purchase Order for the Dungloe to Leitirmacaward section has been submitted to An Bord Pleanála and an Oral Hearing will take place early in 2013. This project is proposed to be constructed in short sections and construction of the first 3.5km of this project from Cloghbolie to Boyoughter was substantially completed in 2012.

N56 Mountcharles to Inver

Land acquisition for this scheme continued throughout 2011 and 2012. Tender documents were completed for the construction contract however funding was not available to progress with the tender process. Construction of this project in a series of smaller contracts is now being considered.

N15 Blackburn Bridge

Part 8 planning was completed for this scheme in 2011. It is proposed to construct the project in two Phases. A Compulsory Purchase Order has been approved for Phase I and tender documents for the construction contract have been completed. Confirmation of funding to progress with the tender process is awaited. The Compulsory Purchase Order and tender documents for Phase II are on hold pending confirmation of funding.


N56 Coolboy Kilmacrennan

Part 8 planning was completed for this scheme in 2012. Publication of the Compulsory Purchase Order is on hold pending confirmation of funding. Tender documents are nearing completion but progression of the tender process is dependent on publication and approval of the CPO.

Bridge Management

Throughout the period 2011 and 2012, the bridge management section completed essential maintenance works on various bridges on the N15 and N56, including scour

protection and parapet repairs. In terms of Bridge Rehabilitation and Replacement, two notable schemes were completed in this period. By April 2011, a major rehabilitation of Gweebarra bridge was completed. The works involved replacement of corroded bearings, bridge deck waterproofing and resurfacing works. It also involved extensive concrete repairs and installation of cathodic protection. Between October 2011 and May 2012, a new bridge was built on the N56 at Bruckless, replacing the old bridge which had for many years posed a major problem with access to Killybegs Harbour. The works involved construction of a new bridge and realignment of 300m of approach roads together with river realignment over approximately 100m.



Other Projects

A number of other projects that were being developed on national roads in County Donegal did not receive allocations from the NRA in 2011 or 2012 and remain suspended until funding becomes available. These projects include N14 Letterkenny-Lifford-Strabane, N15 Ballybofey/ Stranorlar Bypass, N13 Stranorlar to Derry, N15 Lifford to Stranorlar/ Ballybofey and N56 Letterkenny Relief Road (Bonagee Link).

National Roads Pavement Strengthening, Overlay, and Minor Works

A substantial number of pavement and surfacing works contracts were completed over the period 2011 and 2012.

Approximately €9.5m was expended in 2011 on some 12 pavement projects on the county's national road network, including several pavement overlay contracts on the N13, N14 and N15. In addition, three overlay projects were completed on the N56,

together with a major realignment to the south of Creeslough at Tirlin, and a pavement reconstruction in the village of Creeslough itself.

In 2012, the NRA allocation was much reduced; the original allocation being approximately €4.2m. However a significant amount of additional works was delivered as a result of an increase to the allocation later in the year. The final allocation in 2012 was over €5.5m. Three significant pavement overlay schemes were completed on the N15 and N13 at Barnesmore, Dooballagh and Cloughfin. In addition two pavement strengthening schemes were delivered on the N56 one between Crolly and Dore and one at Doohill.

Traffic lights were introduced in Stranorlar at the junction of the N15 and N13 at Mc Clay's Corner. They are functioning well and providing much-needed traffic regulation at this very important junction.

Work in Other Counties

The Donegal National Roads Office and the Westmeath NRO are to the forefront of delivering national road projects for counties in the Northwest and Border region with additional specialist works being undertaken nationally. The office is and continues to develop as a centre of excellence in engineering, project management and procurement including Road Design, Road Construction, Project Management, Road Safety, Safety Audits, Archaeology, Bridge Management and Signing and Lining. It is expected that this type of work will increase significantly in the coming years.

Roads & Transportation Strategic Policy Committee (Spc)

The Roads and Transportation Strategic Policy Committee, held two meetings in 2011 and two meetings in 2012, with the following issues being reviewed and discussed:

1. Winter Maintenance
2. Road Grant Allocations
3. Rail Project
4. Pilot Road Drainage Scheme
5. Harbour Bye Laws

6. Bridge Inspection Programme
7. Consultation Document on Access onto National Roads
8. Provision of Bus Shelters
9. Smart Travel
10. A5 Western Transport Corridor
11. School Crossings Review
12. School Transport by Bus
13. Dangerous Trees
14. Road Closure Process Review
15. Community Involvement Schemes
16. Local Improvement Schemes
17. Road Closure Process Review
18. Community Involvement Schemes
19. Local Improvement Schemes
20. ESB- ecars.

The membership of the Roads & Transportation SPC in 2011 & 2012 was as follows:

Councillors

Cllr. Pdraig MacLochlainn
(Chair to March 2011)

Cllr. Jack Murray
(Chair March 2011-January 2012)

Cllr. Cora Harvey
(Chair January 2012 to date)

Cllr. Liam Blaney

Cllr. Sean McEniff

Cllr. Martin Harley

Cllr. Mickey Doherty

Cllr. Pdraig O'Doherty

Cllr. Martin Farren

Cllr. Gerry McMonagle

Sectoral Interests

Mr. William Monagle

Mr. Brian Sweeney

Mr. Stephen McCahill

Mr. Lawrence McManus



Community,
Culture and
Planning
Directorate

Community, Development and Enterprise Division

Fund Management (Internal & External Funds).

Sports Bursary:

Allocations totalling €31,100 were paid out to 31 recipients.

Development Fund Initiative:

A total of just under €1.2m was allocated to 164 projects/groups across all electoral areas.

Members Development Fund:

Allocations benefiting 598 community groups / projects throughout the county totalling €593,000 were made.

Tourism Development Fund:

The Tourism Development Fund supported a variety of initiatives including the Local Resource Officer's post and Donegal Tourism Ltd.

Donegal Peace III Action Plan 2011-2013:

DCC as Lead Partner of the Donegal CDB Peace & Reconciliation Partnership was awarded funding of €4,737,600 by the SEUPB for the implementation of Phase II of the Donegal PEACE III Action Plan 2011 – 2013. 45 projects were supported via grants scheme, procurement and Partner delivery.

Respecting & Connecting Communities:

The Respecting & Connecting Communities Project delivered countywide strategic interventions designed to build positive relations between the Traveller and settled communities.

Border Villages Social Integration Project:

This project, involving DCC and Inishowen Development Partnership, encouraged the participation of new residents in active community life through for example the development of community gardens and community celebration events.

Port Na Fáilte:

Over 300 projects were delivered promoting interculturalism and the social inclusion of minority ethnic/culture groups, human rights and equality and challenging racism/sectarianism, disadvantage and discrimination.

One Donegal Initiative:

A number of one off events were held throughout the county to "Embrace and Celebrate Diversity", including participation in the St. Patrick's Day Parade 2011 in Letterkenny and hosting a stand at the annual Rossnowlagh 12th July 2011 event.

Hands of History Project:

Launched on the 6th December 2012 this project will deliver an innovative programme exploring how we remember key events in our history.

Peace III Pettigo Tullyhommon Termon Project:

€8.4m investment in environmental improvements and upgrading community facilities.

Reconciliation through the Riverine Project (IFI):

Funding of €1m to deliver a youth and community participation programme in the Strabane and Lifford areas.

Interreg IVA Funding

DCC continued to benefit significantly from funding under the Interreg IVA programme working with cross border and Scottish partners on projects including marine tourism, environment, community development, urban and village renewal, culture, tourism product development, recreation and amenity, community enterprise etc.

Cross Border Networks

The Division supported Council participation in networks including: the North West Region Cross Border Group (NWRCBG), the Irish Central Border Area Network (ICBAN), the North West Partnership Board (NWPB), Conference of Peripheral Maritime Regions (CPMR) and the Association of European Regions (AER).

County Development Board / Strategic Policy Development / EU Unit

County Development Board (CDB):

The CDB continues to advance the social, cultural & economic development of the County. In May 2011 & 2012 members were joined by partners from Derry, Strabane, Limavady and further afield to consider opportunities for cross border co-operation.

North West Partnership Board (NWPB):

NWPB acts as a mechanism to promote and facilitate a coordinated approach to the development of the Letterkenny/Derry Gateway as identified in the National Spatial Strategy and advancing the aims of the North West Gateway Initiative. In February 2012 the NWPB delivered a presentation on key priorities for the region to the North South Ministerial Council secretariat. Work has now commenced on the preparation of a NW Action Plan for the region.

Donegal Community in Touch E-zine:

Eight e-zines were distributed to 30,000 Diaspora contacts worldwide www.donegalcdb.ie/publications.

EU Policy and Funding Unit:

In July 2012 the Unit, which seeks to maximise external funding, travelled to Brussels to participate in briefings on funding opportunities for 2014-2020.

Social Inclusion / Community Development / Youth Council.

Social Inclusion:

The Social Inclusion Unit held an annual week of over sixty events to showcase and celebrate the work throughout the county in tackling social exclusion and poverty.

Community Development:

Highlights include:

- Support for County Community Forum & Area Fora;
- Pride of Place Award Scheme;
- Junior Achievement Ireland Programme.

Youth Council:

Projects undertaken include:

- Weight of School Bags
- Road Safety Awareness
- O2 Think Big Projects

Research & Policy.

The R&P Unit continued to act as social inclusion analysts, to provide research support to the Road Safety Office and continued with its' work on the economic, social and cultural profiling of the county. The Unit also managed the Interreg IVA SPACEial North West project which will provide decision makers with easy to use information and data to greatly assist with planning services in the North West.

Tourism / Natural Resource Development.

Strategic tourism projects continued to be developed including:

- Sliabh Liag;
- Malin Head;
- Inch Levels;
- Bunagee Safe Haven.



Activities carried out as part of the Diaspora project include: networking events in London, Dublin & Boston; support for Donegal Live events in Dublin and Glasgow; participation in Ireland North West / Boston Networking Initiative; participation in Irish Echo Golden Bridges Irish American Achievement Awards and development of the Donegal Diaspora website.

2012 saw the launch of the Donegal Gathering brand, a tourism initiative led by Donegal County Council that aims to raise Donegal's profile by showcasing the huge range of cultural festivals and events held annually throughout Donegal.

Enterprise Development / Urban & Village Renewal.

The Division plays a proactive role in the economic development of the county. Initiatives include:

- Development of former IDA lands / assets;
- Leasing of lands;
- Killybegs Jobs Initiative;
- Business Support Unit;
- Various Strategic projects.

The Division continued to progress the Urban & Village Renewal Capital Programme.



Cultural Services Division

Library Service

A new Library for Gaoth Dobhair

The new Leabharlann Phobil Ghaoth Dobhair opened on the 3rd of October 2011. The library, which is located, in Aislann Ghaoth Dobhair, Derrybeg was officially opened by Minister of State Dinny McGinley T.D. on the 1st of June 2012.

Wainfest Children Arts & Book festival

Two very successful Wainfest festivals were held 2011 and 2012. School children from around the county were entertained by authors, storytellers, artists, science, music and art workshops in libraries and Taobh Tíre centres and the Regional Cultural Centre.

Europe Direct Information Centre (EDIC) in Central Library.

Central Library, Letterkenny continued to provide access to the European Commission websites and publications and also provided

a free phonenumber to the Commission. A range of events were also organised to promote and highlight the EDIC services and European policies and themes.

Bealtaine

During 2011 and 2012 over 2,150 people attended the diverse programme of events organised by Cultural Services for the annual Bealtaine Festival. Events included storytelling, flower arranging, gardening, card-making, poetry, knitting, music and song.

Creating Lifelong Readers

Donegal County Library works with other agencies, including the Donegal County Childcare Committee, the VEC, HSE and Lifestart, to implement initiatives such as Creating Lifelong Readers to provide access to early reading for children. The idea behind this project is to encourage parents to read to their small children on a regular basis. The Library Service worked with over 40 participants from childcare facilities who took part in this programme during 2011 and 2012.

Arts Service

In partnership with The Arts Council, the Council maintained its revenue grant support of An Grianán Theatre and Earagail Arts Festival. Also, through the Strategic Partnerships Revenue Grant Scheme, the Council supported a core network of key, independent arts organizations, across the county.

The Arts Service co-ordinated Donegal County Council Cultural Services' pivotal involvement in Letterkenny's National Culture Night programme. The event was widely supported by both the local community and visitors, and attracted national media coverage from RTÉ and TG4.

The Donegal Bay and Blue Stacks Festival presented its 10th and 11th. programmes and continued to be a focus for creativity in the South of the county.

Regional Cultural Centre

The RCC had a busy programme of exhibitions, film, music and community events in 2011 and 2012 in partnership with a wide range of local and national organisations. Major exhibitions in 2011 included the Peace III funded 'Destination Donegal', 'Altered Images' in association with IMMA that was designed to stimulate engagement with art by people with disabilities, the IFI funded cross-border community film project 'Sharing Stories' and 'A Space for Learning' curated by Irish Architecture Foundation

The Centre marked its fifth anniversary in 2012 with a programme that included 'The 5th Birthday Exhibition' featuring key Donegal related artworks. Other important exhibitions included 'Ground Zero 360', a major photographic installation on the events of 9/11 and 'Fiddle Case' as part of the very successful Derry/Donegal North Atlantic Fiddle Convention.

Donegal County Museum

The Museum worked with organisations and groups to host a series of exhibitions including How We Remember, A World Apart - Donegal District Lunatic Asylum, Events of the Year Quilts and the Ulster Covenant 1912. The Museum brought history to life on the streets of Letterkenny with its walking tours, introduced Archaeology to the Classroom with its loan box, hosted two Hedge Schools and examined the Decade of Anniversaries through its cross border project, Plantation to Partition. The Museum also hosted events both in Letterkenny and throughout the County during the Bealtaine Festival, Heritage Week, Culture Night, Wainfest, and One Donegal month.

Archives Service


In 2011 the Archives Service produced a document study pack on the history of the Ulster Plantation. It was distributed to schools across the county and in Northern Ireland.

In 2012, the year Donegal won the All Ireland

Senior Football Championships for only the second time, Donegal's Archives Service produced an illustrated booklet on the history and archives of the GAA in Donegal. The Sam Maguire Cup made a very welcome appearance at the launch.

Activity included reminiscences at day centres during Bealtaine and an exhibition of archives during Heritage Week in Ballybofey library.

Exhibitions at the Archives included one on the history of the GAA in Donegal and the railways.

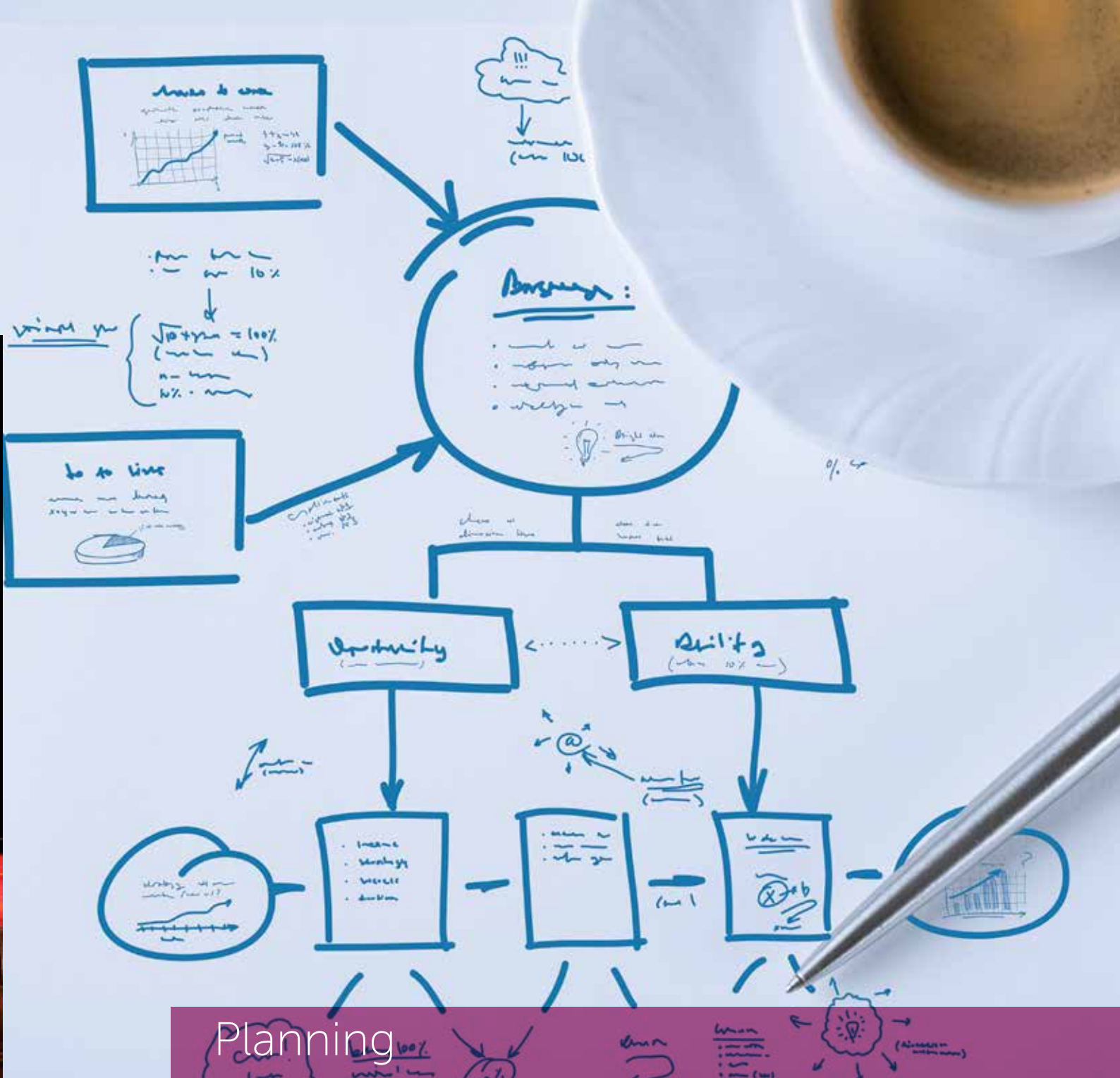


County Donegal Heritage Office

The County Donegal Heritage Office raises awareness, provides advice, proposes policy, promotes best practice and gathers data in relation to the county's heritage. Heritage Week in County Donegal continued to grow and was very successful. Selected County Donegal Heritage Plan highlights in 2011 included the launch of the 'Donegal's Farming Heritage' booklet, an audit of historic photographic collections, surveys of dry-

stone wall types and booley sites, a historic graveyards seminar and a monthly newspaper heritage column, and in 2012 included very popular seminars on vernacular architecture and 'Heritage in Tidy Towns', a maritime heritage exhibition and a survey of holy wells.

* Additional information on the Cultural Services work programme and achievements for 2011/2012 is also available in the Cultural Services annual reports.



Planning

Development Management

During 2011/2012 there have been significant developments in the way the service has been delivered with the centralisation of Development Management and the incorporation of the Building Control functions into the Division. New responsibilities relating to S261A (Quarries) and Unfinished Housing Developments have also been incorporated into the work programmes and the range of functions have been organised with customer service

and continuity of service being maintained. Development Management continued to fulfil statutory obligations for the assessment of planning applications, S.254 licences, Part V referrals, planning searches, pre-planning advice, local authority developments, quarry assessments, enforcement, trading licences, building control and disability access certificates. The planning functions for the Town Councils were also provided by Development Management over this period. The service to the community has been enhanced through dedicated pre-planning and



advisory clinics in each of the Public Service Centres and Development Management actively maintained its links with other Council divisions, regional bodies and cross-border agencies.

Key Activity Areas

The principal functions of the Division are:

- Development Applications Unit
- Enforcement & Quarries

- Unfinished Housing Development resolution
- Development Contributions management
- Casual Trading licences
- Building Control

For the 2011/2012 period:

4088 planning applications were received in conjunction with a range of miscellaneous applications for local authority developments, licences and other functions;

857 Commencement Notices and Disability Access Certificate applications were submitted to Building Control;

468 new Enforcement cases were initiated and 346 cases were closed;

56 Casual Trading licences of various classes were issued/renewed;

166 Quarry cases under S.261A of the Act were assessed; and

108 Unfinished Housing Development cases were examined on behalf of the Department of the Environment, Community and Local Government.

Central Planning Unit

While 2011/2012 has been focused on the development of strategy and policy frameworks guiding community and economic development, there has been the continued delivery on a variety of projects, including architectural heritage, cross-border collaboration and supporting County Development Board Fora. The Unit has been a key resource for the Economic, Social and Cultural Development of County Donegal and continues to work closely with other sections of the council and with a range of external stakeholders in carrying out this work, at a county, regional and cross-border level.

Key Activity Areas

The main components of the work undertaken can be divided into the following key areas:

- The delivery of statutory plans and policy documents;
- Research and monitoring of spatial planning indicators;

- Consultation and collaboration with the community and other stakeholders in the development of policy; and
- Liaison with regional and national agencies.

The outputs arising from the strategic approach to policy development

include:

- Adoption of an evidence based County Donegal Development Plan 2012-2018 (June 2012) that provides for structured, evidence led spatial planning.
- Initiation of significant Variations to the three joint Development Plans for the Towns of Letterkenny, Bundoran and Buncrana, to introduce 'Core Strategies' into the plans that are consistent with the County Development Plan.
- Initiation of the statutory review of the Buncrana and Environs Development Plan and preparation of a new plan for the area.
- Monitoring and analysis of key information that provides for sound spatial indicators that underpins policy development work.
- Collaboration with a variety of stakeholders to help to place the priorities of the Council firmly on the regional economic and development agenda.

The Unit continued to provide specialist guidance on the conservation and historic built fabric of the County and has initiated work with Buncrana Town Council in respect of promoting it as a Development Centre/ Hub, building upon the knowledge that heritage can act as a catalyst for economic recovery. The Unit is also actively involved in the Killybegs Jobs Initiative and has represented the Council at the International Conference on Ocean Energy at its 2012 conference.



Water & Environment Services

Operation of Water Services

Donegal County Council was responsible for the operation of 34 Public Water Supplies (PWS) serving a population of 136,579 in 2011. Over 24.5 and 23.5 million cubic meters of drinking water were produced in 2011 and 2012 respectively from the public (County Council) operated schemes. The Council also purchased 76,054 (2011) and 93,405 (2012) cubic meters of water from Northern Ireland Water. The number of domestic connections to piped water mains in the county is almost 66,000 (from the Domestic Water Meter Surveying Programme). 10,600 non-domestic connections were identified for billing purposes at the end of 2012, of which some 9,300 are metered.

Cubic meters of drinking water produced in 2011 and 2012

	2011	2012
Inishowen EA	5,746,839	5,683,958
Donegal EA	6,080,883	5,448,022
Glenties EA	4,347,955	4,184,623
Letterkenny EA	5,530,710	5,348,302
Stranorlar EA	2,944,091	2,918,158
	24,650,478	23,583,063

The reduction year on year reflects a reduced water demand from consumers and the positive Water Conservation efforts of the Council in recent years.

Water/Wastewater Services Infrastructure

Water is extracted from eighty-eight separate water sources throughout the County and delivered to consumers through public water supply schemes and public group schemes as follows:-

- 34 Public Water Supplies (PWS) – operated by DCC
- 7 Public GWS– water provided by DCC, pipe network managed by
- Group

There are also significant private water supplies as follows:-

- 4 Private GWS – water provided by the group
- 7 Small private supplies

Remaining consumers are generally served through private wells.

Water Quality and Pollution Control

The Environmental Protection Agency (EPA) is the supervisory authority for the Council in relation to publicly operated water services.

The Drinking Water Monitoring Programme monitors the quality of both public and private supplies. This programme is carried out by Council staff and the Health Services Executive, with HSE, Council and external laboratories all playing a role. The EPA publishes a report on the quality of drinking water annually, based on the results of the County Monitoring Programme. Microbiological compliance levels in Donegal Public Water Supplies were 99.5% in 2011 and 100% in 2012. Chemical compliance levels were 99.4% in 2011 and 99.2% in 2012.

Continued improvement in microbiological results was mainly as a result of improved disinfection control and chlorine residual monitoring. Work continues in this regard on all Public Water Supplies.

In 2011, three public water supplies were removed from the Remedial Action List (Ballintra, Killybegs and Rosses Regional) due to the completion of the necessary remedial works to the satisfaction of the EPA and none were added.

The EPA issued eight Directions to Donegal County Council during 2011, (Letterkenny, Fintown, Cashelard, Ballyshannon, Gortahork /Falcarragh, Rathmullan, Greencastle and Portnoo /Narin) on the basis of Trihalomethanes exceedances and inadequate action plan submitted. The Council continued to work with the EPA in addressing same during the period.

Wastewater discharges / Licensing

The process of authorising all municipal wastewater discharges in the state by the EPA through license or certificate of registration continued in 2011 and 2012. At the end of 2012, a total of seventeen licenses have been granted in respect of plants at Letterkenny, Killybegs, Ballyshannon, Bundoran, Donegal Town, Ballybofey/Stranorlar and Carndonagh, Buncrana, Milford, Ramelton, Downings, Raphoe, Dungloe, Glenties, Lifford, Convoy and Kilmacrennan.

Donegal County Council is a partner on the ANSWER Project, which is part funded by the European Union's European Regional Development Fund (ERDF) through the INTERREG IVA Cross-border Programme, managed by the Special EU Programmes Body (SEUPB). The project aims to provide scientific evidence on the effectiveness and sustainability of using short rotation coppice (SRC) willow, for the treatment of organic effluents (wastewater discharges). The science organisations involved (AFBI, Teagasc and Sligo Institute of Technology) will collect data from the trial sites. This data will assist policy makers, regulators and potential users of the technologies.

Capital Programmes Water Services

Water Services Investment Programme

The Water Services Investment Programme involves the delivery of major capital water and wastewater schemes from inception to completion. The current programme is the Water Services Investment Programme 2010-2012 and was published by The Department of Environment, Heritage and Local Government in 2010.

Progress on the programme in 2011 and 2012 is evidenced as follows: -

- Construction was completed on Killybegs Sewerage Scheme, contract number 2 - industrial collection and deep-sea outfall in 2011.
- Construction was completed on Laghey Sewerage Scheme in 2011.

- Construction commenced on Letterkenny Sewerage Scheme DBO in 2011 and operation of the new wastewater treatment plant element commenced in 2012.
- Water conservation pipe replacement work was completed on the Magheroarty network (Gortahork Falcarragh WSS), was advanced on the Rosses Regional WS and Frosses Water Supply networks in 2011, and on the Lough Mourne Water Supply network in 2012.
- Tenders were invited on the Dungloe Glenties Sewerage scheme DBO contract in 2012.

Waste Management

Waste Disposal

The Council operated landfill at Ballinacarrick, Ballintra closed in July 2012. The Council continues to monitor all its closed landfill sites for compliance with EPA requirements. This involved regular sampling and testing of air emissions, groundwater, surface water and leachate.

Waste Recycling

The Waste Recycling Officer continued to increase the County's domestic waste recycling rate to over 25%, with 5,123 tonnes of recyclable materials collected at Recycling Centres, bring banks and other smaller permanent collection points throughout the year. Three of the six Recycling Centres were privately operated by Bryson Recycling Ltd from 1st January 2012. All six sites attract large volumes of recyclable materials. Other 'pop-up' collection events were provided across the county, including Arranmore and Tory Island, for Waste Electrical and Electronic Equipment, batteries, hazardous wastes, Christmas trees, etc. Home composting units continue to be subsidised and provide an outlet for domestic biodegradable wastes.

Regulation

The Council issued two new Waste Collection Permits (WCP) and also conducted the Review of 43 existing WCP's in 2011. From February 2012 the process of granting WCP's was



Blue Flag Beaches

Donegal was awarded 12 Blue Flag Awards in 2011 and 13 Blue Flag Awards in 2012 as follows:

Murvagh	Magherawarden (Portsalon)	Lisfannon
Killahoey	Marble Hill	Shroove
Fintra	Rossnowlagh	Bundoran
Carrickfinn	Narin	Culdaff
Downings		

The Council has continued to make a significant investment in securing the retention of Blue Flags at these beaches in 2011 / 2012. This involves water sampling, beach maintenance, signage and the employment of lifeguards.

Water Safety

The Water Safety Development Officer successfully completed Health and Safety audits on many of our beaches. Lifeguards were employed on all Blue Flag Beaches, and

also at both Rathmullan and Downing's beach, over the bathing season. Lifesaving equipment continues to be provided on all beaches, as necessary. In addition, contributions are made to local search and rescue groups in the county. Working relations with the Irish Coastguard were strengthened to improve water safety along the coastline.

Veterinary Services

Food Production

Working under a Service Contract with the Food Safety Authority of Ireland, the Council supervises food premises, including red meat and poultry premises. All animals presented for slaughter for human consumption in red meat abattoirs are inspected by a Veterinary Inspector before slaughter and before the meat is released onto the market. One hundred and twenty two samples were taken in 2011 and 189 samples were taken in 2012 as part of the official control programme.

Dog Control

The Council employs one Kennel Operative and, in co-operation with the Irish Society for the Prevention of Cruelty to Animals, two dog wardens. The dog pound at Glencar Scotch, Letterkenny, opened six days a week and handled 869 dogs in 2011 and 771 in 2012. All dogs entering the Dog Shelter are examined for evidence of ownership and are scanned for microchips. In 2011, 377 dogs were reclaimed or re-homed and 373 were reclaimed or re-homed in 2012.

The number of licences issued in 2011 and 2012 respectively were 7388 and 6966. An online facility to purchase dog licences was introduced in 2011.

With the provisions of the Dog Breeding Establishments Act 2010 coming into effect on the 1st January 2012, the cost of an individual dog licence was increased from €12.70 to €20.00 and the cost of a general dog licence was increased to €400.00.



Civil Defence

Staff and Membership

There is one full time official and the remaining staff are volunteers.

Staff	Volunteers
1 Full Time Official (Civil Defence Officer)	109 volunteers- 59 male, 50 female
	New Enrolments – 2

Emergency Response

Civil Defence continues to support the primary response agencies with Major Emergency Planning.

- ▶ Civil Defence continues to provide the following assistance to the HSE Ambulance Service and Community Support Services during severe weather periods:
 - Collecting patients from ambulances that had gone off the road.
 - Towing ambulances out of the snow and collecting doctors and nurses to take on call outs to housebound patients.
 - Delivering 'Meals on Wheels' to remote villages.
 - Delivering medications to housebound patients.
- ▶ Donegal Civil Defence assisted the Donegal Fire Service in tackling the Gorse Fires throughout Donegal during Spring 2011, whereby Civil Defence Auxiliary Fire Fighters were deployed.
- ▶ Civil Defence assisted An Garda Síochána, Police Service of Northern Ireland (PSNI) and local communities in the search for missing persons.

Non-Emergency Community Assistance

The service to the community continued with assistance provided to a wide range of community events:

No. Community Events	Service Provided	Type of Events	Volunteer Hrs.
59	Stewarding Ambulance & First Aid Traffic Management Water Safety Crowd Control	Community Festivals Fair Days, Sporting Fixtures Raft Races	1650

National Finals 2011

Donegal represented the region in the national Civil Defence finals in Co. Roscommon. The event marked the competitive highlight of the year for 6,000 volunteers. Teams from Galway, Donegal, Sligo, Mayo and Leitrim contested the final which was held at Roscommon Racetrack.

The day long series of real-life challenges included rendering first aid to the injured, comfort to trauma victims, dealing with a collapsed tunnel; and tests in communications, map reading and evacuations. County Galway emerged as the National Winners with Donegal finishing in 2nd place.

Water & Environment Strategic Policy Committee

The Committee met on three occasions in 2011 and five occasions in 2012. Donegal County Council (Control of Horses) Byelaws, 2011 were adopted by the Council on 28th February 2011 and came into effect on 30th March 2011.

Membership

Councillor

Cllr. Noel Mc Bride

Cllr. Martin Harley

Cllr. Ciaran Brogan

Cllr. Patrick Mc Gowan

Cllr. Rena Donaghey

Cllr. Seamus O'Domhnaill

Cllr. Frank Mc Brearty

Cllr. Mick Quinn

Sectoral

Ms. Michelle Hay

Mr. Patrick Kelly

Mr. Michael Boyd

Mr. Brian Brogan

Mr. Michael Carey





Finance and Emergency Services Directorate

Finance

The Council prepares its annual accounts (Annual Financial Statement) in line with the principles of accrual accounting and in adherence to Departmental guidelines and standards.

The Council strives to manage all aspects of its finances to maximise benefit to its customers. This involves stringent budget management of all Capital and Revenue accounts, a focus on cash management, including the expeditious drawdown of grants and payments from Central Government and

the maximisation of discretionary/additional external funding sources.

The accumulated deficit on the Revenue Account is €17,103,244. A net deterioration of €4.8m approx., after eight years of reducing the balance was mainly attributable to under-realisation of Water Charges (€1.3m), net write off of Rates in excess of provision (€1.8m), under-realised external chargeability for staff and projects (€2.9m) and under expenditure in Water Services (€1.2m).

Substantial progress has been made on legacy issues associated with the Capital Account with unfunded balances of some €48.6m

being funded by a term loan of an equal amount, sanctioned by the Department of the Environment, Heritage and Local Government in 2010.

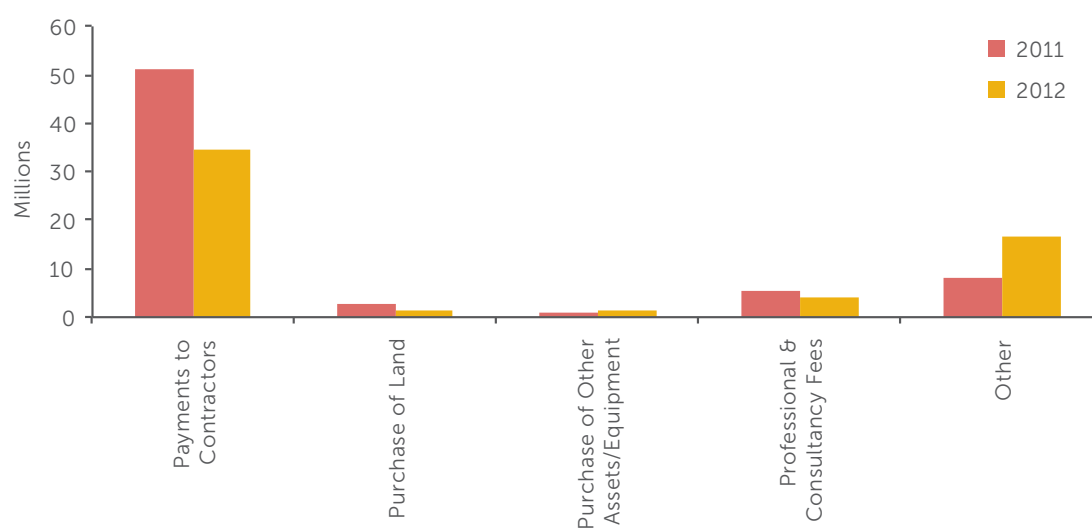
Further work on efficiencies, through greater value being realised from a sharper purchasing and procurement focus, were commenced in 2010 with the objective of creating greater value for money and associated affordability.

A dedicated and pro-active approach to debt management was adopted in 2011 with the formation of the Income Collection Unit, which operated at near full capacity for all of 2012. The 2012 outturn shows a reduction of €1.3m on Rates arrears, €0.5 on Water Charges arrears and an increased cash collection of €2.3m when compared to 2011.

Capital

Major Elements - Expenditure

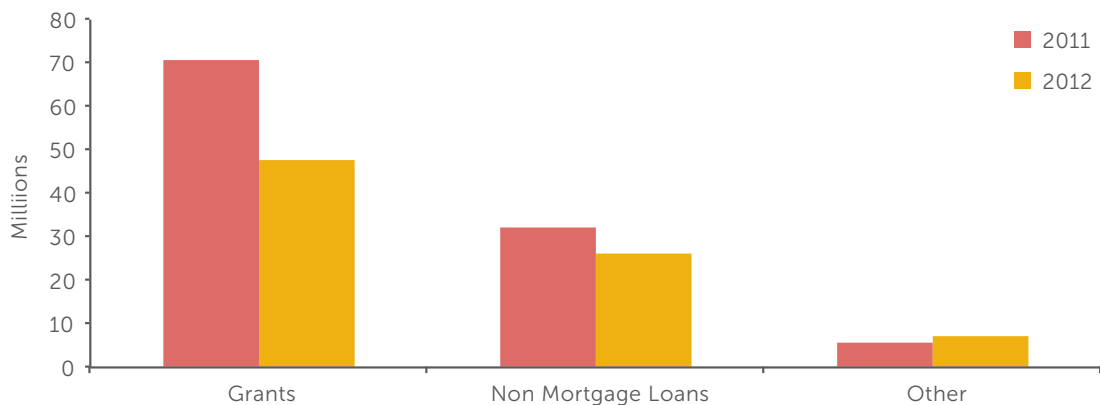
	2011	2012
	€m	€m
Payments to Contractors	51.3	34.4
Purchase of Land	2.7	1.5
Purchase of Other Assets/Equipment	1.0	1.3
Professional & Consultancy Fees	5.2	4.1
Other	8.1	16.7
Total	68.3	58.0



Major Elements - Income

	2011	2012
	€m	€m
Grants	70.8	47.6
Non Mortgage Loans	32.4	26.2
Other	5.8	7.4
Total	109.0	81.2

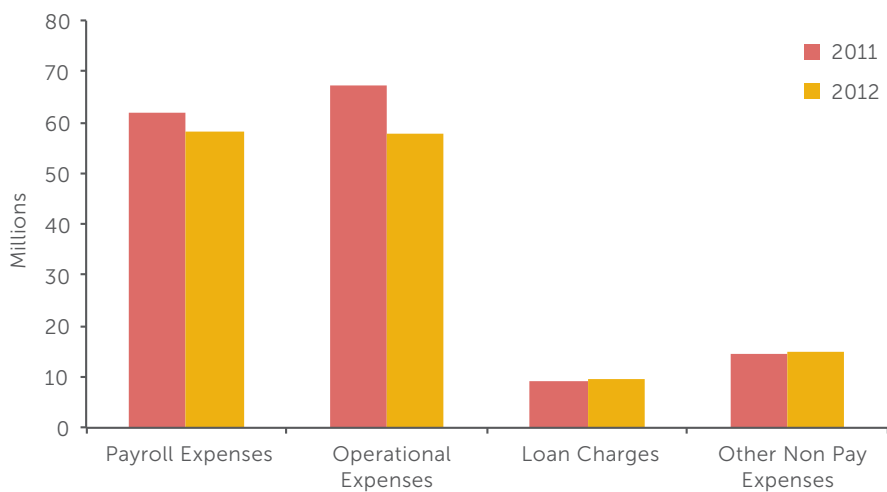
Major Elements - Income



Revenue

Major Elements - Expenditure

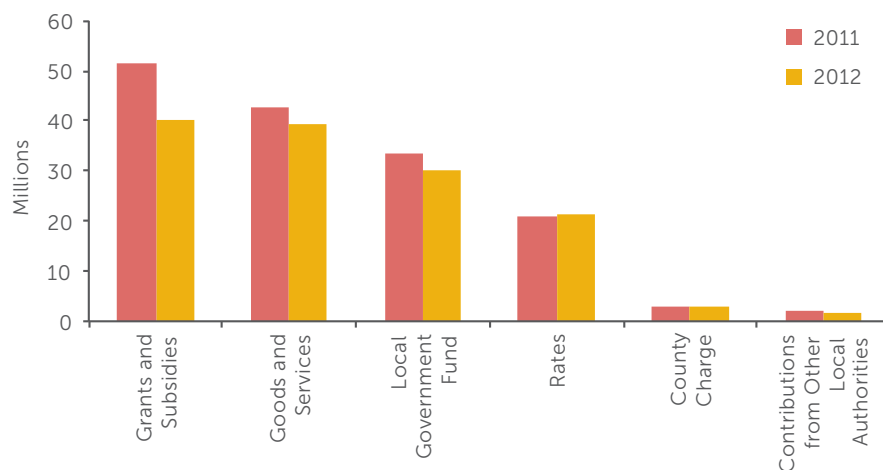
	2011	2012
	€m	€m
Payroll Expenses	62.0	58.2
Operational Expenses	67.4	57.6
Loan Charges	9.2	9.6
Other Non Pay Expenses	14.6	14.8
Total	153.2	140.2



Major Elements - Income

	2011	2012
	€m	€m
Grants and Subsidies	51.3	40.3
Goods and Services	42.8	39.2
Local Government Fund	33.6	30.0
Rates	21.0	21.3
County Charge	2.9	2.9
Contributions from Other Local Authorities	1.9	1.7
Total	153.5	135.4

Major Elements - Income



Fire Service

Donegal Fire Service continues to be actively involved in a broad spectrum of activity in both the operational and fire prevention sectors as detailed in the two tables below. There was a reduction in operational activity of 22.5% during 2012 as against 2011. This was primarily accounted for by a reduction of 172 in the number of wildfires and of 43 in the number of false alarms. Notwithstanding the reduction in the number of incidents the fire

service continues with its essential training and work programmes to ensure that it maintains and retains the capability to discharge its statutory public protection responsibilities. The fire prevention section continues to discharge its fire safety functions through the mechanisms of Fire Safety Certification, licensing, inspections and advice to the Planning Authority and to the public.

Operational Activity

Year	Fires	Road Traffic Collisions	Special Services	False Alarms		Total No. of Incidents
				Malicious	Good Intent	
2012 (Draft)	660	104	15	17	94	890
2011	887	102	31	26	128	1148

Fire Prevention Activity

Activity	2011	2012
Fire Safety Certificates	119	119
Dangerous Substances Licences	9	3
Planning Applications	196	221
Inspections	312	368
Fire Safety Certificate Inspections Validations	89	87

Major Incidents

The number and extent of wildfires that occurred during the latter part of April and the early part of May of 2011, and specifically over the May Day Bank Holiday period of that year, was unprecedented in the history of Donegal Fire Service. The wildfires required brigades to operate beyond their usual area of activity and necessitated assistance from the Air Corp, Army, Civil Defence and the Carrickfinn Airport Fire Service. While no part of the County escaped unscathed from the wildfires, the primary areas of activity were in and around Dungloe, Doochary, Ardara, Muckish, Fanad, Inishowen and Ballyshannon areas. Over a six-day period from the 30th April to the 5th May 2011 the Fire Service responded to a total of 169 wildfires, most of which required multiple brigade interventions and many of which extended over a number of days. During the course of the wildfires the fire service had to maintain its public protection capability and be able to respond to non wildfire requests for assistance. It is estimated that in excess of 550 hectares of forestry were burned, resulting in a loss of about €1,000,000 in addition to substantial areas of bog land. The firefighting operation cost the Fire Service €383,750.00. Thankfully, the spate of prolonged and extensive wildfires was not repeated in 2012 and all the wildfires that year were extinguished using the Fire Services' own resources, with the exception of a forest fire at Glengesh that required Air Corp assistance.

The fire at the disused Railway Hotel in Buncrana on the night of the 21st August 2012 took over 12 hours to extinguish and was fought by brigades from Buncrana, Carndonagh and Letterkenny. The hydraulic platform proved invaluable in the firefighting operation as flame height was approximately 30m and firefighters were unable to access the building due to health and safety concerns.

Training

Training continued throughout the period to update the skills required by the firefighters to enable them to safely and actively participate in fire brigade operations. The

training included breathing apparatus and compartment fire behaviour refresher courses that were held in Dundalk and in Ballinrobe. During October 2011 a Recruits Course was held in Letterkenny to train new firefighters for various brigades in the County. The first ever Sub Officers course organised by Donegal Fire Service was held for Firefighter/Drivers during October 2012. The objective of the course was to impart the skills necessary to enable the Firefighter/Drivers to act as Incident Commanders.

Standard Operational Guidelines (SOGs)

The Standard Operational Guidelines introduced nationally in 2010 continue to be delivered to the brigades throughout the County. The purpose of the Guidelines is to enhance the Health, Safety and Welfare of the members of the Fire Service, other services and the general public at incidents. The Standard Operational Guidelines will, over time, replace the "Brigade and Operational Procedures".

Fire Appliances

Donegal Fire Service took delivery of a new Hydraulic Platform in 2011. The platform is based in Letterkenny Fire Station and provides requested aerial support to the other brigades in the County. The platform has a number of features such as a supplementary air supply and an in-built ground to platform communications system that will enhance the operational capability of the appliance and the health and safety of the crew.

Approval was given by the Department of the Environment, Community and Local Government to a number of Fire Authorities in the CAMP West Region for each to purchase one Class B fire appliance. Galway Fire Authority was the nominated lead agency for the project and delivery of the Donegal appliance was targeted for 2013.

Buncrana Fire Brigade took delivery of a new Nissan Navarra 4 x 4 jeep fitted with a crew cab. This vehicle, along with its 11 sister vehicles that were purchased in 2010, will

be used to enhance fire brigade operations at road traffic collisions, wildfires, adverse weather incidents and at other incidents that require fire brigade intervention.

Long Service Awards

Eight firefighters from various brigades in the County became eligible for the 20 and 30 year Long Service Awards during 2012. The presentations were made at a ceremony in Dublin on the 15th November 2012.

Cross-border Co-Operation and Joint Initiatives

Donegal Fire Service and Northern Ireland Fire & Rescue Service continue their cross border co-operation with regular meetings and discussions to improve operational procedure for joint attendance at incidents.

Cross Border Driving Change Project

Donegal Fire Service was actively involved in the above project along with Cavan, Leitrim, Monaghan and Louth Fire Services and with Northern Ireland Fire and Rescue Service. The purpose of the project was to enhance inter fire service co-operation primarily in the area of road traffic collisions and this was done through a number of joint road traffic collision courses that were held at various locations on both sides of the border. The courses were attended by firefighters from the participating fire services.

The project was also directed at post primary pupils through the medium of education and active participation in various road safety related issues.

A number of Emergency First Responder courses were also held as part of the project and were attended by firefighters from the participating fire services.

Road Safety Awareness

The Fire Service continues to be actively involved with and supportive of the Donegal Road Safety Working Group and of the initiatives that the Group has produced over the past years to reduce the number of road traffic collisions and the consequent injuries and fatalities.

Island Volunteer Fire Service

The programmed provision of fire fighting equipment and training continues on Arranmore and Tory Islands with regular visits from the officers of Dungloe and Gweedore fire brigades to the Islands to maintain and update the skills of the Islands volunteer firefighters. Firefighters from Arranmore and Tory islands took part in separate two day Recruits Refresher courses that were held on Arranmore Island and in Gweedore Fire Station.

Major Emergency Management

The Principal Response Agencies from the North West Regional Working Group hosted a seminar for the voluntary emergency services in Bundoran on the 2nd April 2011. The aim of the seminar was to develop and enhance the links between the Principal Response Agencies and the Voluntary Sector. The participating organisations also displayed some of the specialist vehicles and equipment that are used in their services.

Exercise White Horizon which was a table top event was held in the Local Co-Ordination Centre, Lifford on the 8th November 2011. The simulated scenario was based on a road traffic collision occurring against a backdrop of prolonged severe frost and snow across the County. The Principal Response Agencies were joined by other agencies from both sides of the border.



Civic Honours

Posthumous Award

Donegal County Council bestowed a Posthumous Award to the late Garda Gary McLoughlin at a special ceremony in the County House, Lifford on the 4th May 2012.

Garda McLoughlin lost his life in the line of duty in December 2009, after the patrol car he was driving was struck at Lisfannon, Burt, by an oncoming vehicle travelling at high speed. Garda McLoughlin was 24 years old.

Speaking on behalf of his family at the ceremony Garda McLoughlin's older brother, Enda, said the conferral meant a great deal to the family.

The family of the late Garda McLoughlin were joined by Assistant Garda Commissioner Kieran Kenny, Northern Region; Chief Superintendent James Sheridan, Acting Divisional Officer for Donegal; Superintendent Kevin English, District Officer Buncrana; Superintendent William Johnstone, Superintendent in Buncrana at the time of Garda McLoughlin's death; Garda McLoughlin's Buncrana colleagues and other garda representatives.

Mayor of Donegal, Cllr. Noel McBride, presented Mrs. McLoughlin with a commissioned silver replication of the county badge crafted by Letterkenny designer Geraldine Hannigan that was mounted on a background designed by Fionntan Gogarty.

Mayor McBride said that Garda Gary McLoughlin lost his life whilst carrying out his duty protecting the citizens of our county and that we, in Donegal, wish to acknowledge and honour the service he gave and sacrifice that he made.

This marked the second time the council has bestowed a posthumous honour on a member of An Garda Síochána. They conferred the honour on the late Garda Robert McCallion in June 2010.

Conferral of Freedom of the County

Music legend Daniel O'Donnell was accorded the county's highest honour at a Civic Reception hosted in his honour at the County House, Lifford on 22nd June 2012.

The Mayor of the County, Cllr. Noel McBride, elected members and staff of the Council joined the O'Donnell family and invited guests at the special event to confer the Freedom of County Donegal on Daniel in recognition of his contribution to music at local, national and international level and the ambassadorial role he performs to great effect in the promotion of County Donegal;

Mayor McBride was delighted to confer this tremendous honour on Daniel O'Donnell in recognition of his great achievements in music and as a wonderful ambassador for the county. Mayor said that he hoped the award adequately reflected the great esteem in which Daniel is held by the people of the County for the entertainment and joy his music has given us and the marvellous work he continues to do.

Daniel was the fifth recipient of a badge and pin specially commissioned by the Council. The badge (and lapel pin) is reserved exclusively for those on whom the Freedom of the County is conferred.

Road Safety Working Group

The Mayor of Donegal Cllr. Noel McBride and the elected members hosted a civic reception in honour of the Donegal Road Safety Working Group to mark the groups' success in securing

a major honour for the council for its Road Safe Road Show.

Donegal County Council was named 'Council of the Year at the Local Authority Members' Association (LAMA) awards in February, an award given due to the success of the Road Safe Road Show. The road show is run by the Council led Donegal Road Safety Working Group which was set up in 1997. Thirty people died on the county's roads that year compared to just six in 2011.

The Council was the second in the country to appoint a Road Safety Officer and the first to appoint a Road Safety Engineer.

Speaking at the ceremony Mayor McBride stated that the road show is about saving lives on our roads and has played a huge part in reducing the number of fatalities on our roads.

Findings from research conducted to evaluate the impact of the event shows that it has a powerful and lasting impact on young drivers and positively impacts on their driving behaviour.

Donegal Ladies Football Team

The Donegal Ladies GAA Team were honoured at a civic reception in the County House, Lifford on 20 June 2011 in recognition of their achievement in winning the All Ireland Ladies Intermediate Football Championship in 2010.

The Donegal Ladies GAA Team made history in September 2010 when they defeated Waterford by two points in the All-Ireland Ladies Football Intermediate Championship Final at Croke Park winning the Mary Quinn Memorial Cup.

Team Manager, Michael Naughton formally accepted this presentation on behalf of his team which included R McClafferty, D Toner, D Foley, K Wilson, C Hegarty, M Herron, T McCafferty, A McDonnell, K Guthrie, G Houston, N Hegarty, K Feeney; E Ward, Y McMonagle, G McLaughlin, N Stapleton, K Keeney and R Friel.

The Mayor of Donegal Cllr. Cora Harvey, presented the team with a hand crafted Wall Panel by Joe and Anne Kane, Handmade Ceramics, Falcarragh.

Mayor Harvey commended the team and described these women as great role models and ambassadors for women in sport and that their commitment and dedication to each other was without doubt a key ingredient in winning this title.

Donegal Hurling Team

The Donegal Hurling Team were honoured at a civic reception in the County House, Lifford on 23 July 2012 in recognition of their achievement in winning the Lory Meagher Cup in 2011.

This was a special and historic win for the Donegal Hurlers as the team reached the finals of the Lory Meagher Cup in 2009 and in 2010 but it was not until 2011 that the team achieved this victory with a 70th minute goal from Ciaran Mathewson securing this breathtaking win for Donegal.

The Lory Meagher Cup is an annual hurling competition organised by the GAA since 2009 and is an extension of the All-Ireland Senior Hurling Championship, the premier knock-out hurling competition. The winners of the Lory Meagher Cup are promoted to the Nicky Rackard Cup competition the following year.

This win was the first senior All-Ireland title for the Donegal hurlers and the Mayor of Donegal Cllr. Frank McBrearty remarked on the resilience of the team in their endeavour to win this cup which he described as 'a lesson to all of us'.

Team Manager, Andrew Wallace formally accepted this presentation on behalf of his team which included Paul O'Brien, Shane O'Connor, Colm Breathnach (captain), Ardal McDermott, Jamsie Donnelly, Ciaran Dowds, Joe Boyle, Sean McVeigh, Paul Sheridan, Eugene Organ, Stephen Boyle, Ciaran Mathewson, Mickey McCann, Enda McDermott, Niall Campbell and substitutes Paddy Hannigan, Lee Henderson and Michael McGhee.

The Team were presented with a Painting by Fionntan Gogarty called "After the Game" – mounted with a border incorporating the text of "A Hurlers Prayer" by Seamus Redmond, which the Mayor read to those attending.

Reception for FAI to mark the 2012 Festival of Football and FAI AGM

Donegal County Council hosted a reception for the FAI on 19 July 2012 in the County House, Lifford in recognition of the FAI choosing Donegal as the location for their 2012 Festival of Football and AGM.

FAI officials and well known football personalities including FAI President Paddy McCaul, FAI CEO John Delaney, Republic of Ireland Senior Manager Giovanni Trapattoni, Assistant Manager Marco Tardelli and former Ireland international player, Ray Houghton attended this reception.

In welcoming the FAI the County Manager, Seamus Neely spoke about the Councils working partnership with the FAI which has resulted in excellent programmes being delivered to communities throughout the county. He commended the work of the FAI Development Officers, Trevor Scanlon and Stephen McNutt on programmes such as Football for All, Project Futsal and Show Racism the Red Card. These programmes have a great impact at local level and support the Councils work in terms of helping integration, social inclusion and local community development.

During the Festival of Football FAI officials and well known football personalities visited 32 clubs throughout the county as well as four football fun days in Buncrana, Dungloe, Letterkenny and Donegal Town.

The Mayor of Donegal Cllr. Frank McBrearty also praised the FAI for coming to Donegal and said that the visit by the FAI officials will provide them with an opportunity to meet the many volunteers in the various clubs in Donegal. He said that the effort of these volunteers deserves a special word of thanks as these people continue to play a vital role in our communities in providing safe learning environments for our young people and in the promotion of soccer at a local community level.



Committees

Committees 2011

Mayor

Cllr. Cora Harvey	January 2011 - June 2011
Cllr Noel Mc Bride	June 2011 – December 2011

Deputy Mayor

Cllr. Pádraig MacLochlainn	January 2011 – February 2011
Cllr. Marie Therese Gallagher	February 2011 – June 2011
Cllr. Barry O’ Neill	June 2011 – December 2011

Donegal Electoral Area Committee

- Cllr. John Boyle
- Cllr. Brendan Byrne
- Cllr. Sean McEniff
- Cllr. Barry O’ Neill
- Cllr. John Campbell/Cllr.Thomas Pringle*

(6) Meetings 2011

Glenties Electoral Area Committee

- Cllr. David Alcorn
- Cllr. Pádraig Doherty
- Cllr. Marie T. Gallagher
- Cllr. Seamus O’ Domhnaill
- Cllr. Terence Slowey

(6) Meetings 2011

Inishowen Electoral Area Committee

- Cllr. Mickey Doherty
- Cllr. Rena Donaghey
- Cllr. Martin Farren
- Cllr.Jack Murray/Cllr. Pádraig Mac Lochlainn*
- Cllr.Paul Canning/Cllr. Charlie Mc Conalogue*
- Cllr. Bernard McGuinness
- Cllr. John Ryan

(6) Meetings 2011

Letterkenny Electoral Area Committee

- Cllr. Liam Blaney
- Cllr. Ciaran Brogan
- Cllr. Michael Mc Bride/Cllr. Jimmy Harte*
- Cllr. Dessie Larkin
- Cllr. Noel Mc Bride
- Cllr. Ian Mc Garvey
- Cllr. Mick Quinn

(6) Meetings 2011

Stranorlar Electoral Area Committee

- Cllr. Gerry Crawford
- Cllr. Martin Harley
- Cllr. Cora Harvey
- Cllr. Frank Mc Brearty
- Cllr. Patrick McGowan

(6) Meetings 2011

Corporate Policy Group

- Cllr. Ciaran Brogan
- Cllr. Dessie Larkin
- Cllr. Pádraig Mac Lochlainn/Cllr. Jack Murray*
- Cllr. Noel Mc Bride/Cllr. Martin Harley
- Cllr. Thomas Pringle/Cllr. John Campbell*

(10) Meetings 2011

Donegal Local Traveller Accommodation Consultative Committee

- Cllr. Ciaran Brogan
- Cllr. Frank Mc Brearty
- Cllr. Michael Mc Bride/ Cllr. Jimmy Harte*
- Cllr. Cora Harvey
- Cllr. Paul Canning/Cllr. Dessie Larkin
- Cllr. Barry O’ Neill

Council Officials

- Director of Housing and Building
- Mr. Patrick Mc Laughlin, Divisional Manager
- Mr. Fergus Mc Ateer, Traveller Liaison Officer

Traveller Representatives

- Ms. Siobhan Mc Laughlin
- Ms. Paula Leonard
- Mr. Hughie Friel

(4) Meetings 2011

Rural Water Monitoring Committee

- Cllr. Rena Donaghey
- Cllr. Ciaran Brogan
- Cllr. Frank Mc Brearty
- Cllr. Mickey Doherty

Representatives – Group Water Schemes

- Mairead Diggins, Tullydish No 1 GWS
- Joe Brannigan, Owenteskna GWS
- Liam Mc Dermott Three Glens GWS

Representatives – Rural Organisations

- George O’ Hagan, Irish Farmers’ Association
- James O’ Donnell, Irish Creamery Milk Suppliers’ Assoc

(3) Meetings 2011

Coiste Na Gaeilge

- Cllr. David Alcorn
- Cllr. Brendan Byrne
- Cllr. Marie T. Gallagher
- Cllr. Seamus O’ Domhnaill
- Cllr. Paul Canning/Cllr. Charlie Mc Conalogue*
- Cllr. Padraig Doherty
- Cllr. John Campbell/Cllr. Thomas Pringle*
- Cllr. John Boyle
- Cllr. Mick Quinn

(2) Meetings 2011

Audit Committee

- Cllr. Seamus O’ Domhnaill
- Mr. Enda Bonner

Co Manager’s Nominees

- Mr. Ian Ireland
- Mr. Donal Mc Laughlin
- Mr. John Andy Bonar

(4) Meetings 2011

Donegal Joint Policing Committee

Inishowen Electoral Area

Cllr. Bernard Mc Guinness

Cllr. Mickey Doherty

Cllr. Rena Donaghey/Cllr. Charlie Mc Conalogue*

Donegal Electoral Area

Cllr. Sean Mc Eniff

Cllr. John Campbell/Cllr. Thomas Pringle*

Stranorlar Electoral Area

Cllr. Frank Mc Brearty

Cllr. Patrick Mc Gowan

Cllr. Gerry Crawford

Letterkenny Electoral Area

Cllr. Liam Blaney

Cllr. Noel Mc Bride/Cllr. M. Mc Bride

Cllr. Mick Quinn

Glenties Electoral Area

Cllr. David Alcorn

Cllr. Seamus O’ Domhnaill

Cllr. Marie T. Gallagher

Mayor as Ex-Officio Member

(4) Meetings 2011

Islands Committee

- Members Glenties Electoral Area
- Members Letterkenny Electoral Area

Representatives in an advisory capacity

- Mr. Diarmuid O Mordha (Gnothai Pobail Tuaithe agus Gaeltachta)
- Ms. Marie Ni Fhearraigh (Islands Council)

Islands

Owey Island

Mr. William Boyle

Rutland Island

Mr. Michael Boyle

Inis Caorach Island

Mr. Hughie Gallagher

Island Roy

Ms. Maire Uí Dochartaigh

Gola

Mr. Owenie McBride

Inishboffin

Mr. John O'Brien

Tory

Ms. Bridget Mc Garvey

Aranmore

Mr. Seamus Bonner

Inisfree

Mr. Naul McCole

Aranmore

Ms. Noírín Uí Mhaoldomhnaigh

Inis-shinney

Mr. Seamus Rodgers

(3) Meetings 2011

Coiste Logainmneacha/Placenames Committee

Electoral Area Nominees

Donegal	Cllr. Thomas Pringle/ Cllr. John Boyle*
Glenties	Cllr. Séamus O' Domhnaill
Inishowen	Cllr. Mickey Doherty
Letterkenny	Cllr. Dessie Larkin
Stranorlar	Cllr. Martin Harley

Town Councils

Letterkenny Town Council	Cllr. Jim Lynch
Buncrana Town Council	Cllr. Joseph Doherty
Bundoran Town Council	Cllr. Philip Mc Glynn
Ballyshannon Town Council	Cllr. Florence Doherty

Placenames Experts

Ms. Mary Conlon – Cumann Staire Thír Chonaill

Mr. Vincent O'Donnell – Donegal Historical Society

Mr. Niall Mac Fhionnghaile – Donegal Heritage Society

Representatives of Statutory Agencies: - (in an advisory capacity)

Mr. Paul Herrity	An Post
Mr. Pauric Sheerin	H.S.E (Ambulance Service)
Sgt. Sarah Hargadon	An Garda Síochána
Mr. John Masterson	Irish Architects Association
Mr. Séamus Mac Brearty	Community Representative
Mr. Diarmad Ó Mórdha	An Roinn Gnóthai Pobail, Tuaithe agus Gaeltachta

(0 Meetings 2011)

Cultural Committee

Elected Member

Nominee

Inishowen

Cllr. Mickey Doherty	-
Cllr. Rena Donaghey	Ms. Rosemary Dunne
Cllr. Martin Farren	Dr. Don Mc Ginley
Cllr. Charlie Mc Conalogue	Cllr. Joe Doherty
Cllr. Bernard Mc Guinness	-
Cllr. John Ryan	Mrs. Una Sheridan

Donegal

Cllr. John Boyle	-
Cllr. Brendan Byrne	Mr. James Mc Brearty
Cllr. Sean Mc Eniff	Mr. Harry Jordon
Cllr. Barry O' Neill	-
Cllr. Thomas Pringle	Mr. Sean O' Beirne

Glenties

Cllr. David Alcorn	Mr. Naul Mc Cole
Cllr. Pádraig Doherty	Mr. Joe Mc Fadden
Cllr. Marie T. Gallagher	-
Cllr. Seamus O' Domhnaill	Mr. Vincent Breslin
Cllr. Terence Slowey	Ms. Nora Breslin

Letterkenny

Cllr. Liam Blaney	Mr. John McConigley
Cllr. Ciaran Brogan	Ms. Ann Mc Gowan
Cllr. Jimmy Harte	Mr. Peadar Mc Daid
Cllr. Dessie Larkin	Mr. Brian Gallagher
Cllr. Noel Mc Bride	Ms. Eithne McFadden
Cllr. Ian Mc Garvey	-
Cllr. Mick Quinn	-

Stranorlar

Cllr. Gerry Crawford	Ms. Belinda Mehaffey
Cllr. Martin Harley	-
Cllr. Cora Harvey	-
Cllr. Frank Mc Brearty	Ms. Lisa Finn
Cllr Patrick Mc Gowan	Mr. Conor Malone

(2) Meetings 2011

* Co-options 2011

Committees 2012

Mayor

Cllr. Noel Mc Bride	January 2012 – June 2012
Cllr Frank Mc Brearty	June 2012 - December 2012

Deputy Mayor

Cllr. Barry O' Neill	January 2012 - June 2012
Cllr. Martin Farren	June 2012 – December 2012

Donegal Electoral Area Committee

- Cllr. John Boyle
- Cllr. Brendan Byrne
- Cllr. Sean McEniff
- Cllr. Barry O' Neill
- Cllr. John Campbell

(6) Meetings 2012

Glenties Electoral Area Committee

- Cllr. David Alcorn
- Cllr. Pádraig Doherty
- Cllr. Marie T. Gallagher
- Cllr. Seamus O' Domhnaill
- Cllr. Terence Slowey

(5) Meetings 2012

Inishowen Electoral Area Committee

- Cllr. Mickey Doherty
- Cllr. Rena Donaghey

- Cllr. Martin Farren
- Cllr. Jack Murray
- Cllr. Paul Canning
- Cllr. Bernard McGuinness
- Cllr. John Ryan

(6) Meetings 2012

Letterkenny Electoral Area Committee

- Cllr. Liam Blaney
- Cllr. Ciaran Brogan
- Cllr. Michael Mc Bride
- Cllr. Dessie Larkin
- Cllr. Noel Mc Bride
- Cllr. Ian Mc Garvey
- Cllr. Mick Quinn

(6) Meetings 2012

Stranorlar Electoral Area Committee

- Cllr. Gerry Crawford
- Cllr. Martin Harley
- Cllr. Cora Harvey
- Cllr. Frank Mc Brearty
- Cllr. Patrick McGowan

(6) Meetings 2012

Corporate Policy Group

- Cllr. Ciaran Brogan
- Cllr. Dessie Larkin
- Cllr. Pádraig Mac Lochlainn
- Cllr. Noel Mc Bride

- Cllr. Thomas Pringle
- Mayor of the Day

(11) Meetings 2012

Donegal Local Traveller Accommodation Consultative Committee

- Cllr. Ciaran Brogan
- Cllr. Frank Mc Brearty
- Cllr. Michael Mc Bride
- Cllr. Cora Harvey
- Cllr. Paul Canning
- Cllr. Barry O' Neill

Council Officials

- Director of Housing and Building
- Mr. Patrick Mc Laughlin, Divisional Manager
- Mr. Fergus Mc Ateer, Traveller Liaison Officer

Traveller Representatives

- Ms Siobhan Mc Laughlin
- Ms. Paula Leonard
- Mr. Hughie Friel

(3) Meetings 2012

Rural Water Monitoring Committee

- Cllr. Rena Donaghey
- Cllr. Ciaran Brogan
- Cllr. Frank Mc Brearty
- Cllr. Mickey Doherty

Representatives – Group Water Schemes

- Mairead Diggins, Tullydish No 1 GWS
- Joe Brannigan, Owenteskna GWS
- Liam Mc Dermott Three Glens GWS

Representatives – Rural Organisations

- George O' Hagan, Irish Farmers' Association
- James O' Donnell, Irish Creamery Milk Suppliers' Assoc

(1) Meeting 2012

Coiste Na Gaeilge

- Cllr. David Alcorn
- Cllr. Brendan Byrne
- Cllr. Marie T. Gallagher
- Cllr. Seamus O' Domhnaill
- Cllr. Paul Canning

- Cllr. Padraig Doherty
- Cllr. John Campbell/Ian Mc Garvey
- Cllr. John Boyle
- Cllr. Mick Quinn

(3) Meetings 2012

Audit Committee

- Cllr. Seamus O' Domhnaill
- Mr. Enda Bonner

Co Manager's Nominees

- Mr. Ian Ireland
- Mr. Donal Mc Laughlin
- Mr. John Andy Bonar

(4) Meetings 2012

Donegal Joint Policing Committee

Inishowen Electoral Area

- Cllr. Bernard Mc Guinness
- Cllr. Mickey Doherty
- Cllr. Rena Donaghey

Donegal Electoral Area

- Cllr. Sean Mc Eniff
- Cllr. John Campbell

Stranorlar Electoral Area

- Cllr. Frank Mc Brearty/Cllr. Martin Harley
- Cllr. Patrick Mc Gowan
- Cllr. Gerry Crawford

Letterkenny Electoral Area

- Cllr. Liam Blaney
- Cllr. Noel Mc Bride/Cllr. M. Mc Bride
- Cllr. Mick Quinn

Glenties Electoral Area

- Cllr. David Alcorn/Cllr. Paul Canning
- Cllr. Seamus O' Domhnaill
- Cllr. Marie T. Gallagher
- Mayor as Ex-Officio Member

(3) Meetings 2012

Islands Committee

- Members Glenties Electoral Area
 - Members Letterkenny Electoral Area
- Representatives in an advisory capacity

- Mr. Diarmuid O Mordha (Gnothai Pobail Tuaithe agus Gaeltachta)
- Ms. Marie Ni Fhearraigh (Islands Council)

Islands

Owey Island

Mr. William Boyle

Rutland Island

Mr. Michael Boyle

Inis Caorach Island

Mr. Hughie Gallagher

Island Roy

Ms. Maire Ui Dochartaigh

Gola

Mr. Owenie McBride

Inishboffin

Mr. John O Brien

Tory

Ms. Bridget Mc Garvey

Aranmore

Mr. Seamus Bonner

Inisfree

Mr. Naul McCole

Aranmore

Ms Noirín Ui Mhaoldomhnaigh

Inis-shinney

Mr. Seamus Rodgers

(2) Meetings 2012

Coiste Logainmneacha/Placenames Committee

Electoral Area Nominees

Donegal	Cllr. John Boyle/Cllr. Sean Mc Eniff
Glenties	Cllr. Séamus O' Domhnaill
Inishowen	Cllr. Mickey Doherty
Letterkenny	Cllr. Dessie Larkin
Stranorlar	Cllr. Martin Harley

Town Councils

Letterkenny Town Council	Cllr. Jim Lynch
Buncrana Town Council	Cllr. Joseph Doherty
Bundoran Town Council	Cllr. Philip Mc Glynn
Ballyshannon Town Council	Cllr. Florence Doherty

Placenames Experts

Ms. Mary Conlon – Cumann Staire Thír Chonail

Mr. Vincent O'Donnell – Donegal Historical Society

Mr. Niall Mac Fhionnghaile – Donegal Heritage Society

Representatives of Statutory Agencies: - *(in an advisory capacity)*

Mr. Paul Herrity	An Post
Mr. Pauric Sheerin	H.S.E (Ambulance Service)
Sgt. Sarah Hargadon	An Garda Síochána
Mr. John Masterson	Irish Architects Association
Mr. Séamus Mac Brearty	Community Representative
Mr. Diarmad Ó Mórdha	An Roinn Gnóthai Pobail, Tuaithe agus Gaeltachta

(0 Meetings 2012)

Representation on External Bodies 2011 2012

Vocational Education Committee (9)

- Cllr. David Alcorn
- Cllr. Brendan Byrne
- Cllr. Pádraig Doherty
- Cllr. Martin Farren
- Cllr. Jack Murray replaced Cllr Cora Harvey (30/05/11)
- Cllr. Dessie Larkin
- Cllr. P. Mc Gowan replaced Cllr. C. Mc Conalogue (28/03/11)
- Cllr. Ian Mc Garvey
- Cllr. Barry O' Neill

- Ms. Mary Ellen Orpen
- Ms. Marietta Herraghty
- Mr. Peter Cutliffe
- Mr. Oliver Mc Devitt

Regional Health Forum (5)

- Cllr. Ciaran Brogan
- Cllr. Liam Blaney
- Cllr. Michael Mc Bride replaced Cllr. Jimmy Harte (30/05/11)
- Cllr. Frank Mc Brearty
- Cllr. Bernard Mc Guinness

Border Regional Authority (7)

- Cllr. John Boyle
- Cllr. Gerry Crawford
- Cllr. Rena Donaghey
- Cllr. Marie Therese Gallagher
- Cllr. Seamus O' Domhnaill
- Cllr. Paul Canning replaced Cllr. C. Mc Conalogue (28/03/11)
- Cllr. Terence Slowey

Election of Representatives to Operational Committee of the Border Regional Authority (2) plus Mayor of the Day

- Cllr. Paul Canning replaced Cllr. C. Mc Conalogue (28/03/11)

Mayor of the day

Election of Representatives to BMW Regional Assembly (3)

- Cllr. Marie Therese Gallagher
- Cllr. Paul Canning replaced Cllr. C. Mc Conalogue (28/03/11)
- Cllr. Terence Slowey

Donegal County Enterprise Board (3) plus Mayor of the Day

- Cllr. Ciaran Brogan
- Cllr. Seamus O' Domhnaill
- Cllr. John Ryan

Mayor of the Day

County Development Board (SPC Chairs plus Mayor of the Day)

- Cllr. Ciaran Brogan
- Cllr. Dessie Larkin
- Cllr. Cora Harvey replaced Cllr. Jack Murray (31/01/12), replaced Cllr. Pádraig Mac Lochlainn (21/03/11)
- Cllr. Martin Harley replaced Cllr. Noel Mc Bride (25/07/11)
- Cllr. John Campbell replaced Cllr. Thomas Pringle (28/03/11)

Mayor of the Day

Election of Representatives to County Enterprise Fund (2)

- Mr. Enda Bonner.
- Ms. Marian Mc Donald

Association of County and City Councils (3)

- Cllr. Liam Blaney
- Cllr. Padraig Doherty
- Cllr. Patrick Mc Gowan

Local Authority Membership Association Delegate (1)

- Cllr. David Alcorn

Inishowen Development Partnership Company (3)

- Cllr. Mickey Doherty
- Cllr. Rena Donaghey
- Cllr. Martin Farren

Donegal Local Development Company (3)

- Cllr. Martin Harley
- Cllr. Sean Mc Eniff
- Cllr. Patrick Mc Gowan

Meitheal Forbartha na Gaeltachta Teo (1)

- Cllr. Seamus O' Domhnaill

North West River Basin Advisory Committee (2)

- Cllr. Patrick Mc Gowan
- Cllr. Dessie Larkin

ERNACT (2)

- Cllr. Rena Donaghey
- Cllr. Martin Farren

Irish Public Bodies Mutual Insurances Ltd. (1)

- Cllr. Sean Mc Eniff

North West Region Cross Border Group Ltd (6)

- Cllr. Jack Murray replaced Cllr. P. Mac Lochlainn (28/03/11)
- Cllr. Patrick Mc Gowan
- Cllr. Bernard Mc Guinness
- Cllr. Paul Canning replaced Cllr. C. Mc Conalogue (28/03/11)
- Cllr. John Ryan

- Cllr. Martin Farren

Irish Central Border Area Network Ltd (2)

- Cllr. David Alcorn
- Cllr. Brendan Byrne

Donegal Local Sports Partnership (4)

- Cllr. Liam Blaney
- Cllr. Dessie Larkin
- Cllr. Frank Mc Brearty
- Cllr. Seamus O' Domhnaill

Donegal Peace 111 Partnership Board (3)

- Cllr. Ciaran Brogan
- Cllr. Dessie Larkin
- Cllr. John Campbell as Chair of Community, Culture & Enterprise

Representative and Substitute to Conference of Peripheral Maritime Regions (C.P.M.R.)

Existing Representative

Cllr. Brendan Byrne

Existing Substitute

Cllr. Liam Blaney

L.A.T.C.H. Ltd (3)

- Cllr. Gerry Crawford
- Cllr. Cora Harvey
- Cllr. Patrick Mc Gowan

Colmcille Heritage Trust (5)

- Mr. Joseph Gallagher
- Mr. Barry Mc Daid
- Mr. Hugh Mc Daid
- Cllr. Mick Quinn
- Mr. Seamus Rodgers

Representative to Erne Enterprise Development Company (1)

- Cllr. Brendan Gallagher, Ballyshannon Town Council

Representatives to Lifford Development Limited (2)

- Cllr. Gerry Crawford
- Mr. Charlie Friel

Representatives to Lifford/Clonleigh Resource Centre (2)

- Ms. Mary Mc Gavigan
- Ms. Mary Mc Intyre

City of Derry Airport Committee (4)

- Cllr. Ciaran Brogan
- Cllr. Martin Farren
- Cllr. Jack Murray replaced Cllr. P. Mac Lochlainn (28/03/11)
- Cllr. Paul Canning replaced Cllr. C. Mc Conalogue (28/03/11)

Board of Fort Dunree Military Museum (3)

- Cllr. John Boyle
- Cllr. Rena Donaghey
- Cllr. Paul Canning replaced Cllr. C. Mc Conalogue (28/03/11)

Earagail Arts Festival Management Company Ltd. (3)

- Cllr. Liam Blaney
- Cllr. Dessie Larkin
- Cllr. Seamus O' Domhnaill

Letterkenny Theatre Management Company Ltd. (2)

- Mr. Bernard Mc Glinchey
- Mr. Terry Mc Eniff

Representatives on Management Committee of Ballyshannon Leisure Centre (2)

- Cllr. Billy Grimes, Ballyshannon Town Council
- Cllr. Sean Mc Eniff

Donegal Ancestry Centre (2)

- Cllr. Liam Blaney
- Cllr. Noel Mc Bride

Disability Strategy Group (1)

- Cllr. Rena Donaghey

Strabane Lifford Development Commission

- Cllr. Gerry Crawford

Cross Border Rail Group (2)

- Cllr. Cora Harvey
- Cllr. Patrick Mc Gowan

Strengthening Families Programme Advisory Board NW Alcohol Forum (2)

- Cllr. Cora Harvey

Finn Valley Leisure Centre Ltd (4)

- Cllr. Cora Harvey
- Cllr. Patrick Mc Gowan
- Cllr. Cllr. Frank Mc Brearty
- Cllr. Martin Harley

Citizenship Project Community Awareness Programme Cross Border Stakeholder Group (2)

- Cllr. Cora Harvey
- Cllr. Terence Slowey

Interreg IVA Gobbins/Sliabh Liag Project Board (2)

- Cllr. Brendan Byrne
- Cllr. John Boyle

Strabane/Lifford Riverine Project Steering Group (2)

- Cllr. Gerry Crawford
- Cllr. Frank Mc Brearty

Interreg River Links Project Steering Group (4)

- Cllr. Martin Harley
- Cllr. Cora Harvey
- Cllr. Patrick Mc Gowan
- Cllr. Frank Mc Brearty

Meetings of Donegal County Council 2011-2012

	2011	2012
Council	10	10
Adjourned	4	6
Special	4	1
Budget	1	1
Annual General Meeting	1	1
Total	20	19

Membership of Strategic Policy Committees 2011

Housing & Corporate SPC

County Council

Cllr. Dessie Larkin

Cllr. Rena Donaghey

Cllr. Noel Mc Bride

Cllr. John Boyle

Cllr. Jimmy Harte/Cllr. Michael Mc Bride

Cllr. Cora Harvey

Sectoral

Ms Anne Wilkinson

Mr. John Gildea

Ms. Paula Leonard

Town Council

Cllr. Mary Kelly, Buncrana Town Council

(5) Meetings 2011

Roads & Transportation SPC

County Council

Cllr. Jack Murray

Cllr. Liam Blaney

Cllr. Sean Mc Eniff

Cllr. Martina Harley

Cllr. Mickey Doherty

Cllr. Pádraig Doherty

Cllr. Martin Farren

Sectoral

Mr. Brian Sweeney

Mr. William Monagle

Mr. Lawrence
McManus

Mr. Stephen Cahill

Town Council

Cllr. Gerry Mc Monagle, Letterkenny Town Council

(2) Meetings 2011

Planning & Economic Development SPC

County Council

Cllr. Ciaran Brogan

Cllr. David Alcorn

Cllr. Brendan Byrne

Cllr. Charlie Mc Conalogue

Cllr. Paul Canning

Cllr. Bernard Mc Guinness

Sectoral

Mr. Eamonn
Stenson

Mr. Barry
Mc Memamin

Mr. Seamus
Mac Ruairi

Mr. James Trearty

Mr. Eoin Doyle

Mr. Louis Mc Gee

Cllr. John Ryan

Cllr. John Boyle

Cllr. Terence Slowey

Cllr. Ian Mc Garvey

Cllr. Seamus O' Domhnaill

Cllr. JimmyHarte/

Cllr. Michael Mc Bride

Cllr. Marie. T. Gallagher

Cllr. Frank Mc Brearty

Town Council

Cllr. Eamonn Barrett, Bundoran Town Council

(1) Meeting 2011

Water & Environment SPC

County Council

Cllr. Noel Mc Bride/

Cllr. Martin Harley

Cllr. Ciaran Brogan

Cllr. Patrick Mc Gowan

Cllr. Rena Donaghey

Cllr. Seamus O' Domhnaill

Cllr. Frank Mc Brearty

Cllr. Mick Quinn

Sectoral

Mr. Michael Boyd

Mr. Pat Kelly

Ms Michelle Hay

Mr. Brian Brogan

Town Council

To be confirmed

(3) Meetings 2011

Community, Cultural & Enterprise SPC

County Council

Cllr. Thomas Pringle/

Cllr. John Campbell

Cllr. Gerry Crawford

Cllr. Dessie Larkin

Cllr. Charlie Mc Conalogue/

Cllr. Paul Canning

Cllr. Bernard Mc Guinness

Sectoral

Mr. Paul Mc Gee

Mr. Michael
Mac Aoidh

Mr. Floran Mc Gee

Mr. Mickey Mullen

Cllr. Barry O' Neill
Cllr. Marie T. Gallagher

Town Council

Cllr. Eugene Dolan, Ballyshannon Town Council

(4) Meetings 2011

Cultural Committee

Elected Member

Nominee

Inishowen

Cllr. Mickey Doherty	-
Cllr. Rena Donaghey	Ms. Rosemary Dunne
Cllr. Martin Farren	Dr. Don Mc Ginley
Cllr. Paul Canning	Cllr. Joe Doherty
Cllr. Bernard Mc Guinness	-
Cllr. John Ryan	Mrs. Una Sheridan

Donegal

Cllr. John Boyle	-
Cllr. Brendan Byrne	Mr. James Mc Brearty
Cllr. Sean Mc Eniff	Mr. Harry Jordon
Cllr. Barry O' Neill	-
Cllr. John Campbell	Mr. Sean O' Beirne

Glenties

Cllr. David Alcorn	Mr. Naul Mc Cole
Cllr. Pádraig Doherty	Mr. Joe Mc Fadden
Cllr. Marie T. Gallagher	-
Cllr. Seamus O' Domhnaill	Mr. Vincent Breslin
Cllr. Terence Slowey	Ms. Nora Breslin

Letterkenny

Cllr. Liam Blaney	Mr. John Mc Conigley
Cllr. Ciaran Brogan	Ms. Ann Mc Gowan
Cllr. Michael Mc Bride	Mr. Peadar Mc Daid
Cllr. Dessie Larkin	Mr. Brian Gallagher
Cllr. Noel Mc Bride	Ms. Eithne Mc Fadden
Cllr. Ian Mc Garvey	-
Cllr. Mick Quinn	-

Stranorlar

Cllr. Gerry Crawford	Ms. Belinda Mehaffey
Cllr. Martin Harley	-
Cllr. Cora Harvey	-
Cllr. Frank Mc Brearty	Ms. Lisa Finn
Cllr Patrick Mc Gowan	Mr. Conor Malone

(4) Meetings 2012

Donegal County Council Value For Money Committee

- Cllr Brendan Byrne
- Cllr Gerry Crawford
- Cllr Seamus O' Domhnaill
- Cllr Barry O' Neill
- Cllr John Ryan
- Cllr Frank Mc Brearty/Cllr. Martin Farrren
- Cllr Jack Murray
- Cllr Terence Slowey

- Mayor of the Day

(2) Meetings 2012

Membership of Strategic Policy Committees 2012

Housing & Corporate SPC

County Council

Cllr. Dessie Larkin
Cllr. Rena Donaghey
Cllr. Noel Mc Bride
Cllr. John Boyle
Cllr. Michael Mc Bride
Cllr. Jack Murray/Cllr. Cora Harvey

Sectoral

Ms Anne Wilkinson
Mr. John Gildea
Ms. Paula Leonard

Town Council

Cllr. Mary Kelly, Buncrana Town Council
(5) Meetings 2012

Roads & Transportation SPC

County Council

Cllr. Cora Harvey/
Cllr. Jack Murray
Cllr. Liam Blaney
Cllr. Sean Mc Eniff

Sectoral

Mr. Brian Sweeney
Mr. Stephen Cahill
Mr. William Monagle
Mr. Lawrence
Mc Manus

Cllr. Martina Harley
Cllr. Mickey Doherty
Cllr. Pádraig Doherty
Cllr. Martin Farren

Town Council

Cllr. Gerry Mc Monagle, Letterkenny Town Council
(2) Meetings 2012

Planning & Economic Development SPC

County Council

Cllr. Ciaran Brogan

Cllr. David Alcorn

Cllr. Brendan Byrne

Cllr. Paul Canning
Cllr. Bernard McGuinness
Cllr. John Ryan

Sectoral

Mr. Eamonn
Stenson
Mr. Barry
Mc Memamin
Mr. Seamus
Mac Ruairi
Mr. James Trearty
Mr. Eoin Doyle
Mr. Louis Mc Gee

Cllr. John Boyle
Cllr. Terence Slowey
Cllr. Ian Mc Garvey
Cllr. Seamus O' Domhnaill
Cllr. JimmyHarte/
Cllr. Michael Mc Bride
Cllr. Marie. T. Gallagher
Cllr. Frank Mc Brearty

Town Council

Cllr. Eamonn Barrett, Bundoran Town Council
(1) Meeting 2012

Water & Environment SPC

County Council

Cllr. Martin Harley
Cllr. Ciaran Brogan
Cllr. Patrick Mc Gowan
Cllr. Rena Donaghey
Cllr. Seamus O' Domhnaill
Cllr. Frank Mc Brearty
Cllr. Mick Quinn

Sectoral

Mr. Michael Boyd
Mr. Pat Kelly
Mr. Brian Brogan
Ms Michelle Hay

Town Council

To be confirmed
(5) Meetings 2012

Community, Cultural & Enterprise SPC

County Council

Cllr. John Campbell
Cllr. Gerry Crawford
Cllr. Dessie Larkin
Cllr. Paul Canning

Sectoral

Mr. Paul Mc Gee
Mr. Floran Mc Gee
Mr. Mickey Mullen
Mr. Michael
Mac Aoidh

Cllr. Bernard Mc Guinness
Cllr. Barry O' Neill
Cllr. Marie T. Gallagher

Town Council

Cllr. Eugene Dolan, Ballyshannon Town Council
(3) Meetings 2012
Co-options 2012*

Conference Attendance 2011

(1) Irish Renewable Energy Seminar, Dundalk 20th January, 2011 Attendees	(1)	(13) Renewable Energy Seminar, Tralee, 19th - 21st August, 2011 Attendees	(3)
(2) AMAI, Spring Seminar, Bantry 11th - 12th February, 2011 Attendees	(4)	(14) AMAI Annual Conference, Trim 8th - 10th September, 2011 Attendees	(3)
(3) Professional Development for Councillors, TGR Seminars, Westport 18th - 20th February, 2011 Attendees	(1)	(15) Water Metering Seminar, Dundalk 9th - 11th September, 2011 Attendees	(2)
(4) Colmcille Winter School, Gartan 25th - 27th February, 2011 Attendees	(1)	(16) LAMA, Dungarvan 23rd - 24th September, 2011 Attendees	(11)
(5) Carlow Tourism Conference, Carlow 3rd -5th March, 2011 Attendees	(1)	(17) Housing Seminar, Westport 14th - 16th October, 2011 Attendees	(1)
(6) Employment Seminar, Galway 4th - 6th March 2011 Attendees	(1)	(18) Taxation Seminar, Roscarberry 22nd - 24th October, 2011 Attendees	(4)
(7) Equal Status Seminar, Westport 18th - 20th March 2011 Attendees	(2)	(19) Role of The Councillor in Education and the Community, Meath 28th - 29th October, 2011 Attendees	(1)
(8) ACCC Annual Conference, Tullamore 24th - 25th March, 2011 Attendees	(6)	(20) Rights of Way Seminar, Galway 4th - 6th November, 2011 Attendees	(2)
(9) IPA Planning Seminar, Sligo 8th April, 2011 Attendees	(3)	(21) Local Government Budget 2012, Bunclody 18th - 20th November, 2011 Attendees	(5)
(10) RJK Energy Symposium, Drumshanbo 27th - 29th April, 2011 Attendees	(1)	(22) Clare Tourist Council, Ennistymon 24th - 26th November, 2011 Attendees	(7)
(11) LAMA Spring Seminar, Dundalk 29th - 30th April, 2011 Attendees	(8)	(23) Public Sector Expenditure Seminar, Galway 6th - 8th December, 2011 Attendees	(1)
(12) Elected Member's Responsibilities Seminar, Galway 10th - 12th June, 2011 Attendees	(3)	(24) Local Government Charges, Galway 16th - 18th December, 2011 Attendees	(4)

Conference Attendance 2012

(1) TJK Local Government Seminar, Limerick

27th-29th January, 2012

Attendees

(1)

(10) Local Media & the Councilor, Skibbereen

20th - 21st July, 2012

Attendees

(2)

(2) AMAI Spring Seminar, Cavan

10th-11th February, 2012

Attendees

(5)

(11) Employment Seminar, Rosscarberry

10th - 12th, August, 2012

Attendees

(3)

(3) Mid West Regional Authority, Ennistymon

16th - 17th February, 2012

Attendees

(1)

(12) Local Government & Arts Seminar, Virginia

17th - 19th August, 2012

Attendees

(3)

(4) Colmcille Winter School, Gartan

24th-26th February, 2012

Attendees

(9)

(13) Housing Seminar, Tallaght

20th - 21st September, 2012

Attendees

(1)

(5) LAMA Spring Seminar, Waterford

13th-14th April, 2012

Attendees

(8)

(14) LAMA Seminar, Letterkenny

28th - 29th September, 2012

Attendees

(10)

(6) ACCC Annual Seminar, Kilkenny

10th-12th May, 2012

Attendees

(7)

(15) La Touche Legacy Seminar, Greystones

28th - 30th September, 2012

Attendees

(1)

(7) Kadenza Housing Seminar, Letterkenny

1st - 3rd June, 2012

Attendees

(1)

(16) Sunday Business Post Waste Summit, Dublin

23rd November, 2012

Attendees

(11)

(8) TJK Planning Seminar, Limerick

8th - 9th June, 2012

Attendees

(3)

(17) Local Govt Seminar, Gormanstown

30th November - 2nd December, 2012

Attendees

(1)

(9) Irish American Link Seminar, Tuam

12th - 16th July, 2012

Attendees

(3)

Foreign Travel 2011

(1) EU Meeting Brussels

23rd - 26th May, 2011

Attendees

(1)

(2) Conference Peripheral Maritime Regions, Azores

31st May - 6th June, 2011

Attendees

(1)

(3) Twinning of Sene, France with Donegal Town, Sene

31st May - 5th June, 2011

Attendees

(1)

(4) Conference Peripheral Maritime Regions, Denmark

27th Sept - 2nd October, 2011

Attendees

(1)

(5) Boston, United States, Golden Bridge Awards

8th November - 14th November, 2011

Attendees

(2)

Foreign Travel 2012

(1) Connect Regional Business Network London

January 12th - 13th January, 2012

Attendees

(2)

(2) Golden Bridges Awards 2012, Boston

6th - 12th November, 2012

Attendees

(1)

(3) Tip O' Neill Centenary Event , Boston

8th - 10th December, 2012

Attendees

(1)

Expenses 2011/12

2011

Annual Allowance	€226,030.00
Representational Payment	€480,996.00
Mayor's Allowance	€41,920.00
Deputy Mayor's Allowance	€10,033.00
Entertainment Expenses	€2,441.49
Insurance	€3,567.00
Gratuity Scheme	€39,009.00
Chairs Strategic Policy Committees	€28,500.00
County Development Board - Chairs Allowance	€6,000.00
Expenses of Non - Councillors on Committees	€2,163.14
Conference Attendance (Home) Travel & Subsistence	€48,307.00
Conference Fees	€12,575.00
Foreign Travel *	€7,917.00
Communication Expenses	€12,277.44
Contribution to Member's Representative Associations	€16,865.00
Total	€938,601.07

2012

Annual Allowance	€217,615.00
Representational Payment	€484,996.00
Mayor's Allowance	€41,920.00
Deputy Mayor's Allowance	€10,602.60
Entertainment Expenses	€7,588.10
Insurance	€3,636.37
Gratuity Scheme	€0.00
Chairs Strategic Policy Committees	€29,870.99
County Development Board - Chairs Allowance	€6,000.00
Expenses of Non - Councillors on Committees	€1,691.45
Conference Attendance (Home) Travel & Subsistence	€40,139.30
Conference Fees	€8,685.00
Foreign Travel *	€4,590.90
Communication Expenses	€9,811.08
Contribution to Member's Representative Associations	€16,640.00
Total	€883,786.79

Service Indicators

F: FIRE SERVICE			
F1: Fire Service Mobilisation			
<i>The following indicator is presented in the service indicators report and in order to compile this information, local authorities should submit the following data:</i>			
A. Average time taken, in minutes, to mobilise fire brigades in Full-Time Stations in respect of fire			Not Applicable
B. Average time taken, in minutes, to mobilise fire brigades in Part-Time Stations (retained fire service) in respect of fire	5.86		
C. Average time taken, in minutes, to mobilise fire brigades in Full-Time Stations in respect of all other emergency incidents		Not Applicable	
D. Average time taken, in minutes, to mobilise fire brigades in Part-Time Stations (retained fire service) in respect of all other emergency incidents	5.52		
F.2 Percentage of attendances at scenes	5.51		
<i>The following indicator is presented in the service indicators report:</i>			
A. Percentage of cases in respect of fire in which first attendance is at the scene within 10 minutes			32.53
B. Percentage of cases in respect of fire in which first attendance is at the scene after 10 minutes but within 20 minutes			53.08
C. Percentage of cases in respect of fire in which first attendance is at the scene after 20 minutes	14.38		
D. Percentage of cases in respect of all other emergency incidents in which first attendance is at the scene within 10 minutes	40.52		
E. Percentage of cases in respect of all other emergency incidents in which first attendance is at the scene after 10 minutes but within 20 minutes	43.46		
F. Percentage of cases in respect of all other emergency incidents in which first attendance is at the scene after 20 minutes	16.01		
<i>In order to compile this information, local authorities should submit the following data:</i>	50.46		

Total number of incidents in respect of fire	584	Several factors contributed to the drop in the number of incidents in 2012, including but not limited to: the continued emphasis on fire safety in the home (Fire Safety Week, free smoke detectors issued to people categorised as vulnerable groups (elderly, living alone, isolated locations etc.), primary schools fire awareness programme, etc.); fewer gorse / grass / hill fires; less commercial activity due to the downturn (less vehicles on the road, less construction-related activities, etc.).	
Number of cases in respect of fire in which first attendance is at the scene within 10 minutes	190		
Number of cases in respect of fire in which first attendance is at the scene after 10 minutes but within 20 minutes	310		
Number of cases in respect of fire in which first attendance is at the scene after 20 minutes	84		
Total number of incidents in respect of all other emergency incidents (i.e. not including fire)	306		
Number of cases in respect of all other emergency incidents in which first attendance is at the scene within 10 minutes	124		
Number of cases in respect of all other emergency incidents in which first attendance is at the scene after 10 minutes but within 20 minutes	133		
Number of cases in respect of all other emergency incidents in which first attendance is at the scene after 20 minutes	49		
F.3 Fire Prevention			

The following indicator is presented in the service indicators report and in order to compile this information, local authorities should submit the following data:			
A. Total number of fire safety certificate applications received	117		
B. Total number of fire safety certificate applications processed (including cases deemed invalid)	123		
C. Total number of applications deemed invalid	16		
CP: COMMUNITY PARTICIPATION			
CP.1 Participation in local Youth Council/ Comhairle na n-Og scheme			
<i>The following indicator is presented in the service indicators report:</i>			
Percentage of local schools and youth groups involved in the local Youth Council/ Comhairle na n-Og scheme	28.57		
<i>In order to compile this information, local authorities should submit the following data:</i>			
Total number of local schools and youth groups	112		
Number of local schools and youth groups involved in the local Youth Council/ Comhairle na n-Og scheme	32		
CP.2 Groups registered with the Community and Voluntary Forum			
The following indicator is presented in the service indicators report and In order to compile this information, local authorities should submit the following data:			
Number of groups registered with the Community and Voluntary Forum	732	The community and voluntary register was updated in August 2011 and this explains the rise in the number of groups. Currently DCC's Community & Enterprise Division is updating the register for 2013, removing defunct groups and adding new groups however this will not be available until Sept 2013.	

C: CORPORATE ISSUES			
C.1 Working Days lost to Sickness			
<i>The following indicator is presented in the service indicators report:</i>			
A. Percentage of working days lost to sickness absence through certified leave	3.88		
B. Percentage of working days lost to sickness absence through uncertified leave	0.71		
<i>In order to compile this information, local authorities should submit the following data:</i>			
Number of working days lost to sickness absence through certified leave	8027		
Number of working days lost to sickness absence through uncertified leave	1471		
Total number of staff (Whole Time Equivalent) at the end of December 2012 (as per DECLG staffing return for the end of 2012)	911		
C.2 Staff Training and Development			
<i>The following indicator is presented in the service indicators report and in order to compile this information, local authorities should submit the following data:</i>			
Expenditure on Training and Development as a percentage of total payroll costs:	2.82		

E: ENVIRONMENTAL SERVICES			
WATER			
E.1 Unaccounted For Water			
<i>The following indicator is presented in the service indicators report:</i>			

Unaccounted for water (UFW) as a percentage of total volume of water supplied under the water supply schemes that the local authority is responsible for	40.31	Even allowing for the change in measurement criteria (using 2011 criteria, UFW would be around 36%), this is considered to be excellent progress: a 5% reduction in the past year and 13% over the past two years. It is being achieved against the background of a very large network (4,500km of mains), with a largely rural and dispersed customer base.	
<i>In order to compile this information, local authorities should submit the following data:</i>			
Total volume of water supplied (m ³ /per day) under the water supply schemes that the local authority is responsible for	64640		
Volume of unaccounted for water (m ³ /per day) under the water supply schemes that the local authority is responsible for	26055	For 2012, the consumption allowance for Holiday Homes has changed and significantly lowered when calculating Accounted for Water. As Donegal has over 10,000 such Holiday Homes, this has had a significant negative impact, increasing the final UFW figure for 2012. If the 2011 criteria were used, the 2012 figure would likely have been in the region of 36% UFW.	
E.2 Drinking Water Analysis			

<i>The following indicator is presented in the service indicators report:</i>			
A. Percentage of drinking water analysis results in compliance with statutory requirements with regard to public schemes			
B. Percentage of drinking water analysis results in compliance with statutory requirements with regard to private schemes (where appropriate)			

WASTE MANAGEMENT			
E.3 Waste Segregation			
<i>The following indicator is presented in the service indicators report:</i>			
A. Percentage of households who receive a waste collection service and are provided with segregated waste collection for dry recyclables	77.26		
B. Percentage of households who receive a waste collection service and are provided with segregated waste collection for organics	0		
<i>In order to compile this information, local authorities should submit the following data:</i>			
Total number of households provided with a waste collection service	21680	Estimate of household served particularly where tag-a-bag or tag-a-bin services are provided. Apartment numbers were estimated by most waste collectors	
Number of households provided with a segregated waste collection service for recyclables	16750	Estimate of household served particularly where tag-a-bag or tag-a-bin services are provided. Apartment numbers were estimated by most waste collectors	
Number of households provided with a segregated waste collection service for organics	0		
E4: Housing Waste Sent for Recycling			
<i>The following indicator is presented in the service indicators report:</i>			
A. Percentage of household waste collected from kerbside, which is sent for recycling	39.4		

B. Tonnage of household waste collected from kerbside, which is sent for recycling	6621		
C. Tonnage of household waste recycled, which arises from waste collected from recycling facilities (i.e. bring banks, civic amenity centres, transfer stations and other recycling facilities)	4690		
<i>In order to compile this information, local authorities should submit the following data:</i>			
Total tonnage of household waste collected from kerbside	16804		
Tonnage of household waste collected from kerbside, which is sent for recycling	6621		
Tonnage of household waste collected from kerbside, which is landfilled	49470		
Tonnage of household waste recycled, which arises from waste collected from recycling facilities (i.e. bring banks, civic amenity centres, transfer stations and other recycling facilities)	4690		
E5: Household Waste Sent for Landfill			
The following indicator is presented in the service indicators report:			
A. The percentage of household waste collected which is sent to landfill	60.59		
B. The tonnage of household waste collected which is sent to landfill	10181		
<i>In order to compile this information, local authorities should submit the following data:</i>			
Total tonnage of household waste collected	16804		
Tonnage of household waste which is sent to landfill	10181		
E6: Recycling Facilities			
<i>In order to compile this information, local authorities should submit the following data:</i>			
The total number of Bring Sites in the local authority area	64		
The total number of Civic Amenity Centres in the local authority area	6		
Glass			
<i>The following indicator is presented in the service indicators report:</i>			
A. The number of Bring Sites for recycling	64		
B. The number of Civic Amenity Centres for recycling	6		
C. The total number of facilities for recycling	70		
D. The number of locations for recycling per 5,000 of population	2.17		

<i>In order to compile this information, local authorities should submit the following data:</i>			
The number of Bring Sites for recycling	64		
The number of Civic Amenity Centres for recycling	6		
Cans			
<i>The following indicator is presented in the service indicators report:</i>			
E. The number of Bring Sites for recycling	64		
F. The number of Civic Amenity Centres for recycling	6		
G. The total number of facilities for recycling	70		
H. The number of locations for recycling per 5,000 of population	2.17		
<i>In order to compile this information, local authorities should submit the following data:</i>			
The number of Bring Sites for recycling	64		
The number of Civic Amenity Centres for recycling	6		
Textiles			
<i>The following indicator is presented in the service indicators report:</i>			
I. The number of Bring Sites for recycling	41		
J. The number of Civic Amenity Centres for recycling	6		
K. The total number of facilities for recycling	47		
L. The number of locations for recycling per 5,000 of population	1.46		
<i>In order to compile this information, local authorities should submit the following data:</i>			
The number of Bring Sites for recycling	41		
The number of Civic Amenity Centres for recycling	6		
Batteries			
<i>The following indicator is presented in the service indicators report:</i>			
M. The number of Bring Sites for recycling	32		
N. The number of Civic Amenity Centres for recycling	6		
O. The total number of facilities for recycling	38		
P. The number of locations for recycling per 5,000 of population	1.18		
<i>In order to compile this information, local authorities should submit the following data:</i>			
The number of Bring Sites for recycling	32		
The number of Civic Amenity Centres for recycling	6		
Oils			

<i>The following indicator is presented in the service indicators report:</i>			
Q. The number of Bring Sites for recycling	0		
R. The number of Civic Amenity Centres for recycling	6		
S. The total number of facilities for recycling	6		
T. The number of locations for recycling per 5,000 of population	0.19		
<i>In order to compile this information, local authorities should submit the following data:</i>			
The number of Bring Sites for recycling	0		
The number of Civic Amenity Centres for recycling	6		
Other materials			
<i>The following indicator is presented in the service indicators report:</i>			
U. The number of Bring Sites for recycling	17	The 17 sites referenced include ten sites for christmas tree recycling and seven sites for Waste Electrical and Electronic Equipment which also includes an ongoing collection on Arranmore Island.	
V. The number of Civic Amenity Centres for recycling	6		
W. The total number of facilities for recycling	23		
X. The number of locations for recycling per 5,000 of population	0.71		
<i>In order to compile this information, local authorities should submit the following data:</i>			
The number of Bring Sites for recycling	17	The 17 sites referenced include ten sites for christmas tree recycling and seven sites for Waste Electrical and Electronic Equipment which also includes an ongoing collection on Arranmore Island.	
The number of Civic Amenity Centres for recycling	6		

Litter			
E7: Litter Prevention and Enforcement			
<i>The following indicator is presented in the service indicators report:</i>			
A. Number of full-time litter wardens	6		
B. Number of part-time litter wardens	1		
C. Number of litter wardens (both full- and part-time) per 5,000 population	0.22		
D. Number of on-the-spot fines issued	173		
E. Number of on-the-spot fines paid	45		
F. Number of prosecution cases taken because of non-payment of on-the-spot fines	0		
G. Number of prosecutions secured in cases taken because of non-payment of on-the-spot fines	0		
H. Number of notices issued (under sections 9, 15, 16, 17 and 20 of the Litter Pollution Act 1997)	0		
I. Total number of prosecutions taken (all prosecutions under the Litter Acts 1997 to 2003)	0		
J. Total number of prosecutions secured (all prosecutions under the Litter Acts 1997 to 2003)	0		
K. Percentage of areas in the local authority that are unpolluted (i.e. litter-free)	11		
L. Percentage of areas in the local authority that are slightly polluted with litter	83		
M. Percentage of areas in the local authority that are moderately polluted with litter	6		
N. Percentage of areas in the local authority that are significantly polluted with litter	0		
O. Percentage of areas in the local authority that are grossly polluted with litter	0		
In order to compile this information, local authorities should submit the following data:			
Number of full-time litter wardens	6		
Number of part-time litter wardens	1		
Number of on-the-spot fines issued	173		
Number of on-the-spot fines paid	45		
Number of prosecution cases taken because of non-payment of on-the-spot fines	0		
Number of prosecutions secured in cases taken because of non-payment of on-the-spot fines	0		
Number of notices issued (under sections 9, 15, 16, 17 and 20 of the Litter Pollution Act 1997)	0		
Number of prosecutions taken (all prosecutions under the Litter Acts 1997 to 2003)	0		
Number of prosecutions secured (all prosecutions under the Litter Acts 1997 to 2003)	0		

E8: Environmental Complaints and Enforcement			
<i>The following indicator is presented in the service indicators report and in order to compile this information, local authorities should submit the following data:</i>			
A. Total number of cases subject to complaints concerning environmental pollution (relating to waste, litter, water pollution, noise pollution, air pollution)	822	Total no. of complaints on the RMCI for 2012 (reported to EPA)	
B. Number of complaints investigated	772	No. of complaints closed on the RMCI for 2012 (reported to EPA)	
C. Number of complaints resolved where no further action was necessary	687	There are a number of complaints which carry over into the next year and some of these get resolved, so that the no. resolved can be greater than the no. received in any reporting year. Also, the no. investigated is usually lower than the number received, as not all complaints need to be investigated, some are repeats, etc. The figures provided are based on stats returned to the EPA for 2012	
D. Number of enforcement procedures taken	73	Relates 57 new cases initiated in 2012 and 16 cases from previous years	
E9: Percentage of schools participating in environmental campaigns			
<i>The following indicator is presented in the service indicators report:</i>			
A. Percentage of primary schools participating in environmental campaigns	88.07		
B. Percentage of secondary schools participating in environmental campaigns	100		

<i>In order to compile this information, local authorities should submit the following data:</i>			
Total number of primary schools	176	One primary school closure in 2012.	
Number of primary schools participating in environmental campaigns	155	Duplicate entries removed from database by An Taisce, schools registered twice in English name and Irish name. A clerical error was also discovered in the 2011 statistics.	
Total number of secondary schools	26		
Number of secondary schools participating in environmental campaigns	26	In addition to primary and secondary schools participating in the Green Schools programme there are also 4 Adult Education Centres and 3 pre schools registered with the programme. These are not included in the statistics.	

H: HOUSING			
H1: Housing Vacancies			
<i>The following indicator is presented in the service indicators report:</i>			
A. The total number of dwellings in local authority stock	4706		
B. The total number of dwellings, excluding those subject to major refurbishment projects	4648		

C. The overall percentage of dwellings that are empty (excluding those subject to major refurbishment projects)	2.67	The increase in the number of vacant dwellings is partly due to the fact that in previous years some vacant dwellings were "excluded" on the basis of them needing major refurbishment. With cutbacks in funds available to carry out such work, many of these were "re-introduced" in 2012 as normal vacancies. This has had a negative impact on the level of vacancies being reported. The Council has set a target of reducing the total number of empty dwellings at the end of 2013 to 2% of the total stock.	
D. The percentage of empty dwellings unavailable for letting	29.84		
E- The percentage of empty dwellings available for letting	70.16		
<i>In order to compile this information, local authorities should submit the following data:</i>			
The average number of dwellings in local authority stock	4706		
The average number of dwellings, excluding those subject to major refurbishment projects	4648		
The average number of dwellings that are empty (excluding those subject to major refurbishment projects)	124		
The average number of empty dwellings unavailable for letting	37		
The average number of empty dwellings available for letting	87		
H2: Average Time Taken to Re-let Available dwellings			

<i>The following indicator is presented in the service indicators report and in order to compile this information, local authorities should submit the following data:</i>			
The average time taken (in weeks) from the date of vacation of dwelling to the date when all necessary repairs are carried out which are deemed necessary to re-let the dwelling	20		
The average time taken (in weeks) from the works (above) being completed to the date of the first rent debit	14	During 2012 Choice Based letting was introduced for a limited number of properties. While the initial uptake under this process was less than had been hoped for, indications are that interest is growing	
H3: Housing Repairs			
<i>The following indicator is presented in the service indicators report:</i>			
Number of repairs completed as a percentage of the number of valid repair requests received	88.65		
In order to compile this information, local authorities should submit the following data:			
The number of repairs completed	2077		
The number of valid repair requests received	2343		
H4: Traveller Accommodation			
<i>The following indicator is presented in the service indicators report:</i>			
Total number of traveller families accommodated as a percentage of the targets set in the local traveller accommodation programme	260	The utilisation of RAS/LTL as accommodation solutions has enabled the Council to once again exceed its targets in terms of provision of accommodation for travellers.	
<i>In order to compile this information, local authorities should submit the following data:</i>			
Number of Traveller families accommodated	13		
Target number of Traveller families to be accommodated in the year, as set out in the local Traveller accommodation programme	5		

H5: Enforcement of standards in the private rented sector			
<i>The following indicator is presented in the service indicators report:</i>			
A. Total number of registered tenancies	4069		
B. Number of dwelling units inspected	532		
C. Number of inspections carried out	532		
D. Number of dwellings inspected as percentage of registered tenancies (i.e. B as percentage of A)	13.07	The decrease in the number of dwellings inspected as a percentage of registered tenancies is primarily due to the fact that there was almost a 10% increase in the number of tenancies registered in 2012.	
<i>In order to compile this information, local authorities should submit the following data:</i>			
Total number of registered tenancies	4069		
Number of dwelling units inspected	532		
Number of inspections carried out	532		
H6: Grants to adapt housing for the needs of people with a disability			
<i>The following indicator is presented in the service indicators report and in order to compile this information, local authorities should submit the following data:</i>			
A. Average time taken (in weeks) to process applications under the Mobility Aids Grant Scheme, including any necessary inspection(s), from the date of receipt of a valid application to the date of decision on the application	8		
B. Average time taken (in weeks) to process applications under Housing Adaptation Grant for People with a Disability, including any necessary inspection(s), from the date of receipt, to the date of decision on the application	16		
H7: Pre-Tenancy Familiarisation Courses			
<i>The following indicator is presented in the service indicators report:</i>			
A. Total number of new local authority tenants	293		

B. Percentage of new local authority tenants who have been offered pre-tenancy familiarisation courses	100		
<i>In order to compile this information, local authorities should submit the following data:</i>			
Total number of new local authority tenants	293		
Number of new local authority tenants who have been offered pre-tenancy familiarisation courses	293		

L: LIBRARY SERVICES			
L.1 Library Public Opening Hours			
<i>The following indicator is presented in the service indicators report:</i>			
A. Average number of opening hours per week for full-time libraries	32.03	Based on 5 FT libraries in 2012 compared to 6 FT libraries in 2011.	
B. Average number of opening hours per week for part-time libraries (where applicable)	15.38	Based on 9 PT libraries in 2012 compared to 8 PT libraries in 2011 due to Bundoran change in hours; includes Cross-Border mobile library @ 50%.	
C. Percentage of full time libraries that have lunchtime openings	80		
D. Percentage of full time libraries that have evening openings	100		
E. Percentage of full time libraries that have Saturday openings	80		
<i>In order to compile this information, local authorities should submit the following data:</i>			
Average number of opening hours per week for full-time libraries	32.03	Based on 5 FT libraries (overall hours open = 8327.82hrs /52wks/5 branches = 32.03).	
Average number of opening hours per week for part-time libraries (where applicable)	15.38	The significant increase in this figure year-on-year is to some extent attributable to enhanced time and attendance management.	

Number of full time libraries that have lunchtime openings	4		
Number of full time libraries that have evening openings	5		
Number of full time libraries that have Saturday openings	4		
L.2 Library Visits			
<i>The following indicator is presented in the service indicators report:</i>			
Number of visits to full time libraries per 1,000 population	1666.28		
<i>In order to compile this information, local authorities should submit the following data:</i>			
Total number of visits to full-time libraries	268499	Based on 5 libraries opened 30+ hours during 2012 rather than 6 in 2011; also, figure for 2011 was based on visitors from 1st to 7th of October and extrapolated x 50 weeks (as required by the methodology), exact visitor figure was 287,092 for 6 FT branches, with Gaoth Dobhair visitors for 3 months only as it opened in Oct 2011. There was also a drop in visitor numbers overall during 2012.	
L.3 Library Stock			
<i>The following indicator is presented in the service indicators report:</i>			
A. Annual expenditure on stock per head of population (county/city wide)	0.28	Reduced budget	
B. Number of items issued per head of population (county/city wide) for books	2.18		
C. Number of items issued per head of population (county/city wide) for other items	0.12		
<i>In order to compile this information, local authorities should submit the following data:</i>			
Annual expenditure on stock	44331.78	Reduced budget	

Total number of books issued	351755		
Total number of other items issued	19816		
L.4 Internet Access through Libraries			
<i>The following indicator is presented in the service indicators report:</i>			
Number of Internet sessions provided per 1,000 population	164.71		
<i>In order to compile this information, local authorities should submit the following data:</i>			
Total number of Internet sessions provided	26541		

M: MOTOR TAXATION			
M.1 Number of Motor Tax Transactions			
<i>The following indicator is presented in the service indicators report:</i>			
A. Number of motor tax transactions which are dealt with over the counter	132528		
B. Number of motor tax transactions which are dealt with by post	3789		
C. Number of motor tax transactions which are dealt with in other ways (e.g. online, by telephone)	47376		
D. Percentage of motor tax transactions which are dealt with over the counter	72.15		
E. Percentage of motor tax transactions which are dealt with by post	2.06		
F. Percentage of motor tax transactions which are dealt with in other ways (e.g. online, by telephone)	25.79		
M.2 Time Taken to Process Motor Tax Postal Applications			
<i>The following indicator is presented in the service indicators report:</i>			
A. Number of postal applications which are dealt with (i.e. disc issued) on the same day as receipt of the application	2577		
B. Number of postal applications which are dealt with (i.e. disc issued) on the second or third day from receipt of the application	773		
C. Number of postal applications which are dealt with (i.e. disc issued) on the fourth or fifth day from receipt of the application	189		
D. Number of postal applications which are dealt with (i.e. disc issued) in over five days from receipt of the application	250		
E. Percentage of overall postal applications which are dealt with (i.e. disc issued) on the same day as receipt of the application	68.01		

F. Percentage of overall postal applications which are dealt with (i.e. disc issued) on the second or third day from receipt of the application	20.4		
G. Percentage of overall postal applications which are dealt with (i.e. disc issued) on the fourth or fifth day from receipt of the application	4.99		
H. Percentage of overall postal applications which are dealt with (i.e. disc issued) in over five days from receipt of the application	6.6		
M.3 Time Taken to Process Driving Licence Applications			
<i>The following indicator is presented in the service indicators report:</i>			
A. Number of Driving Licence applications which are dealt with on the same day as receipt of the application	14308		
B. Number of Driving Licence applications which are dealt with on the second or third day from receipt of the application	5360		
C. Number of Driving Licence applications which are dealt with on the Fourth or fifth day from receipt of the application	479		
D. Number of Driving Licence applications which are dealt with in over five days from receipt of the application	222		
E. Percentage of overall driving Licence applications which are dealt with on the same day as receipt of the application	70.24		
F. Percentage of overall driving Licence applications which are dealt with on the second or third day from receipt of the application	26.31		
G. Percentage of overall driving Licence applications which are dealt with on the fourth or fifth day from receipt of the application	2.35		
H. Percentage of overall driving Licence applications which are dealt with in over five days from receipt of the application	1.09		
M.4 Public opening hours			
<i>The following indicator is presented in the service indicators report and in order to compile this information, local authorities should submit the following data:</i>			
Average number of opening hours per week	23.71	Additional Opening Hours between Christmas/New Year	

P: PLANNING

P.1 Planning Applications - Decision Making

Individual Houses			
The following indicator is presented in the service indicators report:			
A. Number of applications decided	487		
B. Number of decisions in Column A which were decided within 8 weeks	279		
C. Number of decisions in Column A which required the submission of further information	193		
D. Number of decisions in Column A where an extension of time was agreed to by the applicant, under section 34(9) of the Planning and development Act 2000	15		
E. Average length of time taken (in days) to decide an application where further information was sought	67		
F. Percentage of applications granted	89.73		
G. Percentage of applications refused	10.27		
H. Percentage of cases where the decision was confirmed, with or without variations, by An Bord Pleanala	70		
I. Percentage of cases where the decision was reversed by An Bord Pleanala	30		
<i>In order to compile this information, local authorities should submit the following data:</i>			
Number of applications decided	487		
Number of decisions which were decided within 8 weeks	279		
Number of decisions which required the submission of further information	193		
Number of decisions where an extension of time was agreed to by the applicant, under section 34(9) of the Planning and development Act 2000	15		
Average length of time taken (in days) to decide an application where further information was sought	67		
Number of applications granted	437		
Number of applications refused	50		
Number of cases where the decision was confirmed, with or without variations, by An Bord Pleanala	7		
Number of cases where the decision was reversed by An Bord Pleanala	3		
New Housing Development			
<i>The following indicator is presented in the service indicators report:</i>			
A. Number of applications decided	28		
B. Number of decisions in Column A which were decided within 8 weeks	11		

C. Number of decisions in Column A which required the submission of further information	15		
D. Number of decisions in Column A where an extension of time was agreed to by the applicant, under section 34(9) of the Planning and development Act 2000	2		
E. Average length of time taken (in days) to decide an application where further information was sought	78		
F. Percentage of applications granted	85.71		
G. Percentage of applications refused	14.29		
H. Percentage of cases where the decision was confirmed, with or without variations, by An Bord Pleanala	0		
I. Percentage of cases where the decision was reversed by An Bord Pleanala	100		
<i>In order to compile this information, local authorities should submit the following data:</i>			
Number of applications decided	28		
Number of decisions which were decided within 8 weeks	11		
Number of decisions which required the submission of further information	15		
Number of decisions where an extension of time was agreed to by the applicant, under section 34(9) of the Planning and development Act 2000	2		
Average length of time taken (in days) to decide an application where further information was sought	78		
Number of applications granted	24		
Number of applications refused	4		
Number of cases where the decision was confirmed, with or without variations, by An Bord Pleanala	0		
Number of cases where the decision was reversed by An Bord Pleanala	1		
Other: not requiring Environment Impact Assessment			
<i>The following indicator is presented in the service indicators report:</i>			
A. Number of applications decided	636		
B. Number of decisions in Column A which were decided within 8 weeks	462		
C. Number of decisions in Column A which required the submission of further information	156		
D. Number of decisions in Column A where an extension of time was agreed to by the applicant, under section 34(9) of the Planning and development Act 2000	18		

E. Average length of time taken (in days) to decide an application where further information was sought	74		
F. Percentage of applications granted	93.08		
G. Percentage of applications refused	6.92		
H. Percentage of cases where the decision was confirmed, with or without variations, by An Bord Pleanala	73.68		
I. Percentage of cases where the decision was reversed by An Bord Pleanala	26.32		
<i>In order to compile this information, local authorities should submit the following data:</i>			
Number of applications decided	636		
Number of decisions which were decided within 8 weeks	462		
Number of decisions which required the submission of further information	156		
Number of decisions where an extension of time was agreed to by the applicant, under section 34(9) of the Planning and development Act 2000	18		
Average length of time taken (in days) to decide an application where further information was sought	74		
Number of applications granted	592		
Number of applications refused	44		
Number of cases where the decision was confirmed, with or without variations, by An Bord Pleanala	14		
Number of cases where the decision was reversed by An Bord Pleanala	5		
Other: requiring Environment Impact Assessment			
The following indicator is presented in the service indicators report:			
A. Number of applications decided	5		
B. Number of decisions in Column A which were decided within 8 weeks	2		
C. Number of decisions in Column A which required the submission of further information	3		
D. Number of decisions in Column A where an extension of time was agreed to by the applicant, under section 34(9) of the Planning and development Act 2000	0		
E. Average length of time taken (in days) to decide an application where further information was sought	111		
F. Percentage of applications granted	80		
G. Percentage of applications refused	20		

H. Percentage of cases where the decision was confirmed, with or without variations, by An Bord Pleanala	0		
I. Percentage of cases where the decision was reversed by An Bord Pleanala	100		
In order to compile this information, local authorities should submit the following data:			
Number of applications decided	5		
Number of decisions which were decided within 8 weeks	2		
Number of decisions which required the submission of further information	3		
Number of decisions where an extension of time was agreed to by the applicant, under section 34(9) of the Planning and development Act 2000	0		
Average length of time taken (in days) to decide an application where further information was sought	111	People availed of 3 month extension to facilitate further consideration of more complex applications. Due to number of cases involved, one case at 139 days reflects very strongly on this outturn.	
Number of applications granted	4		
Number of applications refused	1		
Number of cases where the decision was confirmed, with or without variations, by An Bord Pleanala	0		
Number of cases where the decision was reversed by An Bord Pleanala	1		
P.2 Planning Enforcement			
<i>The following indicator is presented in the service indicators report and in order to compile this information, local authorities should submit the following data:</i>			
A. Total number of cases subject to complaints that were investigated	178	This figure contains written and verbal complaints.	
B. Total number of cases subject to complaints that were dismissed	61		
C. Total number of cases subject to complaints that were resolved through negotiations	73	Resulting from successful negotiations in most cases.	
D. Number of enforcement procedures taken through warning letters	93		

E. Number of enforcement procedures taken through enforcement notices	29		
F. Number of prosecutions	16		
P.3 Planning Public opening hours			
<i>The following indicator is presented in the service indicators report and in order to compile this information, local authorities should submit the following data:</i>			
Average number of opening hours per week	35.56		
P.4 Pre-Planning Consultation			
<i>The following indicator is presented in the service indicators report and in order to compile this information, local authorities should submit the following data:</i>			
A. Number of pre-planning consultation meetings held	396		
B. Average length of time (in days) from request for consultation with local authority to actual formal meeting for pre-planning consultation	29.71		
P.5 New Buildings inspected			
<i>The following indicator is presented in the service indicators report:</i>			
Buildings inspected as a percentage of new buildings notified to the local authority	9.39		
In order to compile this information, local authorities should submit the following data:			
Total number of new buildings notified to the local authority	309		
Number of new buildings notified to the local authority that were inspected	29		
P.6 Taking Estates in Charge			
<i>The following indicator is presented in the service indicators report:</i>			
A- The number of residential estates for which the planning permission has expired, in respect of which formal written requests for taking in charge (from residents or developers), were on hands at the beginning of the year	125		
B- Number of estates that were taken in charge in the year in question	0		
C- Number of dwellings in respect of column B	0		
D- Percentage of estates in column A not completed to satisfaction of the planning authority in line with the planning permission	27.2		
E- Number of estates in column D in respect of which enforcement action was taken in the year in question and/or the bond was called in	8		

F- Number of estates in column D in respect of which works were undertaken by the authority to bring the estate to taking in charge standard	0		
<i>In order to compile this information, local authorities should submit the following data:</i>			
Number of residential estates for which the planning permission has expired, in respect of which formal written requests for taking in charge (from residents or developers), were on hands at the beginning of the year	125		
Number of estates that were taken in charge in the year in question	0		
Total number of dwellings in these estates	0		
Number of estates in column A not completed to satisfaction of the planning authority in line with the planning permission	34		
Number of estates in column D in respect of which enforcement action was taken in the year in question and/or the bond was called in	8		
Number of estates in column D in respect of which works were undertaken by the authority to bring the estate to taking in charge standard	0		

Rec: RECREATIONAL SERVICES			
Rec.1 Children's Playgrounds			
<i>The following indicator is presented in the service indicators report:</i>			
A. Number of children's playgrounds per 1,000 population directly provided by the local authority	0.28		
B. Number of children's playgrounds per 1,000 population facilitated by the local authority	0.04		
<i>In order to compile this information, local authorities should submit the following data:</i>			
A. Number of children's playgrounds directly provided by the local authority	45	A number of the Town Council playgrounds had not been included in the previous years submission	
B. Number of children's playgrounds facilitated by the local authority	6		
Rec.2 Local Authority-Facilitated Leisure Facilities			
<i>The following indicator is presented in the service indicators report:</i>			
Number of visitors to local authority-facilitated leisure facilities per 1,000 population	1281		
<i>In order to compile this information, local authorities should submit the following data:</i>			

Number of visitors to local authority-facilitated leisure facilities	206416	Figures for Buncrana Leisure Centre were included in error in 2011 figures (not a DCC owned facility. Independently run but receives a grant from DCC).	
--	--------	---	--

Rev: REVENUE COLLECTION			
Rev.1 House Rent			
<i>The following indicator is presented in the service indicators report:</i>			
A. Amount collected at year end as a percentage of amount due from House Rent	86.94		
<i>In order to compile this information, local authorities should submit the following data:</i>			
B. Percentage of arrears on House Rent that are up to 4 weeks old	5		
C. Percentage of arrears on House Rent that are 4-6 weeks old	4.71		
D. Percentage of arrears on House Rent that are 6-12 weeks old	8.28		
E. Percentage of arrears on House Rent that are more than 12 weeks old	82		
Amount due at year end from House Rent	11858455.36		
Amount collected at year end from House Rent	10310013.02		
Amount of arrears at year end from House Rent	1548439.45		
Amount of arrears on Housing Rent that are up to 4 weeks old	77463.81		
Amount of arrears on Housing Rent that are 4-6 weeks old	72996.29		
Amount of arrears on Housing Rent that are 6-12 weeks old	128192.72		
Amount of arrears on Housing Rent that are more than 12 weeks old	1269786.63		
Rev.2 Housing Loans			
<i>The following indicator is presented in the service indicators report:</i>			

A. Amount collected at year end as a percentage of amount due from Housing Loans	64.6	Disimprovement of 8% on 2011 due to the number of customers experiencing financial difficulties meeting monthly mortgage repayments.	
In order to compile this information, local authorities should submit the following data:			
B. Percentage of arrears on Housing Loans that are up to 1 month old	4.1		
C. Percentage of arrears on Housing Loans that are 1-2 months old	1.5		
D. Percentage of arrears on Housing Loans that are 2-3 months old	1.3		
E. Percentage of arrears on Housing Loans that are more than 3 months old	93.1		
Amount due at year end from Housing Loans	3202684.46	Very slight increase on 2011 figure	
Amount collected at year end from Housing Loans	2069021.58	Disimprovement on 2011 figures due to number of below par payments having been entered into with customers who are in financial difficulties. These arrangements are entered into on the basis of the Mortgage Arrears Resolution Process (MARP)	
Amount of arrears at year end from Housing Loans	1133662.88		
Amount of arrears on Housing Loans that are up to 1 month old	46389		
Amount of arrears on Housing Loans that are 1-2 month old	17041		
Amount of arrears on Housing Loans that are 2-3 months old	15156		
Amount of arrears on Housing Loans that are more than 3 months old	1055077		
Rev.3 Commercial Rates			
<i>The following indicator is presented in the service indicators report and in order to compile this information, local authorities should submit the following data:</i>			

Amount collected at year-end as a percentage of amount due from Commercial rates	62	The actual collection of Commercial Rates increased by € 1.3 M when compared with 2011, which reflects a very positive development.	
Rev.4 Refuse Charges			
<i>The following indicator is presented in the service indicators report and in order to compile this information, local authorities should submit the following data:</i>			
Percentage of households paying refuse charges (including waivers) at year end		Not Applicable	
Rev.5 Non-Domestic Water Charges			
<i>The following indicator is presented in the service indicators report and in order to compile this information, local authorities should submit the following data:</i>			
Amount collected at year end as a percentage of amount due for Non-Domestic Water Charges	32	The actual collection of water charges increased by €850,000 when compared with 2011 but this is not reflected in the percentage rate due to an increase in the level of arrears.	