



**Comhairle Contae
Dhún na nGall**
Donegal County Council

Buiséad Ioncaim 2023
Revenue Budget 2023




2023





#BuyDonegal

Nov 11th - Dec 24th 2022
Visit BuyDonegal.com



#LoveDonegal Day 2022

8th September





**Comhairle Contae
Dhún na nGall**
Donegal County Council

Comhairle Contae Dhún na nGall Donegal County Council

Statutory Revenue Budget 2023

MEMORANDUM – BUDGET 2023

The Draft Revenue Budget 2023 was considered by the Council at the Statutory Budget Meeting held on the 21st November 2022 and was adopted without amendment.

The words 'Draft Revenue Budget' can now be replaced with 'Adopted Revenue Budget' throughout the text.

Photo Credits

Front Cover: Doe Castle – Andrew Gibson

Inside Front: Muckish, Errigal, Tramore Beach – Andrew Gibson

Annual Budget 2023

Table of Contents

Part I

Narrative

Chief Executive's Report	1
Head of Finance Commentary	11
Divisional Preambles	20

Part II

Statutory Revenue Budget 2023 (Tables)	40
Table A - Calculation of Annual Rate on Valuation	41
Table B - Expenditure and Income for 2023 and Estimated Outturn for 2022 - Summary	42
Table C - Calculation of Base Year Adjustment	46
Table D - Analysis of Income from Goods and Services	47
Table E - Analysis of Income from Grants and Subsidies	48
Table F - Expenditure and Income by Division for 2023 and Estimated Outturn for 2022 - Detail	49
Division A - Housing & Building	50
Division B - Road Transport & Safety	55
Division C - Water Services	60
Division D - Development Management	64
Division E - Environmental Services	69
Division F - Recreation and Amenity	74
Division G - Agriculture, Education, Health and Welfare	78
Division H - Miscellaneous Services	82
Appendix 1 - Central Management Charge	87
Appendix 2 - Summary of Local Property Tax Allocation	88
Certification of Adoption	89

AN BUISÉAD BLIANTÚIL IONCAIM 2023

1.0 Réamhrá

Cuirim an Dréacht-Bhuiséad do 2023 faoi bhur mbráid lena phlé. Soláthraíonn an Dréacht-Bhuiséad seo le haghaidh caiteachas i suim €175,555,907 don bhliain dar críoch 31 Nollaig 2023. Buiséad iontach dúshlánach atá ann, i gcomhthéacs na n-éifeachtaí atá ag costais an-ard boilscithe agus an tionchar a bhíonn aige sin ar chostais reatha na Comhairle. Mar sin féin, tá sé struchtúrtha ar dhóigh ar féidir é a chur i bhfeidhm. Clúdóidh sé na gníomhaíochtaí bunúsacha riachtanacha agus cuirfidh sé airgead ar fáil le tuilleadh forbartha a dhéanamh. Tá sé ullmhaithe i dtreo fócas a choinneáil ar chroí-obair na Comhairle agus ar na riachtanais oibríochtúla a thiocfaidh chun cinn ó lá go lá le linn 2023.

Glacann sé san áireamh fosta an iliomad fachtóirí seachtracha a d'fhéadfadh tionchar a imirt ar obair na Comhairle agus ar fhorbairt an Chontae sna cúig agus deich mbliana amach romhainn ach go háirithe – ar a n-áirítear ár bhfócas ar Réigiún an Iarthuaiscirt, tionscnamh Oileán Comhroinnte an Rialtais, brúnna idirnáisiúnta boilscithe agus éifeachtaí an chogaidh san Úcráin.

Tá dréachtú an bhuiséid ioncaim do 2023 teoraithe ag cuspóirí straitéiseacha na Comhairle, mar atá leagtha amach sa Phlean Corparáideach. Tá sé ina thosaíocht ríthábhachtach ag an Chomhairle le roinnt blianta anuas na cúinsí a chruthú chun cumas airgeadais na heagraíochta a neartú. Chuige seo, creidim go bhfuil an chothromaíocht cheart bainte amach ag an Chomhairle idir staid dhaingean inbhuanaithe airgeadais a bhunú agus, ag an am céanna, a chinntiú go bhfuil na soláthairtí caiteachais leordhóthanach le gur féidir seirbhísí riachtanacha a sholáthar agus obair a mhaoiniú a thacaíonn leis an Chontae agus leis an gheilleagar ag an leibhéal áitiúil, agus a dhéanann iad a fhorbairt.

2.0 An Comhthéacs Airgeadais san am i láthair

Sa bhliain 2022 tháinig géarchéim shuntasach sa chostas maireachtála ar fud na hÉireann agus ar fud cuid mhaith den domhan. Níor tháinig aon mhaolú ar na costais mhéadaithe a chonaic muid sa dá bhliain roimhe sin le linn na paindéime Covid, agus le fírinne, tá siad i ndiaidh dul chun donais. Tá cuid mhaith den locht as seo á chur ar éifeachtaí an chogaidh san Úcráin, agus an nasc le smachtbhannaí sa Rúis, rud atá ag cur isteach go mór ar chostas an fhuinnimh ach go háirithe.

Le sampla a thabhairt, tá méadú os cionn 200% ar chostais leictreachais na Comhairle in 2022 cheana féin, agus meastar go mbeidh méadú níos mó ná 241% de dhíth sa soláthar buiséadach don bhliain 2023. Mar an gcéanna, tá méadú suntasach ar chonarthaí tógála na Comhairle ar fud gach rannáin. Tá sé tábhachtach a aithint go bhfuil an rialtas lárnach, ag obair i gcomhar leis an Chomhairle agus leis an earnáil níos leithne, ag cuidiú ó thaobh tacaíocht airgeadais a chur ar fáil chun na bearnaí sa mhaoiniú a laghdú. Gan an tacaíocht sin ón rialtas lárnach, ní fhéadfaimis an buiséad cothromaithe seo a chur faoi bhur mbráid mar atá sé leagtha amach anois.

Mar Chomhairle muid féin, ba mhaith linn a chur in iúl go n-aithníonn muid na héifeachtaí atá ag na méaduithe costais maireachtála ar ár gcuid saoránach agus ar ár gcuid pobal. Tá méadú ollmhór ar phraghasanna le haghaidh earraí riachtanacha tí amhail bia, ola, gás agus leictreachas, agus tá sé ag dul crua ar a lán teaghlach íoc as gach rud ar bharr a gcuid costais tí agus eile.

Tá na costais bhoilscithe chéanna ag cur isteach ar ghnólachtaí ar fud an Chontae fosta. Tá gnólachtaí de dhíth ar an Chontae, agus tacaímid leo, agus iad ag déanamh a ndíchill chun oibriú fríd bhliain chrua eile. Is sa chomhthéacs seo, ina bhfuil ardú ar na costais a bhaineann le hobair agus gnó na Comhairle a dhéanamh, agus san am céanna ardú costais ar na gnólachtaí tráchtála, is gá dúinn an éifeacht ar Rátaí Tráchtála don bhliain 2023 a mheas.

3.0 Ceisteanna Ginearálta Buiséid 2023

Agus creat á chur ar an Dréacht-Bhuiséad do 2023, bhí mé airdeallach ar thosaíochtaí na Comhairle Tofa, agus leagadh béim ar roinnt príomh-réimsí, ar a n-áirítear:

- a) Tithe, bóithre agus bonneagar tábhachtach eile a chothabháil agus a fheabhsú,
- b) Tacaíocht le haghaidh forbairt eacnamaíochta agus cruthú fostaíochta,
- c) Beart pleananna a ullmhú le haghaidh tithíochta, bóithre, feabhsúcháin sa réimse poiblí, athnuachan láir bhailte, caitheamh aimsire/fóillíocht, agus bonneagar cruthaithe fostaíochta,
- d) Branda Dhún na nGall agus margaíocht an Chontae a neartú,
- e) Forbairt agus cur chun cinn na turasóireachta agus forbairt táirgí turasóireachta,
- f) Forbraíocht i mbailte tuaithe, sráidbhailte agus pobail ar fud an Chontae
- g) An leas is mó is féidir a bhaint as acmhainní na Comhairle í féin le seirbhísí tosaíochta a sholáthar
- h) Sruthanna breise maoinithe a aimsiú agus comh-airgeadú a chumasú

Soláthraíonn an Dréacht-Bhuiséad istigh leis seo do réimsí amhail an Tionsnamh Cistí Forbartha, Ciste leanúnach le haghaidh Soilse Poiblí agus Mion-Bhonneagair, seirbhísí riachtanacha líne thosaigh a sholáthar, an dara bliain den Chiste úr €350,000 chun tús a chur le Tionscadal Píolótach le haghaidh Bonneagair laistigh d'Eastáit Tithíochta na Comhairle, soláthar le haghaidh riachtanais chómhaoinithe a shíltear a bheas ann in 2023 do na tionscadail ar fad atá idir lámha againn, agus an leibhéal ard maoinithe a cuireadh ar fáil in 2022 ar fud na seirbhísí ar fad a choinneáil ar fáil.

Rinneadh na soláthairtí seo gan aon ghá leis na Rátaí Tráchtála a ardú. Agus an moladh seo á dhéanamh agam, chuir mé san áireamh dearcadh na mBall Tofa mar a cuireadh in iúl iad ag an Ghrúpa um Beartas Corparáideach, ag an Chomhairle Iomlánach, ag Cruinnithe na gCeantracha Bardais agus ag próisis buiséid na gCeantracha Bardais le haghaidh 2023.

4.0 Tionscadail Forbraíochta a Chómhoiniú

Tá éirithe go maith leis an Chomhairle, le blianta beaga anuas, dul i gcomórtas le haghaidh tionscadail shuntasacha forbraíochta, agus iad a bhaint, amhail:

- i. Tionscadal SEED Bhealach Féich
- ii. Na Cealla Beaga 2040
- iii. Béal Átha Seanaidh - CAFT (An Ciste um Athghiniúint agus Forbairt Tuaithe)
- iv. Leitir Ceanainn - CAFU (An Ciste um Athghiniúint agus Forbairt Uirbeach)
- v. Bun Cranncha a athchumhachtú
- vi. Ailt an Chorráin / Árainn Mhór

Ag an pointe seo, tá tionscadail ceadaithe don Chomhairle a bhfuil luach thart ar €220 milliún leo, agus a bhfuil cómhaoiniú de €50 go dtí €60 milliún de dhíth ón Chomhairle. Beidh gá leis an leibhéal seo maoinithe a choinneáil ar fáil sna blianta beaga amach romhainn. Go deimhin, tá sé de chuspóir againn dul i gcomórtas le haghaidh tionscadail eile den chineál céanna, agus iad a bhaint. Tá rath agus forbairt Dhún na nGall ag brath ar an chineál seo infheistíochta agus tá dualgas orainn uilig an leas is mó is féidir a bhaint as an deis seo nuair atá sé ar fáil.

Le bliain anuas, cuireadh maoiniú suntasach ar fáil do Dhún na nGall fríd an Chúlchiste Coigeartaithe Breatimeachta (CCB) le haghaidh Céanna agus Cuanta. Bhí gá le cómhaoiniú ón Chomhairle, agus laghdaigh an Roinn méid an chómhaoinithe a bhí le híoc againn, rud a bhí iontach cuidiúil agus a lig dúinn obair bhreise a chur i gcrích.

Fuair an Chomhairle iasacht €16 milliún le linn 2022, chomh maith le leithdháileadh €4 milliún le haghaidh feabhsúcháin ar shoilsiú poiblí, le haghaidh tionscadail chómhaoinithe, agus cé gur mór an méid é seo beidh tuilleadh de dhíth sna blianta amach romhainn agus is gá dúinn pleanáil fána choinne sin.

Níor ardaigh an Chomhairle Rátaí Tráchtála sna blianta 2019, 2020, 2021 ná 2022. Ní mholtar sa dréachtbhuiséad seo aon ardú a dhéanamh don bhliain 2023, de bharr gur gá ligint do go leor gnólachtaí dul i ngleic le brúnna móra boilscithe. Mar sin féin, de bharr nach raibh aon ardú ar Rátaí Tráchtála le cúig bliana, de bharr na gcostas méadaithe atá roimh an Chomhairle lena cuid oibre a dhéanamh, agus de bharr an ghá atá le roinnt oibreacha a dhéanamh a bhfuil géarghá leo, táthar ag dréim go mbeidh gá le Rátaí Tráchtála a ardú sna blianta amach anseo.

5.0 Réigiún an Iarthuaiscirt: Saincheisteanna agus Deiseanna

Ba éacht suntasach é go bhfuair Réigiún an Iarthuaiscirt aitheantas laistigh de Thionscadal Éireann 2040 (an Creat Náisiúnta Pleanála) agus sa Phlean Forbartha Náisiúnta. Is rud ar leith é, go náisiúnta agus ag leibhéal na hEorpa fiú, an ceangal comhoibrithe atá idir muid féin agus Comhairle Chathair Dhoire agus Cheantar an tSraitha Bán ó thaobh réigiún seo na teorann de agus ó thaobh na comhoibre de. Tá bonn maith faoin Chomhpháirtíocht ar son Fás Straitéiseach, agus tacaíocht mhaith aici. Tá an-tábhacht leis na chéad chéimeanna eile chun infheistíocht a fháil sa réigiún, agus is féidir leis seo cuidiú linn an réigiún a fhorbairt go dtí pointe ina mbeidh sé ag ranníoc go glan don gheilleagar ar bhonn fadtéarmach agus inbhuanaithe.

Creideann an Chomhairle sa deis is féidir a eascrú as an tionscnamh úr atá ar siúl ag an Aonad um Oileán Comhroinnte i Roinn an Taoisigh. Chuir an Chomhairle iarratais isteach ar airgead féidearthachta le haghaidh cúig thionscadal faoin Tionscnamh um Oileán Comhroinnte i gcomhpháirt lenár bpáirtnéirí trasteorann i nDoire/An Srath Bán agus Fear Manach/An Ómaigh, agus tugadh le fios dúinn i mí Mheán Fómhair gur éirigh leis na cúig iarratas sin maoiniú a fháil. Ba chóir go neartódh sé seo an obair a dhéanann muid leis an Aonad um Oileán Comhroinnte, agus go rachadh sé chun sochair do Dhún na nGall.

Tá soláthar sa Dréacht-Bhuiséad do 2023 le go dtig leis an Chomhairle leanúint lena rannpháirtíocht i réimse tionscnamh a bhaineann le Réigiún an Iarthuaiscirt.

6.0 Bloic Choincréite Lochtacha

Tá imní agus buaireamh mór i nDún na nGall le roinnt blianta anuas mar gheall ar cheist na mBloc Coincréite Lochtach, agus tá go leor leor teaghlach ag fulaingt agus eagla orthu cónaí a dhéanamh ina dtithe féin. Tá orthu streachailt agus cur suas le neamhchinnteacht mhór faoin dóigh ar féidir an fhadhb a réiteach. Tá agus bhí an cheist ag croí-lár an phlé i nDún na nGall agus níos faide ar shiúl le linn 2022. In 2022 fógraíodh Scéim Feabhsaithe úr an Rialtais le haghaidh foirgnimh atá faoi úinéireacht phríobháideach agus táthar ag dréim go dtiocfaidh sé i bhfeidhm go luath in 2023. Táthar ag súil go mbeifear in ann dul chun cinn suntasach a dhéanamh in 2023 agus ina dhiaidh.

Tá tuairim is 1,000 teach sóisialta a bhfuil bloic choincréite lochtacha den chineál seo iontu, faoi úinéireacht na Comhairle. Rinne an Chomhairle aighneacht chuig an Rialtas ar lorg ceada agus maoinithe do na tithe seo in 2021. Táthar ag súil go bhfaighfear cead in 2023 le toiseacht ar na tithe seo a chóiriú.

7.0 Tithíocht do Gach Duine

Sheol an tAire Tithíochta an plean úr Tithíocht do Gach Duine go mall in 2021. Tá plean ilbhliantúil curtha le chéile ag an Chomhairle agus tá sin aontaithe leis an Roinn Tithíochta. Is infheistíocht mhór í seo i dtithíocht

shóisialta d'ardchaighdeán. San áireamh ann tá roghanna éagsúla soláthair ann, a bhfuil ina measc: ceannach talún/a dtithe féin a thógáil, pacáistí lándéanta, dearadh/tógáil, agus ceannacháin dhíreacha.

Aithnítear, ó seoladh an plean thart fá bhliain ó shin, go bhfuil méadú mór ar an bhrú atá ann do thithe sóisialta agus go bhfuil iarrachtaí níos mó á ndéanamh chun dlús a chur leis an soláthar tithíochta sóisialta. Déanfar é seo a fhorbairt agus a thuairisciú ar dhóigh níos mionsonraithe faoin Bhuiséad Caipitil.

8.0 Bearta um Gníomhú Aeráide

Tá deis againn uilig, agus dualgas orainn, gníomhú agus oibriú i dtreo réitigh a chuideoidh lenár dtionchar ar an téamh domhanda a laghdú. Tá an Chomhairle toilteanach a páirt féin a dhéanamh agus a treo a athrú lena bhfuil riachtanach a dhéanamh chun ár lorg carbóin a laghdú. Tá an Chomhairle ag obair cheana féin, an oiread agus is féidir, i dtreo:

- a) Taisteal agus iompar inbhuanaithe (mar a bhaineann sé le pobal tuaithe),
- b) Sábháil fuinnimh agus iarfheistiú tithe,
- c) Straitéis ar son Aer Glan (mar shampla, an cosc ar ghual toiteach),
- d) Pleananna bithéagsúlachta,
- e) Feithiclí leictreacha/inathnuaite,
- f) Bearta comhshaoil; agus
- g) Tionscnaimh thrasteorann

D'fhógair an rialtas lárnach maoiniú ar na mallaibh le haghaidh dhá phost i nDún na nGall le bheith ag obair go lánaimseartha ar bhearta Athrú Aeráide agus táthar ag dréim go gcuideoidh sé seo chun cur lenár gcuid oibre insan Chomhairle féin agus sa tsochaí i gcoitinne maidir leis an Phlean um Gníomhú Aeráide.

9.0 An Clr. Ian McGarvey ag dul ar scor

Is mór an onóir agus is mór an phribhléid do Dhún na nGall go bhfuil an tIonadaí Tofa is sine sa tír againn. Is é sin an Clr. Ian McGarvey, agus d'fhógair sé ar na mallaibh go bhfuil sé i gceist aige dul ar scor. Thug sé seirbhís, le bród agus le cumas, do cheantar Leitir Ceanainn/Bhaile na nGallóglach ar feadh blianta fada. Cronófar go mór é agus guimíd gach rath air sna blianta atá amach roimhe.

10.0 Tragóid an Chraoslaigh

Ar an 7 Deireadh Fómhair, tharla pléascadh mór ag stáisiún artola, agus ag coimpléasc árasán/siopa in aice leis, i sráidbhaile an Chraoslaigh. Tragóid bhrónach ina bhfuair deichniúr bás, agus inar gortaíodh go leor daoine eile. Rinne na seirbhísí éigeandála obair den scoth sa fhreagairt éigeandála agus tá sin aitheanta go forleathan. Tá scamall mór bróin, tacaíocht mhór agus comhbhrón mór ann go háitiúil, go náisiúnta agus ó thíortha eile. Bailíodh ciste mór airgid mar thacaíocht agus tá muid uilig buíoch as sin.

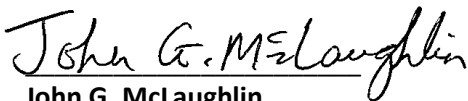
Gabhann an Chomhairle ár gcomhbhrón leis na teaghlaigh ar fad agus le pobal an Chraoslaigh. Tá aontaithe ag an Chomhairle Meitheal Oibre a bhunú le féachaint cad é is féidir linn a dhéanamh ar bhonn fadtéarmach chun tacú le Pobal an Chraoslaigh.

BUÍOCHAS

Is mian liom mo mhórbhuíochas a ghabháil leis an Chathaoirleach an Clr Liam Ó Bléine, leis an iarChathaoirleach An Clr. Jack Murray, agus leis na Comhairleoirí Tofa ar an Chomhairle as a dtacaíocht agus as a gcomhoibriú i rith na bliana. Is mian liom buíochas a ghabháil leis an Ghrúpa um Beartas Corparáideach agus Beartas Straitéiseach agus leis na coistí eile as a gcuid iarrachtaí agus a ndúthracht chun plean oibre 2022 a chur i bhfeidhm. Is mian liom aitheantas a thabhairt don tsár-obair leanúnach atá déanta ag mo chomhghleacaithe ar Fhoireann Bainistíochta na Comhairle agus lena mbaill foirne leis na dianchláracha oibre agus seirbhísí a chur i gcrích le blianta anuas. Is mian liom fosta aitheantas a thabhairt d'iarrachtaí na Stiúrthóirí Seirbhíse agus lena mbaill foirne chun an Dréacht-Bhuiséad seo do 2023 a ullmhú. Agus mé ag tabhairt aitheantais d'iarrachtaí an Uas. Richard Gibson agus dá fhoireann, is mian liom fosta aitheantas a thabhairt don obair a rinne an tUas. Tanya Kee mar Chuntasóir Bainistíochta na Comhairle. Is mian liom buíochas a ghabháil leis an Uas. Anne McElchar agus an Uas. Cara Patton as a róil chun tacú le reáchtáil Oifig an Phríomh-Fheidhmeannaigh.

MOLADH

Molaimse go nglacfaidh an Chomhairle le Dréacht-Bhuiséad Ioncaim 2023 mar atá sé curtha i láthair, mar atá, Ráta Bliantúil Luachála (RBL) de €71.81 don Chontae agus do na seancheantracha Comhairle Baile i Leitir Ceanainn agus Bun Dobhráin, agus €62.29 don seancheantar Comhairle Baile i mBun Cranncha.



John G. McLaughlin
Príomh-Fheidhmeannach

9 Samhain 2022

ANNUAL REVENUE BUDGET 2023

1.0 Introduction

I submit for your consideration the Draft Revenue Budget for 2023. This Draft Budget provides for expenditure in the sum of €175,555,907 for the year ending 31st December 2023. It is a very challenging budget, in the midst of the effects of very high inflation costs and the consequential cost on running the business of the Council. However, it is structured in a manner where it can be made work. It will cover the basic and essential activities and will also provide monies to allow further development. It is set in the context of maintaining a focus on the core business of the Council and on the day-to-day operational requirements that will arise during 2023.

This draft budget also takes into consideration the many external factors that might affect the work of the Council and the development of the County over the next five to ten years in particular – including our focus on the Northwest Region including the Shared Island initiative by Government along with the international inflationary pressures and effects from the war in Ukraine.

The strategic objectives of the Council, as outlined in the Corporate Plan, have guided the drafting of the revenue budget for 2023. Creating the circumstances to build the financial capacity of the organisation has, during the past number of years, been a critical priority of the Council. To this end, the Council has, I believe, struck a good balance between establishing a solid sustainable financial position and, at the same time, ensuring that expenditure provisions are sufficient to enable the delivery of required services and to fund work that supports and develops the County and economy at local level.

2.0 Current Financial Environment

The year of 2022 has brought a significant “cost of living” crisis across all of Ireland and much of the world. The cost increases that we had experienced in the previous two years during the Covid pandemic did not ease and instead have worsened. Much of this has been attributed to the effects of the war in Ukraine with the linked sanctions in Russia which has had a particular disruption on the costs of energy.

By way of example, the Council’s electricity costs have already increased by over 200% in 2022, with a projected increase of plus 241% being required in the budget provision for 2023. Similarly, the Council’s construction contracts have increased significantly right across all divisions. It is important to acknowledge that our central government, working along with Council and our wider sector has been helpful in providing financial assistance towards bridging gaps in funding. Without that central government assistance, it would not have been possible to bring forward this balanced budget in the manner it is being presented.

Separately as a Council, we wish to acknowledge the effects the “cost of living” increases are having on our citizens and communities. The price of essential household necessities such as food, oil, gas and electricity has seen massive increases and many families find it difficult to pay for everything on top of their housing and other costs.

The businesses across the County are experiencing the same type of inflationary costs. The County needs and supports businesses as they do their best to work through another difficult year. It is against this backdrop of our own rising costs in running the business of Council set against the commercial businesses who also face rising costs, that we must consider the impact on Commercial Rates for 2023.

3.0 General Budget Considerations 2023

In framing the Draft Revenue Budget for 2023, I have taken account of the priorities of the Elected Council, with an emphasis on a number of key areas including:

- a) The maintenance and improvement of houses, roads, and other key infrastructure,
- b) Support for economic development and job creation,
- c) Preparing a pipeline of plans for housing, roads, public-realm improvements, town centre regeneration, recreation/leisure, and job-creation infrastructure,
- d) Strengthening the Donegal brand and marketing the County,
- e) Tourism development, promotion, and product development,
- f) Development in rural towns, villages, and communities across the County
- g) Maximising the Council's own-resource provision for priority services
- h) Targeting additional funding streams and enabling co-financing

The Draft Budget herein provides for key areas such as the Development Funds Initiative, a continuation of the Public Lights and Minor Infrastructure Fund, the provision of essential frontline services, the second year of the new €350,000 Fund to initiate a Pilot Project for Infrastructure within Council Housing Estates, meeting the anticipated co-funding requirements in 2023 for all the projects underway, while largely repeating and maintaining the high level of funding provided in 2022 across the many services.

These provisions have been made without the requirement for an increase in Commercial Rates. In making this proposal, I have had regard to the views of the Elected Members as presented through deliberations at Corporate Policy Group, Plenary Council, the Municipal District Meetings, and the Municipal District Budget processes for 2023.

4.0 Co-Funding of Development Projects

The Council has been particularly successful in recent years at competing for and winning significant development projects such as:

- i. Ballybofey SEED Project
- ii. Killybegs 2040
- iii. Ballyshannon RRDF
- iv. Letterkenny URDF
- v. Repowering Bunrana
- vi. Burtonport/Arranmore

At this point, particular projects to the value of approximately €220 million that require co-funding from the Council of €50 million to €60 million have been granted to the Council. This level of funding will have to be provided for over the next few years. Indeed, our ambition is to compete for and win further similar projects. The development and further success of Donegal depends on this type of investment and there is an obligation on us all to maximise this opportunity when it exists.

The Brexit Adjustment Reserve (BAR) fund for Piers and Harbours has provided significant funds to Donegal over this past year. It too has required matching Council funds and the Department reduced our match contribution which has been very positive and allowed us to do more work.

The Council raised a loan of €16 million during 2022, plus an allowance of €4 million for public lighting upgrades, for co-funding projects and while this is a very significant amount, more will be needed in the years ahead and that needs to be planned for.

The Council has not increased Commercial Rates in years 2019, 2020, 2021 or 2022. This draft budget is not recommending any increase for the year 2023, based on the need to allow many businesses to deal with the wider inflationary pressures. However, given the five consecutive years of no increase in Commercial Rates, the rising costs facing the Council in carrying out its business and the need to provide for much needed work, it is expected that Commercial Rates will need to increase in future years.

5.0 Northwest Region: Issues and Opportunities

The recognition of the Northwest Region within Project Ireland 2040 (the National Planning Framework) and National Development Plan was a significant achievement. Our ongoing work and close ties with Derry City and Strabane District Council have set us apart nationally and indeed in Europe in terms of our cross-border region and collaboration. The unique Strategic Growth Partnership is well established and supported. Taking the next steps to secure investment in the region is vitally important and can assist in bringing the region to a place where it can be a net contributor to the economy on a long-term and sustainable basis.

The Council believes in the opportunity that the recently formed initiative under the Shared Island Unit in the Department of An Taoiseach can bring. The Council applied for feasibility monies for five projects under the Shared Island Initiative along with our cross-border partners in Derry/Strabane and Fermanagh/Omagh and we were notified in September that all five received funding. This should add strength to our work with the Shared Island Unit and result in benefits for Donegal.

The Draft Budget for 2023 provides for the Council to continue its participation in the range of initiatives affecting the Northwest Region.

6.0 Defective Concrete Blocks

The issue of Defective Concrete Blocks has caused great distress in Donegal for several years, with many, many families suffering and having a fear of living in their homes. They have had to endure great uncertainty on how the problem can be fixed. The issue has greatly dominated discussion in Donegal and further afield during 2022. The new Government Enhanced Scheme for privately owned properties was announced in 2022 and it is expected to come into operation early in 2023. It is hoped that it can deliver significant progress in 2023 and beyond.

The Council owns an estimated 1,000 social houses with similar defective concrete blocks. The Council has made a submission to Government seeking approval and funding for these houses in 2021. It is hoped that approval to begin repairing these houses can be obtained in 2023.

7.0 Housing for All

The Minister for Housing launched the new Housing for All plan in late 2021. The Council has developed a multi-year plan and agreed it with the Department of Housing. It represents a significant investment in high quality social housing. It includes a number of delivery options including purchasing land/building own houses, turnkey packages, design/build and direct purchases.

It is acknowledged that ever since the plan was launched about a year ago, the pressure for social housing has greatly increased and efforts are being made to further “ramp up” the delivery of social housing. This will be developed and reported on in more detail under the Capital Budget.

8.0 Climate Action Measures

We all have the opportunity and obligation to take action and work with solutions that will help reduce our contribution to global warming. The Council is willing to play its part and adjust its direction to best meet the demands of reducing its carbon footprint. The Council is already working, in so far as it can, towards:

- a) Sustainable travel and transport (as it applies to a rural population),
- b) Energy saving and house retrofitting,
- c) A Clean Air Strategy (for example the smoky coal ban),
- d) Biodiversity plans,
- e) Electric/renewable vehicles,
- f) Environmental measures, and
- g) Cross-border initiatives

The central government has recently announced funding for two posts in Donegal to work full time on Climate Change measures and it is expected that this will help drive our response across the Council and wider society to the Climate Action Plan.

9.0 Planned Retirement of Cllr. Ian McGarvey

Donegal is both honoured and distinguished to have the oldest Elected Member in the Country. That member is Cllr. Ian McGarvey and he has recently announced his intention to retire. He has served the Letterkenny/Milford district with pride and distinction for many years. He will be greatly missed and we wish him well in his retirement years.

10.0 The Creeslough Tragedy

On 7 October 2022, the village of Creeslough suffered an explosive blast at a filling station premises and adjoining apartment/shop complex. The tragedy sadly resulted in the loss of ten lives, with many more injured. The emergency services did great work in the response and that has been acknowledged elsewhere. There has been a great outpouring of grief, support and sympathies locally, nationally and from other countries. There has been massive fund raising and that is greatly appreciated.

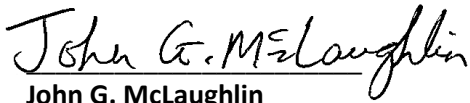
The Council expresses its condolences to the families and the people of Creeslough. The Council has agreed to establish a Working Group to consider what it can do as a longer-term response to assist the Creeslough Community.

ACKNOWLEDGEMENTS

I wish to extend my thanks and appreciation to the Cathaoirleach Cllr. Liam Blaney, former Cathaoirleach Cllr. Jack Murray, and to the Elected Members of the Council for their support and co-operation during the year. I wish to thank the Corporate Policy Group and the Strategic Policy and other committees for their efforts and application in delivering on the 2022 work plan. I wish to acknowledge the continued significant contribution of my colleagues on the Council's Management Team and their staff in the delivery of an intensive programme of works and services over the past years. I also wish to acknowledge the efforts of the Directors of Service and their staff in the preparation of this Draft Revenue Budget for 2023. In acknowledging the efforts of Mr. Richard Gibson and his staff, I wish to also acknowledge the input to the process of Ms. Tanya Kee as the Council's Management Accountant. I wish to thank Ms. Anne McElchar and Ms. Cara Patton for their roles in supporting the running of the Chief Executive's Office.

RECOMMENDATION

I recommend that the Council adopt the 2023 Draft Revenue Budget as presented with an Annual Rate of Valuation (ARV) of €71.81 for the County and former Town Council areas of Letterkenny and Bundoran, and €62.29 for the former Town Council area of Buncrana.



John G. McLaughlin
Chief Executive

9th November 2022

Head of Finance Commentary

Prescribed Period for Budget 2023

The Minister for Housing, Local Government & Heritage has determined the period 1st November 2022 to 30th November 2022 as the prescribed period for Donegal County Council for the holding of the 2023 Revenue Budget Meeting.

The Minister has also prescribed the period 14th October 2022 to 15th November 2022 for the holding of a meeting of municipal districts to consider the draft budgetary plan.

The Statutory Revenue Budget Meeting will be held at 10am on Monday 21st November 2022.

The Budget must be adopted within a period of 14 days commencing on that date. The final date for the adoption of the Budget is Sunday 4th December 2022.

The Draft Budget has been prepared in the format prescribed by the Department of Housing, Local Government & Heritage.

Budget Preparation

The Council

As required under Section 20 of the Finance (Local Property Tax) Act 2012, as amended, the full Council, following consideration, resolved at the Council meeting held on 26th September 2022 to maintain the rate of Local Property Tax in 2023 and 2024 for Donegal at +15% of the baseline. Total LPT income for 2023 is €26,379,846 which is €1,259,996 higher than the pre-variation baseline allocation of €25,119,850.

Corporate Policy Group

The Corporate Policy Group discussed the context and considerations affecting the preparation of the 2023 Draft Budget at meetings held on 11th July 2022, 19th September 2022, and 7th November 2022.

Municipal Districts

The Municipal Districts, as part of the draft budgetary plan and plenary budget preparation, and as required under Sections 2.1 and 2.2 of Circular Fin 09/2022, considered and discussed a range of issues as part of budget workshops held during the period 4th to 7th October 2022, and made further observations and recommendations when formally considering their respective draft budgetary plans at meetings held during the period 24th to 28th October 2022.

Financial Context

The 2023 Budget

This Budget is based on the following bases and assumptions:

- A Local Property Tax allocation of €26,379,846, which includes equalisation funding from central government of €16,719,874, has been made to Donegal County Council for 2023. The decision to retain the rate of Local Property Tax at plus 15% of the baseline for 2023 has resulted in the retention of €1,259,996 in LPT income for 2023.
- The Annual Rate of Valuation (ARV or rates multiplier) of €71.81 has not been increased for 2023.
- In line with Section 29 of the Local Government Reform Act 2014, the Annual Rates of Valuation (ARV or rates multipliers) for the former town council areas of Letterkenny and Bundoran were harmonised as part of the budget process for 2018.

- In line with Section 29(8) of the Local Government Reform Act, a Ministerial Order has been approved in respect of the former Buncrana Town Council area, which facilitates the Base-Year-Adjustment (BYA) for the former Buncrana Town Council area to be incrementally reduced over an extended period. The annual rate of valuation (ARV) for the former Buncrana Town Council area is €62.29 for 2023.
- The Commercial Rates revaluation process, being managed by the Valuation Office, will bring about the full countywide harmonisation of Commercial Rates from 2024, thereby ending the requirement to apply a Base Year Adjustment (BYA) for the former Buncrana Town Council area.
- The draft budget provides for a total directly applied General Municipal Allocation (GMA) of €740,000 and takes account of the Municipal District budget meeting discussions and feedback in this regard.
- The Council will continue to deliver certain water services on behalf of Irish Water in 2023. This budget is prepared on the basis that the costs incurred by the Council, including Irish Water's share of Central Management Charges, will be recouped in full in line with the existing Service Level Agreement with Irish Water.
- There remains a requirement, as part of a multi-annual approach, to continue with a number of exceptional measures to match income with required expenditure for 2023, in an effort to provide a balanced budget for the members' consideration. This includes:

- Availability of certain other reserves	€4,321,505
- Utilisation of Internal Capital Receipts	€300,000
- Targeting of exceptional NPPR income	<u>€300,000</u>
Total	<u>€4,921,505</u>
- The value of exceptional measures, required to provide a balanced budget, has remained relatively static at €4.922m in 2023 compared with €5.013m in 2022.

The draft Budget for 2023 provides for total expenditure of €175,555,907 and anticipates income of €136,718,848 from a range of services and sources including Local Property Tax, rents, fees, charges, loan repayments, grants, recoupments, Internal Capital Receipts (ICRs), reserves, and NPPR charges. The balance of €38,837,059 will be funded from Commercial Rates.

Division	Budget 2023
Housing and Building	€23,403,864
Road Transport & Safety	€55,182,543
Water Services	€21,861,623
Development Management	€19,135,001
Environmental Services	€16,546,885
Recreation and Amenity	€10,342,221
Agriculture, Education, Health & Welfare	€2,714,468
Miscellaneous Services	€26,369,302
Total	€175,555,907

Commercial Rates

Commercial Rates will provide income of €38,837,059 in 2023.

The Annual Rate of Valuation (ARV) of €71.81 has not been increased for 2023. The Base Year Adjustment (BYA) in respect of the former Buncrana Town Council area has been reduced for 2023. The Annual Rate of Valuation (ARV) for the former Buncrana Town Council area is €62.29 for 2023.

On 6th September 2022, the Commissioner of Valuation made a Valuation Order under Section 19 of the Valuation Act 2001 (as amended) for the rating authority area of Donegal County Council. The signing of the Valuation Order facilitates the revaluation of relevant property (commercial property) in the rating authority area of Donegal County Council. The revaluation will take account of contemporary rental values in the rating authority area of Donegal County Council and is designed to achieve a more equitable distribution of Commercial Rates among ratepayers. The new valuations will become effective for rating purposes from 1st January 2024. The revaluation will not increase the total rates revenue raised by Donegal County Council.

The revaluation process is being managed independently by the Valuation Office. The Valuation Office has corresponded directly with each ratepayer in Donegal and has provided guidance and sample documentation to assist ratepayers throughout the process.

Outturn 2022

The 2022 Revenue Budget is being managed with the objective of working towards a balanced outturn at year-end.

While the precise outcome for 2022 will not be known until completion of the Annual Financial Statement, the indications at present are trending towards a broadly balanced outcome, taking into account the requirement to absorb increased costs, especially in respect of energy, and including additional central government supports relating to increased pay & pensions costs.

At this time, a proportion of the exceptional measures (reserves and Internal Capital Receipts) is expected to be required to achieve a balanced outturn for 2022. While a balanced outturn will be met using this approach, it is neither desirable nor sustainable to rely on reserves and Internal Capital Receipts to achieve such an outcome. The need to identify and apply sustainable income lines is an urgent priority for future budgets.

Irish Water

A new agreement is being developed to replace the existing Service Level Agreements between Irish Water and local authorities. The objective is to transfer full accountability for the delivery of water services to Irish Water commencing in early 2023. The agreements will allow for the gradual phasing-out of the direct involvement of local authorities in the delivery of public water services.

Irish Water has been calculated as a contra item in Donegal County Council's budget for 2023, i.e., that all expenditure associated with the provision of the Service Level Agreement (SLA) will be recouped in full and that no costs will fall to the Council in respect of this work area for the coming year. This includes a budgeted income figure in respect of Irish Water's share of Central Management Charges for the full year 2023 as calculated in accordance with the provisions of the existing Service Level Agreement.

Expenditure on behalf of Irish Water, under the Service Level Agreement, is estimated at €18,924,420 for 2023.

Payroll

The total payroll cost for 2023 is €87,943,791, inclusive of pensions and gratuities of €10,156,386. Of this amount, €13,121,780 is included in the Irish Water budget and €7,632,240 is budgeted for in the Capital Account.

The unwinding of the various Financial Emergency Measures in the Public Interest Acts has, since 2016, seen the gradual restoration of pay to local authority staff. More recently, 'Building Momentum – A New Public Service Agreement' has been initiated. Additional income has been allocated from the Department of Housing, Local Government & Heritage with a view to assisting with these non-discretionary cost increases. The total income from this source for 2023 is in the amount of €9,102,234.

Staff Pensions and Gratuities amount to €10,156,386, made up of €1,867,000 for gratuities and €8,289,386 for pensions. While the level of gratuities will vary from year to year, the underlying trend for pension payments each year continues upwards.

The overall payroll budget for 2023 shows a substantial increase, driven variously by the implementation of the organisation's workforce plan, resourcing requirements associated with increased service demands, and the aforementioned national agreements on public service pay.

Energy Costs

The cost of energy has increased significantly during 2022 and is projected to increase further in 2023. Aside from the direct consequences of increased energy costs in respect of electricity, fleet fuel, and heating oil, for example, there is also the indirect impact that rising energy prices have on the supply of other goods and services generally. These increases in costs will impact the Council's financial outturn for 2022 and will have a negative impact on the Council's spending power in 2023.

The draft budget for 2023 contains an additional provision in the sum of €3,328,698 in respect of the projected increase in energy costs. Donegal County Council has been provided with an exceptional allocation from central government in the sum of €2,629,314 to assist in offsetting the increased cost of energy in 2023. This allocation has been critical in terms of the Council being in a position to consider a draft budget that allows for the maintenance of Council services into 2023.

IPB Capital Release

A report to Council in May 2017 advised the elected members of a structured release of retained earnings from the Council's insurers, Irish Public Bodies Insurance CLG (IPB). The original proposal for the release of any funds from this source sought to ring-fence the funds concerned for the write-down of capital balances, or general revenue deficits, where appropriate. However, agreement was subsequently reached to use released funds for the purposes of:

- (a) Carrying out capital works targeted at making improvements that mitigate public liability insurance risk (such as improvements to footpaths)
- (b) Managing increasing insurance costs resulting from the buyout of excesses, availing of 'ground-up' cover, general increases in the annual insurance premium, and the loss of dividend income

In this context, it was agreed that an amount of €2.25m (€750k per year, over a three-year period) would be ring-fenced by Donegal County Council with a view to carrying out infrastructure improvements that will mitigate insurance risk. When combined with own resource funding approved by the Elected Members, a fund totalling €6.2m was created to carry out a Countywide Footpath Programme designed to improve local infrastructure and mitigate public liability insurance risk. The implementation of work programmes agreed at MD level is ongoing.

The adopted budget for 2022 included an allocation from this fund in the sum of €350,000 (equivalent to €70,000 per MD) to undertake repair works to access infrastructure at Council housing estates. A further allocation of €350,000 has been set aside in the draft budget for 2023 to continue this work.

Additionally, funds released from IPB have been allocated, as exceptional income in Budget 2022 and draft Budget 2023, to mitigate increased insurance costs relating to those headings mentioned at (b) above, and to support the provision of a balanced budget. For 2023, IPB has confirmed the payment of a dividend to Donegal County Council in the sum of €448,908.

The full amount of the IPB Capital Release in the sum of €6.179m has now been paid to Donegal County Council. The funds have been used to support the programme of works outlined herein [see (a) above] and have been allocated to support the adopted revenue budget for 2022 and the draft revenue budget for 2023 [see (b) above]. Proposals for the utilisation of the balance of any residual funds, subject to availability, will be brought before the members at a later date.

Table of Expenditure & Income Budget 2023/Budget 2022

Divisions	Budget Expenditure 2023	Budget Expenditure 2022	Budget Income 2023	Budget Income 2022
Housing & Building	€23,403,864	€20,943,386	€22,516,529	€20,646,476
Road Transport & Safety	€55,182,543	€53,422,569	€35,000,060	€34,364,766
Water Services	€21,861,623	€18,669,793	€19,636,092	€17,258,995
Development Management	€19,135,001	€17,368,767	€5,378,167	€4,787,121
Environmental Services	€16,546,885	€15,286,582	€1,839,939	€1,489,823
Recreation & Amenity	€10,342,221	€9,902,920	€682,671	€761,341
Agriculture, Education, Health & Welfare	€2,714,468	€2,869,203	€529,179	€658,093
Miscellaneous Services	€26,369,302	€23,840,501	€24,756,365	€18,475,231
Local Property Tax/General Purposes Grant			€26,379,846	€26,809,502
Amount of Rates to be Levied			€38,837,059	€37,052,373
Total	€175,555,907	€162,303,721	€175,555,907	€162,303,721

Standard Rounding Rules Apply

Income & Expenditure Movements 2022 - 2023

Overall, budgeted expenditure has increased from €162,303,721 in 2022 to an estimated €175,555,907 in the Draft Budget for 2023.

The Draft Revenue Budget for 2023 includes the following:

- The draft budget for 2023 includes €300,000 of anticipated income from **Non-Principal Private Residence (NPPR)** charges. This is a reduction of €200,000 on the figure included in the Adopted Budget for 2022. Liability to legacy NPPR charges and penalties is being phased out over the period 2021 – 2025.
- Income from **Roads Grants** is anticipated to be broadly in line with allocations received in 2022.
- The draft budget for 2023 includes an additional €3,328,698 in respect of projected increases for **energy costs** across the organisation (includes electricity, fleet fuel, heating oil, etc.).
- The draft budget for 2023 includes funding from the Department of Housing, Local Government & Heritage in the sum of €2,629,314 to offset increases in energy costs for 2023.
- Revenue account **staff payroll and pension costs** (excluding Irish Water payroll costs, which are recoupable in full) have increased by €5,744,232, primarily as a result of the implementation of national pay agreements and an increase in staff numbers to manage increasing workloads.
- The Draft Budget for 2023 includes an increase in funding from the Department of Housing, Local Government & Heritage in the sum of €4,118,989, which relates to non-discretionary cost increases arising from the implementation of **national pay agreements**.
- Net income from **Commercial Rates and Property Entry Levies (PEL)** has increased by €1,734,686 (primarily as a result of buoyancy – revisions and new property valuations).
- **Insurance costs** have reduced overall by €45,555 for 2023. The reduction reflects improved performance on the Council's insurance book over the last number of years.

- The draft budget for **Housing Maintenance** includes an increase of €400,000 for 2023, reflecting projected increases in rental income for 2023.
- **IPB** has confirmed the payment of a **dividend** to Donegal County Council in the sum of €448,908 for 2023, an increase of €273,452 on the figure for 2022.
- The draft budget for 2023 provides for loan charges in the sum of €1,105,273 in respect of the €20m loan approved by the elected members in 2022, together with an additional allocation for 2023 that will facilitate the drawing down of a further €10m in **co-financing capacity for the capital programme**. This additional allocation has been facilitated by recycling the financial capacity arising from the redemption/expiration of old loans. Significant additional co-financing capacity will be required to meet the needs of the capital programme in the years ahead.
- The Draft Budget for 2023 includes €700,000 for the funding of a third phase of the **tourism infrastructure, marketing, and business-activation scheme**, which was first provided for in the adopted budget for 2021. This brings the total value of the scheme to €2.1m, which is funded from capital account reserves.
- The Draft Revenue Budget for 2023 contains a repeat provision in the sum of €350,000 to undertake upgrading and repair works to **access infrastructure in housing estates** (including **back lanes**). €70,000 has been set aside per MD, with funding coming from a specific allocation within the three-year footpath and public lighting programme.
- The **Public Lights and Minor Infrastructure Fund** has been repeated in the Draft Budget for 2023. The value of the fund is €259,000 (equivalent to €7,000 per Elected Member).
- There is a requirement to maintain a reliance on **exceptional measures** in order to present a balanced Draft Revenue Budget for the Members' consideration. The reliance on exceptional measures has remained relatively static year-on-year. It is important that the Council continues to work towards reducing the reliance on exceptional measures in the years ahead.

Sources of Expenditure Comparison with Previous Year

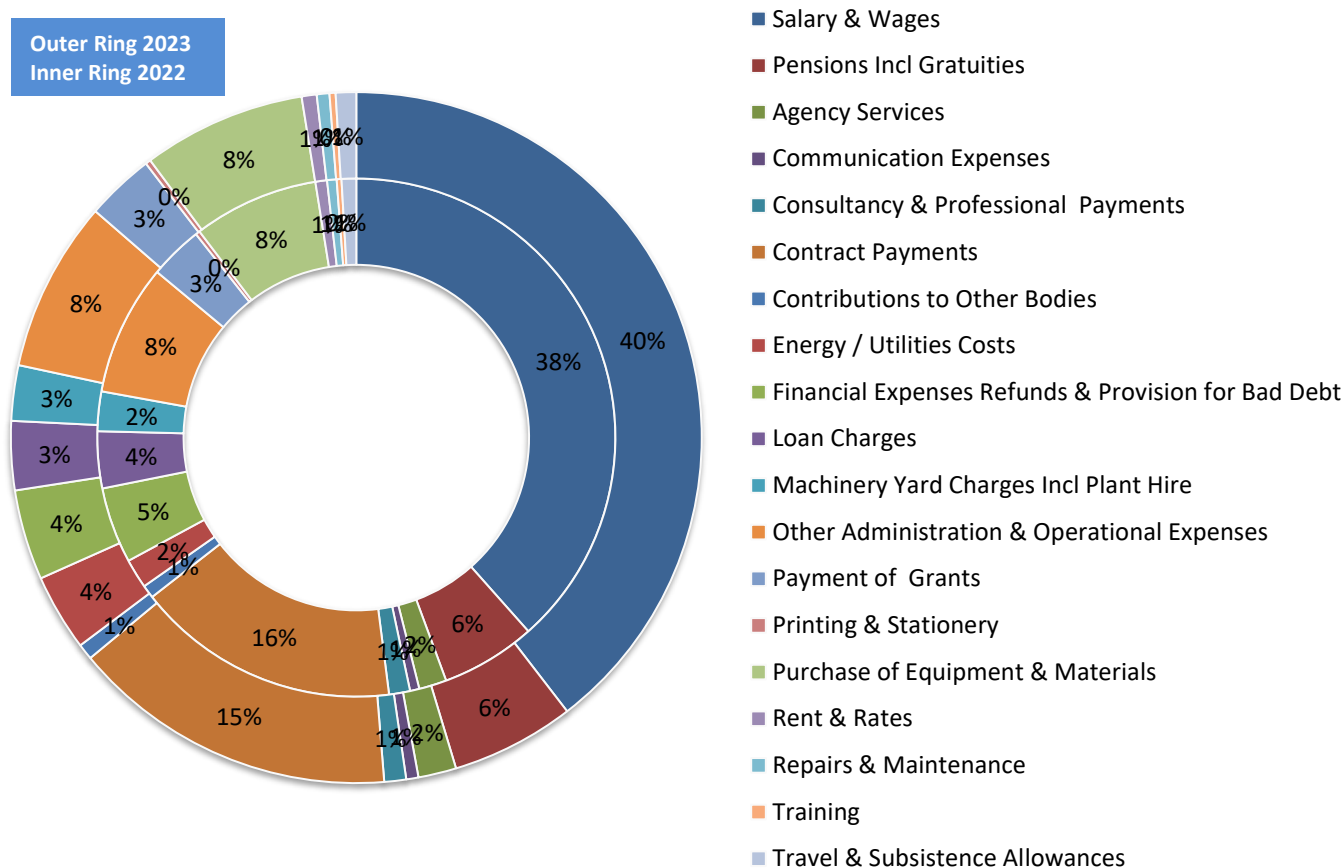


Table of Sources of Expenditure 2023/2022

Sources of Expenditure	Budget 2023	Budget 2022	2023%	2022%
Salary & Wages	€69,640,664	€62,390,622	39.55%	38.44%
Pensions Incl Gratuities	€10,156,386	€9,613,298	5.79%	5.92%
Agency Services	€3,124,815	€2,801,466	1.78%	1.73%
Communication Expenses	€1,001,261	€941,680	0.57%	0.58%
Consultancy & Professional Payments	€1,793,685	€2,123,950	1.02%	1.31%
Contract Payments	€26,821,340	€26,736,469	15.28%	16.47%
Contributions to Other Bodies	€1,305,727	€1,339,097	0.74%	0.83%
Energy / Utilities Costs	€6,309,372	€2,980,674	3.59%	1.84%
Financial Expenses Refunds & Provision for Bad Debt	€7,419,997	€7,692,108	4.23%	4.74%
Loan Charges	€5,658,635	€5,749,159	3.22%	3.54%
Machinery Yard Charges Incl Plant Hire	€4,550,951	€4,005,469	2.59%	2.47%
Other Administration & Operational Expenses	€13,853,215	€13,266,436	8.01%	8.17%
Payment of Grants	€5,628,131	€5,424,433	3.21%	3.34%
Printing & Stationery	€432,667	€434,899	0.25%	0.27%
Purchase of Equipment & Materials	€13,411,023	€12,701,342	7.64%	7.83%
Rent & Rates	€1,231,957	€1,176,589	0.70%	0.72%
Repairs & Maintenance	€1,038,631	€964,703	0.59%	0.59%
Training	€500,061	€482,486	0.28%	0.30%
Travel & Subsistence Allowances	€1,677,388	€1,478,841	0.96%	0.91%
Total	€175,555,907	€162,303,721	100%	100%

Standard Rounding Rules Apply

Note: Additional emphasis has been applied for Budget 2023 on the allocation of income and expenditure against appropriate account elements. Budget 2022 figures have been restated, where re-profiling has occurred, to allow for the figures to be compared year-on-year

Sources of Income Comparison with Previous Year

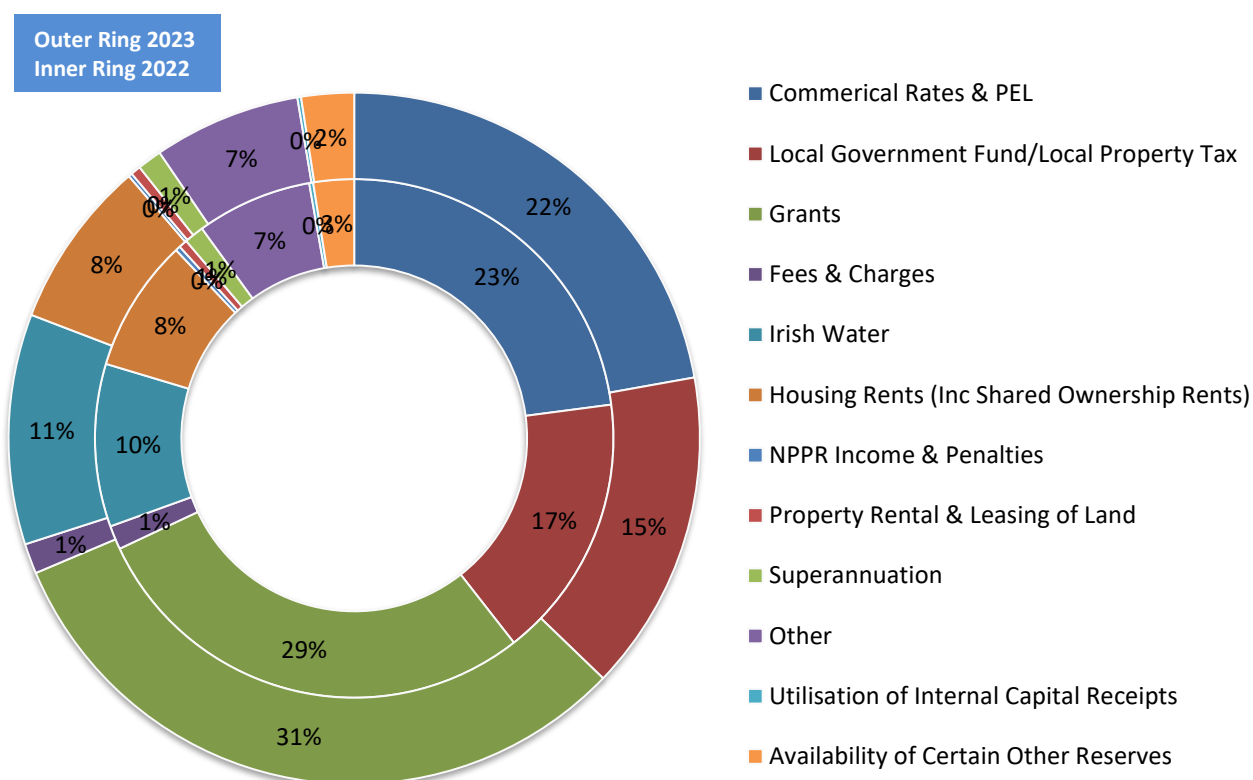


Table of Sources of Income 2023/2022

Source of Income	Budget 2023	Budget 2022	2023%	2022%
Commercial Rates & PEL	€38,937,059	€37,202,373	22.18%	22.92%
Local Government Fund/Local Property Tax	€26,379,846	€26,809,502	15.03%	16.52%
Grants	€55,175,078	€46,358,638	31.43%	28.56%
Fees & Charges	€2,475,733	€2,415,733	1.41%	1.49%
Irish Water	€18,906,297	€16,474,864	10.77%	10.15%
Housing Rents (Inc Shared Ownership Rents)	€13,847,544	€13,466,154	7.89%	8.30%
NPPR Income & Penalties	€300,000	€500,000	0.17%	0.31%
Property Rental & Leasing of Land	€823,466	€860,874	0.47%	0.53%
Superannuation	€2,000,000	€2,000,000	1.14%	1.23%
Other	€12,089,379	€11,702,227	6.89%	7.21%
Utilisation of Internal Capital Receipts	€300,000	€400,000	0.17%	0.25%
Availability of Certain Other Reserves	€4,321,505	€4,113,356	2.46%	2.53%
Grand Total	€175,555,907	€162,303,721	100%	100%


Standard Rounding Rules Apply

Note: Additional emphasis has been applied for Budget 2023 on the allocation of income and expenditure against appropriate account elements. Budget 2022 figures have been restated, where re-profiling has occurred, to allow for the figures to be compared year-on-year

ACKNOWLEDGEMENTS

I would like to acknowledge the work of Ms Tanya Kee, Management Accountant, in supporting the preparation of the draft Revenue Budget. I would also like to acknowledge specifically the staff in Management Accounts, Ms Anne Marie Quinn, Ms Lauren Badham, Ms Cathy Slattery, and Ms Mary Foley for their work in the preparation of this book.

I would also like to thank and acknowledge the cooperation and assistance of the Elected Members, management colleagues and staff in preparing this year's Revenue budget.



Richard Gibson FCCA,
Head of Finance

DIVISIONAL PREAMBLES

2023

Central Management Charges and Service Support Costs

1. This budget book has been prepared in a format (services costing) required by the Department of Housing, Local Government & Heritage.
2. Costs wholly or directly attributed to a service are charged to the service.
3. Central overheads, where costs cannot be directly attributed to any one service, are assigned to cost pools. These cumulative costs are then shared out using “cost drivers” and are added to direct service support costs under sub-service headings entitled “service support costs”.
4. All divisions and service areas have such costs and are attributed under the sub-services ending with “99” in this Budget book (e.g. for National Primary Roads Maintenance & Improvement, the code is in B0199).
5. These service support costs tend to be of a fixed or semi-fixed nature e.g. salaries, pensions, loan charges, I.S., semi-fixed overheads, etc. As such, they are not discretionary.
6. The costs can vary widely year-to-year and service-to-service. Reasons for this include variances in gratuity or lump sum payments, variances in payroll costs, variances in I.T. costs and other central cost headings, changes in the driver basis of the cost drivers e.g. numbers of transactions in Finance, etc.
7. The table below details the cost pools and drivers for 2023.

Sequence	Cost Pool		Driver Basis
1	Pensions & Lump Sums		Salary and Wages costs
2	Corporate Buildings		M ²
3	Corporate Affairs		Staff numbers
4	IT	Intranet Applications Network	No. of networked PC's Percentage usage basis
5	Post Room		Recorded Post Out Costs and usage basis of photocopying facilities
6	Human Resources		Weighted staff nos.
7	Finance		Transactions
8	Area Offices		Time Spent on Service by Area Office Staff

8. The summary CMC costs for 2023 are reflected in Appendix 1 of this Budget book.

Division A - Housing and Building

- 1.1 The Council currently manages **5,167 housing units**, of which 5,010 are Council-owned and 157 are leased.
- 1.2 An additional allocation of €640,913 is provided in the **Housing Maintenance Budget** for 2023. €400,000 of the increase reflects projected increases in rental income for 2023. The balance of the increase primarily relates to increases in energy costs, Local Property Tax payments and insurance costs. This will bring the overall Housing Maintenance Budget provision for 2023 to €6,017,597.
- 1.3 The Council has been proactive in sourcing funding from The Department of Housing, Local Government & Heritage under the **Voids Programme** since 2014. By the end of this year, the Council will have drawn down over €9.2m and will have refurbished over 1,180 vacant properties to a high standard for re-letting.
- 1.4 In addition to the above, the Council will continue to increase its expenditure, under the revised **Energy Efficiency Retrofit Programme**, to bring its housing stock to a B2/Cost-Optimal standard. In 2021, 52 units were retrofitted at a cost of €929,860. For 2022, spend will be in the region of €3.5m, which will enable 150 properties to be retrofitted. The Council will be applying for additional funding under this Programme in 2023.
- 1.5 There has been a significant increase in demand under the **Housing Grants for Older People and People with Disabilities** during 2022. In this regard, the sum of €600,000 is being provided for in 2023. This is an increase of €100,000 over the 2022 provision. The Department provides 80% funding towards these grant schemes. As the local contribution towards such grants is 20%, a local provision of €600,000 will enable the Council to co-fund an allocation of €2.4m from the Department that will allow expenditure of up to €3m in 2023.
- 1.6 Income in the sum of €13,847,544 is anticipated from **Housing Rents** in 2023.
- 1.7 The total number of properties providing social housing under the **Rental Accommodation Scheme (RAS)** is 186. Under Leasing, the figure is 157. A budget of €4,810,038 is provided under these headings. This is funded by grants and lease-rentals.
- 1.8 A sum of €52,750 is provided in respect of **Housing Estate Management**. This will enable the Council to continue to support residents' associations in Council estates that are proactive in the maintenance and upkeep of their estates.
- 1.9 The Council has issued 6 approvals in principle in respect of applications for **Housing Loans** in 2022 to date to the value of €424,825, which is funded by the Department of Housing, Local Government & Heritage.
- 1.10 The Council continues to provide options to assist borrowers who cannot sustain their loan repayments, or who wish to restructure a Shared Ownership Loan. One such Scheme is the '**Local Authority Mortgage to Rent Scheme**', which has permitted borrowers to remain in their property as tenants. Also, many **Shared Ownership Loans** have been converted to Single Annuity Loans through the restructuring process, with more to follow in 2022 and 2023.
- 1.11 A total of €1,817,765 is provided for technical and administrative support, which includes €333,573 in respect of **Voluntary Housing Loan Charges** and €344,360 for **housing construction and design** costs.
- 1.12 Expenditure in the sum of €732,329 is included in respect of **Housing for All** (Service A06 – Support to Housing Capital Prog.). This amount is fully recoupable from the Department of Housing, Local Government & Heritage.
- 1.13 **Service Support Costs** in respect of Division A amount to €5,500,461, of which €3,595,514 reflects Central Management Charges allocated from Division J.
- 1.14 The adopted revenue budget for 2022 contained a provision in the sum of €350,000 to undertake upgrading and repair works to **access infrastructure in housing estates** (including **back lanes**). €70,000 was set aside per MD, with funding coming from a specific allocation within the three-year footpath and public lighting programme. A repeat provision of €350,000 has been included for 2023.

Division B - Road Transport & Safety

2.1 The extent of the road Network in Donegal is detailed below (km):

Municipal District	National Primary	National Secondary	Regional	Local	Total
Donegal	53.4	29.7	128.0	1,141.5	1,352.6
Glenties	0.0	104.9	193.5	969.3	1,267.7
Inishowen	22.3	0.0	180.2	1,364.7	1,567.2
LK/Milf	19.0	22.0	199.8	1,094.7	1,335.5
Liff/Stran	57.1	0.0	82.2	783.7	923.0
Totals	151.8	156.6	783.7	5,353.9	6,446.0

2.2 The following sums have been provided for. The specific allocation of aspects of these will be determined following consideration at Municipal District level as part of the Road Works Programme as appropriate.

2.3 National Primary

- Winter Maintenance €278,800
- General Maintenance €288,246

National Secondary

- Winter Maintenance €164,600
- General Maintenance €195,531

The National Primary and National Secondary allocations are provided for at the same level as in 2022 and are fully funded by Transport Infrastructure Ireland.

2.4 Regional Roads

- Surface Dressing € 827,483
- Winter Maintenance €1,000,000

Local Roads

- Surface Dressing €1,930,794

Regional and Local Roads

- Discretionary Maintenance €3,856,000
- Restoration/Overlay Improvements €16,855,000

The amounts included for Regional & Local Roads are largely the same as were allocated in 2022.

2.5 The **discretionary maintenance monies** will be spent on the following activities after the fixed and the non-recoupable grant costs are addressed:

Activity	Amount per MD %
Drainage Works of Roads	40 – 50%
Road Surface Repairs	35 – 45%
Verge Maintenance	0 – 10%
Sign Maintenance	0 – 5%
Bridge Inspections	0 – 5%
Emergency RTC & Flooding Response	0 – 5%
Street Cleaning	0 – 15%

Monies will be disbursed across Municipal Districts by reference to road length and allowing for fixed costs in each Municipal District, including staff costs. Activities to be carried out shall be agreed with members at Municipal District level. Except for street cleaning, all works will be delivered using the Council's staff and minor works/service contracts with suppliers.

2.6 The road lengths serviced (gritted) under **Winter Maintenance** by category are:

NP - 167km - Priority One

NS - 154km - Priority One

R - 343km - Priority One, 238km - Priority Two

L - 78km - Priority One, 160km - Priority Two

2.7 There are currently 19,044 lights in the Council's **public lighting** inventory. The LED lamps now in place (both new and upgraded since 2016) total 13,330 (70%). Work has also commenced on the upgrading of public lighting infrastructure (columns/mini-pillars) with approximately 10% of the stock requiring replacement due to being end-of-life or damaged. A provision of €2,351,607 is included in respect of the operation & maintenance and energy costs of public lighting for 2023.

2.8 Consultants have been appointed to the **RMO Regional LED upgrade** contract with a contract to be awarded in Q4 2022. This project will require loan financing of approximately €5,000,000 to complete the transformation of the Council's public lighting infrastructure.

2.9 Over the last six years, Transport Infrastructure Ireland (TII) has funded the LED upgrade of **public lights on National Routes** in Donegal. The RMO Regional LED contract will close out any remaining upgrades on national roads in County Donegal.

2.10 The Council adopted a motion to provide funding to implement a **multi-year footpath and public lighting programme** utilising a

combination of funds from IPB, State/Agency Grants, Development Charges and Own Resources. Work on this programme is ongoing and will continue during 2023 with a focus on repairs to damaged or deteriorated sections of existing footpaths.

- 2.11 There is a need to undertake **advance design on major regional and local roads projects** across the County to support funding applications. While limited funding was received in 2021 from the DoT for the agreed priority list of 26 specific grant applications, an amount of €87,500 will be ringfenced from the Own Resources Budget in 2023 to provide for ongoing consultant fees for AA screening, flooding/drainage assessment, traffic assessment and road safety audits as these projects are developed.

In accordance with a motion adopted at the September 2019 Council Meeting, a separate allocation of €50,000 was provided to commence advance design work on the identification of future **Town Plan roads in Ballybofey/Stranorlar**. €50,000 was provided in Budget 2022 to continue this work. A consultant has been appointed and the Route Options will be completed by end of 2022. A further allocation of €50,000 is included in the draft budget for 2023 to complete the Routes Selection Stage and business case to seek grant funding in 2024.

- 2.12 Inspections are ongoing to identify those non-national **road bridge structures** requiring maintenance/repair and to progress the necessary design and planning processes to facilitate construction works in 2022. In addition to annual DTTaS grants, €191,909 from the Council's Own Resources will be provided to support this work in 2023. There are circa 5,000 bridges to be maintained across the network.
- 2.13 The DoT provides funding towards **Climate Change Adaptation and Resilience** works on regional and local roads for projects that are deemed to meet set criteria on a priority basis. A provisional amount in the sum of €949,000 is included in the draft budget for 2023. However, the level of funding that will be provided is a matter for the DoT.
- 2.14 Work on the **Designated Urban Centres Grant Scheme** (2014-2020), which received funding of

€2m for the **Joe Bonnar Link Road** along with the installation of traffic lights at the Joe Bonner / Neil T Blaney Road junction under a DoT grant are now completed. Works to complete the **Polestar** and associated junctions traffic management project will be completed under TII Capital funding.

- 2.15 **Car parking income**, net of fixed expenditure, is retained in the towns where it is collected. Total income in respect of car parking for 2023 is estimated at €1,284,733.
- 2.16 A sum of €60,000 has been allocated to a programme for the repair and replacement of **Road Signage** to ensure that any existing legacy signage complies with the requirements of the Official Languages Act.
- 2.17 **School Warden** costs of €76,000 are included in addition to €120,114 for an ongoing **Road Safety Campaign**. In addition, €557,585 is included under **School Safety and Low-Cost Accident** headings to provide for, amongst other things, the maintenance of school safety flashing lights and the preparation of **Low-Cost Accident** projects for funding under the **CLAR** and **LCA** programmes.
- 2.18 The Council is the lead authority for the national shared service, **The Road Management Office (RMO)**. The office provides supports to local authorities in the management of their road network and roadworks licensing for utilities and others. These supports include centralisation of certain work – including billing, insurance management, certain procurements, and training, and software support & development. All costs are recoupable from stakeholders including all local authorities. In this regard, Donegal, like all the other councils, will be expected to fund its own portion of the running costs and a sum of €104,580 has been provided in the draft budget for 2023 for this purpose.
- 2.19 In 2021, the TII was assigned as lead funding agency for **Greenway Projects**, excluding cross border greenway schemes. Donegal Council Council allocated necessary staff support costs in 2022 to facilitate the ongoing development of those greenways not funded under TII allocation. SEUPB NW Greenway Projects progressed well in 2022, with the Muff Greenway completed. The Muff to Three Trees extension of said greenway was progressed through design, planning, onsite assessments, and land purchase with the

expectation that construction will commence in Q1 2023. The Lifford project, which was completed in 2021, will also be extended to Castlefinn and it is also expected to proceed to construction in Q1 2023. A €2m match-funding allocation will be required as a contribution to the €25m project cost.

TII funded projects are fully funding through capital allocations and include the Inishowen Greenway (Buncrana-Bridgend, including Newtowncunningham), Burtonport to Letterkenny Greenway, and Barnesmore Greenway.

- 2.20 The **Local Improvement Scheme (LIS)** for private laneways and non-county roads was re-introduced several years ago by the Department for Rural and Community Development (DRCD). A provisional amount in the sum of €1,500,000 is included in the draft budget for 2023. However, the level of funding that will be provided is a matter for the DRCD.
- 2.21 The **Community Involvement Scheme (CIS)** was re-introduced by DoT in 2018 and has continued since. A provisional amount of €1,440,000 is included in the draft budget for 2023.

Division C – Water Services

- 3.1 The **Master Cooperation Agreement** between the Council and Irish Water is expected to be finalised by the end of 2022. This will replace the current Service Level Agreement and will facilitate the continued provision of water & wastewater services within Donegal.
- 3.2 A budget in the amount of €18,906,297 is included in Division C to reflect the ongoing arrangement with **Irish Water** in 2023. Relevant remaining loan charges in the sum of €18,123 are included and are recoupable in full.
- 3.3 A sum in the amount of €362,427 has been provided for in respect of **public conveniences**.
- 3.4 Essential minor **capital improvements at existing public conveniences** will be provided for in the 3-Year Capital Plan 2023-2025. This will include continuing to improve access to our public conveniences for all users.

Division D - Development Management

- 4.1 A sum in the amount of €2,309,949 has been provided for **Planning Control**. The Council has continued to seek the filling of posts within the Planning Department during 2022 in accordance with Workforce Plan numbers.
- 4.2 Anticipated **Panning Fees** income for 2023 is €650,000.
- 4.3 The **planning permission** application trend for the period 2017-2022 (YTD) is set out in the table below. It is projected that there will be approximately 2,185 applications by year-end.

Year	2017	2018	2019	2020	2021	2022 (YTD)
No.	1,993	1,914	2,043	2,074	2,635	1,639

- 4.4 2023 will see the nationwide introduction of **ePlanning** that will introduce a facility for the digital submission of planning applications. While this has significant benefits for those submitting applications, it introduces a significant change to how applications are assessed and processed by the Planning Authority. The ePlanning system will require investment in staffing resources, training, hardware, and software fees on an ongoing basis.
- 4.5 An amount of €607,233 has been provided for in respect of **enforcement activities** in 2023. This includes site investigations, preparation of cases for prosecution, issuing of warning letters, issuing of enforcement notices and prosecution at court.
- 4.6 The review of the **Casual Trading** byelaws continues towards the preparation of draft casual trading policies and byelaws that will be subject to countywide consultation during 2022 and publication of draft byelaws in early 2023. This review will seek to deliver designated casual trading sites across the County. The review examines the nature and scope of the licensing bye-laws and the sustainability of trading exemptions with a view to providing a structure for the sector and bringing economic benefit and footfall to town and village centres within the overarching approach to regeneration in the County.
- 4.7 The sum of €178,739 is provided in respect of the **County Donegal Heritage Office**. County Donegal Heritage Plan actions will include the

preparation of the new **County Donegal Heritage Plan**, implementation of the award-winning **Thatch Repair Grant Scheme**, continuation of the **diaspora project** with Scotland, conservation of **archaeological heritage sites**, a county **wetlands survey**, launch of **traditional skills videos**, and the coordination of **National Heritage Week**, together with various heritage awareness and education initiatives.

4.8 €896,924 has been provided in Budget 2023 for **Statutory Plans and Policies**.

4.9 The extensive policy work programme for 2022-2023 includes for the statutory review of the **County Development Plan**, the ministerial direction with respect to the variation to the Plan relating to wind energy policy, the completion of the local area plan for Letterkenny, the completion of the review of Casual Trading byelaws, consideration of the scope of the Seven Strategic Towns Local Area Plan 2018-2024 and planning policy support for the TEN-T project.

4.10 In 2022, the **Regeneration & Development Team** significantly advanced their work programme across the areas of future project development, preparation of Regeneration Strategies, submission of further multiple projects for funding consideration, and the implementation of existing funded projects. The Team has now secured funding for projects (commenced/in-development) with a collective approved value of €70.3m (**€21m URDF, €49.3m RRDF**).

4.11 Under the **URDF** component of the work programme, the implementation of the 2019 funding award for '**Letterkenny 2040**' with a total value of €2,826,110 has achieved significant momentum. The **Letterkenny 2040 Regeneration Strategy** is completed (value: €330,000) and an official launch event is scheduled for 5th December 2022. The **1st Phase of LK Green Connect walking and cycling** infrastructure progressed to site in June 2022 (value: €927,963). The **acquisition of the key strategic regeneration site** (approximate value: €1,568,148) was also progressed, with **Notice of Confirmation of the CPO** published on 25th October 2022.

Under the second URDF funding announcement, €13m in URDF support was

awarded for the next phase of Letterkenny 2040. Following project development and review of project costs, this phase of the project, entitled '**Re-energise and Connect the Historic Town Centre**' has a total value of €22.9m and includes five sub-projects: A – The Cathedral QTR; B – Renewal at Lower Main St; C – Revival at the Courthouse; D – Enabling a Regional Transport Hub; and E – LK Green Connect.

Advancement of these sub-projects is progressing through the approval processes under the Public Spending Code and awaiting DHLGH approval.

The Team has also worked throughout the year to advance projects including Market Square Part 8, An Grianan Theatre "Eat Out" Part 8, Phase 1 of the Strategic Urban Regeneration Site Part 8 and the Cultural Corridor.

The URDF work programme forms part of the **Regional Centres climate response** in relation to actions to encourage modal shift, to reduce the dominance of the private car, to reuse brownfield lands, and to create green spaces to sequester CO₂.

4.12 Under the **RRDF** component of the work programme, the Team has achieved significant momentum across a growing portfolio of projects. The **Killybegs 2040** project received Decision Gate 3 approval and proceeded to site with an increased project value of €5.4m. This project has now been handed over to the newly formed Capital Project Delivery Unit (CPDU) for delivery.

The Harbour to Island Project, with a value of €4.1m, made significant progress this year. The Shorefront Amenity element of the project was officially opened by Minister Heather Humphreys TD on 22nd July 2022 and the Phase 1 works on the redevelopment of Burtonport Harbour, which progressed to site in January 2022, are now substantially complete. This project has also now been handed over to CPDU for completion together with the **Burtonport Harbour Phase 2 works** (Value €2.3m).

The SEED project in Ballybofey & Stranorlar (value: €9.7m) and the **Tús Nua project in Carndonagh** (value: €9.5m) both received Decision Gate 2 approval to proceed to Tender Stage in August and September 2022. These

projects have also now been handed over to CPDU for implementation and delivery.

The Team has also continued to progress the February 2020 RRDF awards for Cat.2 project development work in **Ballyshannon and Ramelton**. In Ramelton (value: €249,159) Part 8 planning was secured for the project in April 2022 and a Category 1 application for Capital Funding was submitted to the DRCD by the 29th April deadline with a value of €7.9m. This application remains under assessment.

In Ballyshannon (value: €247,500), the Team is now closing out the acquisition of a town centre regeneration site in tandem with the development of a Planning Scheme using in-house resources. A Draft planning scheme was published for consultation in October 2022 and this work is progressing well. It is intended to bring this project to shovel-ready status for future Cat.1 funding-calls under the RRDF.

RRDF funding of €1.17m was awarded for the **“Repowering Buncrana”** project (Cat.2 total value of €1.35m) in Feb 2022. This project is presently at Decision Gate 2 Stage. Due diligence and Funding Agreements have been formally executed and the project will next progress to procurement of the required consultancy services before commencement of the planning, statutory consent and acquisition stages enabled by the funding award.

In June the Team held a successful public consultation event on draft plans for the **Rathmullan Community & Heritage Regeneration Project**. This project is being delivered in partnership with Rathmullan – The Way Forward Community Group, is co-funded by funding enabled by The Tomar Trust. Robin Lee Architecture has been appointed to bring forward a Part 8 Planning Scheme for this project and to position it as shovel-ready for future capital funding opportunities. The project has an estimated value of €7.5m. It is planned to publish a Part 8 planning scheme in November 2022.

The Team’s work programme has also seen further progress with the preparation of **Regeneration Strategies in the County’s Strategic Tier 2 Towns**. The Ballybofey-Stranorlar Regeneration Strategy & Action Plan was formally launched on 25th May 2022. The Ballyshannon Regeneration Strategy & Action

Plan was formally launched on 20th April 2022. The Dungloe Regeneration Strategy & Action Plan was formally launched in September 2022.

The Team is now also leading on the delivery arrangements for a **Town Centre First Plan for Milford** (Value €100,000). A tender issued for the required architect led master planning consultancy services on eTenders in November 2022 ahead of the planned formal launch of the project in early 2023.

The Team will continue to focus on progressing further projects through planning and application stages, with a view to maximising external funding opportunities, including those presenting under the URDF and RRDF programmes in 2022 and beyond. In this regard, project development work is already underway and continuing in Ballyshannon, Ramelton, Milford, Dungloe and Rathmullan.

4.13 €100,000 has been provided to cover unfunded costs associated with the **Capital Projects Delivery Unit (CPDU)** which was established in the Community Development and Planning Directorate during 2022. The CPDU is responsible for delivering major capital projects such as Riverine Park in Lifford/Strabane; Fort Dunree; RRDF projects in Burtonport (Phase 2), Killybegs, Carndonagh and Ballybofey; Donegal Regional Salt Barn; URDF Letterkenny 2040 – Public Realm; Alpha Innovation and Beta Enterprise buildings in Letterkenny.

4.14 An amount in the sum of €304,930 has been provided for **Building Control** functions in Budget 2023.

4.15 An amount in the sum of €298,416 has been provided for **Unfinished Housing Estates** in Budget 2023.

An amount in the sum of €275,616 has been provided for the **Taking-in-Charge of Housing Estates** in Budget 2023. This repeats the provisions made in recent revenue budgets and allows the Council to continue to make progress in these important areas, whilst taking advantage of external funding opportunities where available (e.g. department funding and bonds). During 2022 (YTD), 32 estates containing 944 housing units were considered at Municipal District meetings, with the approval of Elected Members being sought to have them taken in charge (in accordance with Section 180 of the

Planning Act). It is anticipated that another 6 estates will be sent forward before the end of 2022, subject to the resolution of minor issues such as outstanding wayleaves and agreement with Irish Water.

Throughout 2023, the planning authority will continue to maximise the number of estates taken in charge, while also aiming to deliver on the capital projects that have been allocated funding to date under the Multi-annual Developer Provided Infrastructure Resolution Programme.

- 4.16 A central provision to support **ferry services** has been maintained in Budget 2023 at €225,000.
- 4.17 The discretionary **Development Fund Initiative (DFI)** has been maintained at €740,000. The **Members Development Fund (MDF)** has been maintained at €236,000, representing an allocation capacity of just over €6,350 per member. The number of community/voluntary groups benefiting from these grants over the past five years is set out in the table below:

	2017	2018	2019	2020	2021
MDF	488	464	491	465	341
DFI	128	177	212	223	221

- 4.18 **Donegal PEACE IV Action Plan** with an approved budget of €5.5m (accounted for in the capital account) continues to support and implement activities under three themes: ‘Children & Young People’; ‘Shared Spaces & Services’ and ‘Building Positive Relations’. Playgrounds in Bruckless, Killea and Rossnowlagh are completed and opened to the Public. The multi-use pitch in Stranorlar is due to commence in Q4 2022, subject to planning approval.

Under the **PEACEPLUS Programme 2022-2027**, Donegal County Council has been allocated an indicative budget of €7,635,395.

- 4.19 Donegal **Local Community Development Committee (LCDC)** continues to oversee a very significant programme of work and important funding streams. In its capacity as the Local Action Group (LAG) for the LEADER programme, the LCDC administers the **Rural Development/LEADER Programme** in the County, with a budget of €13.4m for the period 2014-2020 and a further €3.8m for the LEADER Transitional Programme 2021-2023.

Details of the €180 million LEADER Programme for 2023-2027 were announced by DRCD in

October 2022. Preparation work for the new programme will roll out in early 2023 with an initial allocation of €10.4m for Donegal.

The LCDC is responsible for the administration of the **Social Inclusion Community Activation Programme (SICAP)** in the County, with a value of €2m in the period 2018 to 2022. The SICAP programme has been extended by a year to 2023.

The LCDC administered the Community Activities Fund in 2022. Donegal LCDC was allocated €318,923 from the fund and has continued to administer the programme throughout 2022.

The LCDC has signed Letters of Undertaking with DRCD to administer two new programmes on behalf of the Department beginning in 2022. Donegal Intercultural Platform has been awarded funding under the **Community Development Programme (CDP)** for its work to support social, cultural, and economic inclusion of Black and Minority Ethnic communities in Donegal.

The DRCD has selected Aranmore Island for inclusion in the pilot of the **Empowering Communities Programme**. Donegal LCDC will administer the funding for the programme and will work closely with DLDC who will deliver the community development work on the ground.

The review and development of a new **Local Economic & Community Plan (LECP)** will be progressed in 2023.

- 4.20 The **Healthy Ireland Fund (HIF) Round 4 Programme (HIF 2023-2025)** represents a more evidenced-based outcomes led approach, with a longer 3-year timeframe. The grant period for Round 4 will run from 1 June 2022 to 31 December 2025. Donegal LCDC has been approved for a budget of €40,000 for 2023 and an indicative budget of €40,000 per annum for 2024-2025.

- 4.21 The **Sláintecare Healthy Communities Initiative** is a new interagency plan to improve the health and wellbeing of some of the most disadvantaged areas of society. The programme, which is being administered by the LCDC will run for three years initially, from 2022 -2024, and covers two areas in Donegal in the first phase, Inishowen and An Gaeltacht. Two Community Development Officers have been recruited to deliver the programme in the pilot areas. Seed funding of €75K per area was allocated in 2022.

It is expected that further funding for the programme will be received in 2023.

- 4.22 Projects funded under the **Sláintecare Healthy Communities Programme Enhancement Works** (value: €498,812) are to be completed in 2022 or early 2023. (see below).

	Details
Inishowen	Enhancement of Walking Trails at Drumfries – Meendoran (€44,667) Barrack Hill Playground Project (€124,204) Moville Playground Project (€81,027)
Gaeltacht	Dungloe Foreshore Playground Project (€79,442) Muckish Railway Walk Enhancement (€73,638) Scioból na bhfear, Tory Island. (€95,834)

- 4.23 The sum of €405,786 has been provided for **Social Inclusion** activities in 2023. The Council will continue to support various social inclusion initiatives in 2023, including: **Social Inclusion Week** and **Pride of Place**. The Unit will continue to co-ordinate the implementation of the **Age Friendly** and **Black and Ethnic Minority Inclusion Strategies** as well as providing administrative support to the **Public Participation Network (PPN)** and the **Youth Council**.

- 4.24 Leanann Rannóg Gaeilge na Comhairle orthu ag comhlíonadh trí fheidhm fhoriomlána. Ar an chéad dul síos, tá **ról maoirseachta agus comhairliúcháin** acu maidir le cur i bhfeidhm na ndualgas, na ngealltanais, na rialachán agus na gcaighdeán Gaeilge mar a fhoráiltear faoi Acht na dTeangacha Oifigiúla 2003 (arna leasú 2021). Ar an dara dul síos, leanann Rannóg na Gaeilge orthu ag cur reimse leathan **seirbhísí tacaíochta agus gníomhaíochtaí ar fáil do stiúrthóireachtaí eile** de chuid na Comhairle, lena n-áirítear aistriúcháin laethúla, aistriúcháin chomhuaineacha ag cruinnithe éagsúla agus coistí éagsúla de chuid na Comhairle, agus comhoibriú chun cuidiú le feabhas a chur ar líon agus ar chaighdeán na seirbhísí Gaeilge ón Chomhairle. Agus ar an tríú dul síos, tá baint ag Rannóg na Gaeilge le heagrú, forbairt agus/nó cur chun cinn **imeachtaí, scéimeanna agus pleannanna Gaeilge** ar fud an chontae agus san Iarthuaisceart, lena n-áirítear imeachtaí agus gníomhaíochtaí mar chuid de Sheachtain na Gaeilge, an tSeachtain um Chuimsiú Sóisialta, an tSeachtain Náisiúnta Oidhreacht Náisiúnta, Tionscadal Taighde Gaeilge Trasteorann an

Iarthuaiscirt, Scéim Scoláireachtaí Gaeltachta, Comhairle na nÓg, agus imeachtaí agus gníomhaíochtaí pobail eile trí Ghaeilge.

The Council's Rannóg na Gaeilge continues to perform three overall functions. Firstly, it carries out a **supervisory and consultation role** in relation to the implementation of Irish language obligations, commitments, regulations, and standards as provided for under the Official Languages Act 2003 (as amended 2021). Secondly, Rannóg na Gaeilge continues to provide a wide **range of support services and activities to other directorates** of the Council, including daily translations, simultaneous translations at a range of Council meetings and committees, and co-operation in helping to increase and improve the number and quality of services in the Irish language from the Council. And thirdly, Rannóg na Gaeilge is involved in the organisation, development and/or promotion of **Irish language events, schemes, and plans** throughout the County and in the North-west, including as part of Seachtain na Gaeilge, Social Inclusion Week, National Heritage Week, the Northwest Cross-Border Irish Language Research Project, Gaeltacht Scholarship Scheme, Comhairle na nÓg, and other community events and activities through Irish.

- 4.25 An update on **Town & Village Renewal Schemes** (2017-2022) is provided below:

Year	Details
2017-2020	In consultation with the Dept. of Rural & Community Development, works on the remaining towns & villages approved under the schemes are to be completed in 2023.
2021	All works in Churchill, Moville & Newtowncunningham will be completed in 2023.
2022	Works funded in Lifford under the Streetscape Enhancement Measure will be progressed in 2023.

- 4.26 **Outdoor Recreation Infrastructure Scheme** (2018-2022) – see table below:

Year	Details
2019 (Measure 3)	Construction of an upland path on Errigal to be fully complete by Q2 of 2023.
2020-2022 (Measure 1)	All works on the projects approved are to be complete by the end of 2023.
2020 (Measure 3) 2021 (Measure 2)	The next phases of work on the Muckish Railway Walk Enhancement Project (Creelough to Falcarragh) to be completed by the end of 2023.

4.27 **CLÁR (2020-2022)** – see table below:

Year	Details
2020-2022 (Measure 1)	All projects funded under CLÁR will be completed by the end of 2023.

- 4.28 The development and implementation of a **Visitor Management Plan for Malin Head** continued to be progressed in 2022, with development commencing in phases from 2023, dependent on the allocation of funding. Negotiations continue with landowners and the local community with a view to submitting a planning application in 2023 for the development of Phase 1. Proposed works in Phase 1 include a boardwalk to Dunaldragh, a viewing platform, interaction points, lift and viewing platform at the existing tower, and development of a carpark.
- 4.29 The traffic management system at **Sliabh Liag** continued to operate very successfully during the summer period resulting in the elimination of traffic congestion in the local area. A shuttle bus service from the Visitor Centre caters for the increasing numbers of people visiting the attraction and enhances the overall visitor experience. The shuttle bus service will be continued in the coming years.
- 4.30 Work on the **‘Developed & Emerging Tourist Destinations Investment Scheme’** Bundoran will continue in 2023 (total funding €669,313), with the project expected to be completed by mid-2024.
- 4.31 The development of activity centres in Downings and Bundoran, funded under **‘Failte Ireland’s Platforms for Growth: Facility Centres for Water sports Activities’**, will be progressed through the development and statutory consent stage in 2023 & 2024. Tullan Strand Beach access project is to be developed in conjunction with the water-based activity centre project. (Total funding for both projects is approximately €1,700,000).
- 4.32 Work on the **‘Local Authority Weatherproofing and Outdoor Dining Infrastructure Scheme’** being proposed adjacent to an An Grianán Theatre in Letterkenny, which is currently at planning stage, will continue in 2023. Subject to the approval of planning permission, the project is expected to be completed in 2023 (total funding is €137,000).
- 4.33 The Council currently manages over 60 **playgrounds**. In addition to refurbishing several playgrounds (subject to available funding), an allocation of €120,500 has been made in respect of playground maintenance & inspection in line with RoSPA requirements.
- 4.34 The development of the **Urban Adventure Sports project** in the Bernard McGlinchey Town Park in Letterkenny will be completed in 2023.
- 4.35 Community Development is leading out on the delivery of the **Donegal Outdoor Recreation Strategy 2023-2029**. The purpose of the Strategy is to identify the key priorities and actions in sustainably managing and developing outdoor recreation in the County.
- 4.36 **Donegal Joint Policing Committee (JPC)** continued to meet on a regular basis throughout 2022 and held a very successful Donegal Garda Youth Awards in September 2022. A new five-year strategic plan was considered and adopted for the period 2021-2025. €5,000 has been provided under this heading for 2023.
- 4.37 Engaging with **Donegal’s Diaspora** continues to be a key priority for the Council into 2023. Ongoing work will include a focus on investment and economic development opportunities, highlighting the Council’s regeneration investments and private sector opportunities arising from that. A new ‘Relocation Campaign’ highlighting opportunities to live, work, study and do business in Donegal will also be delivered in partnership with a range of stakeholders including the private sector. An enhanced programme of engagement to build on the existing diaspora network will also be delivered including through digital channels and a series of events such as Tip O’Neill Awards, Donegal Connect and Remote Working events.
- 4.38 The **Local Enterprise Office (LEO)** is tasked with promoting enterprise and entrepreneurship in the County, providing direct supports to individuals and businesses to set up, develop and grow in the County; the fostering of innovation and export capabilities within firms, as well as contributing to the wider economic development of the County.
- 4.39 During 2022, many of the exceptional **Covid-19** and **Brexit** related supports provided via the LEO ceased, and there has been a policy focus on delivering core enterprise supports to support start-ups and expansions, with a particular

emphasis on developing capabilities such as LEAN business practices, export and scaling capabilities.

4.40 As at 2nd November 2022, there were:

	No. of Approvals	Value of Approvals/No. of participants
Grant Aid Approvals	35	€852,625
Trading Online Vouchers	35	€69,558.84
Mentoring Approvals	126	€26,900
Digital Start	23	€103,500
Green for Micro	9	€22,500
LEAN for Micro	16	€72,000
Number of Training Programmes/events	76	1,200

4.41 During 2022, the Local Enterprise Office delivered the following strategic actions:

- Completed the preparation of the **LEO Enterprise Development Plan** for the period 2021-2024.
- Completed the preparation of the **10-Year Enterprise Development Plan for County Donegal**.
- Published the regional research project carried out by Lancaster University into the challenges and opportunities for entrepreneurship in the NW region under the **2020 Regional Action Plan**.
- Launched the new **Creative Coast** website with over 190 creative businesses currently featuring.
- Contributed to the preparation of the new **North West Regional Enterprise Plan 2022-2024**.
- Secured funding for the next COSME funded **Enterprise Europe Network Programme** for the period 2022-2027.

4.42 In 2023, within the context of the **Donegal Strategic Enterprise Development Plan**, the Local Enterprise Office will continue with its core programmes and supports which will include:

- the further development of the **Food Coast**
- the development of the **Creative Coast**
- the development of the **Donegal Engineering Cluster**
- Delivery of the **schools' enterprise programme**
- Delivery of **Local Enterprise Week**
- Design and delivery of **pre-accelerator and accelerator programmes**

4.43 The Local Enterprise Office will continue to adapt and tailor its supports in response to the needs of businesses arising from Brexit, the energy crisis, and inflationary pressures and will continue to make its mentoring programme widely available. The findings of its annual portfolio survey, carried out in the final quarter of the year, will assist in identifying the perceived and real challenges facing its client base in this regard. It will continue to deliver the customs training programmes in response to local demand and where necessary develop additional support programmes.

4.44 Within the **Enterprise Europe Network (EEN)** project, which is managed nationally by Local Enterprise Office Donegal for the 31 LEOs, there is a range of events planned in 2023. The previous programme came to an end in December 2021 and a new consortium application led by Enterprise Ireland was approved in which Donegal County Council, through the Local Enterprise Office, will continue to manage the project for the LA/LEO network. 2022 saw the completion of Stage One of both the SinCE-AFC and PASSPARTOOL INTERREG Europe projects.

4.45 A draft budget in the amount of €1,659,026 is allocated for the **Local Enterprise Office** for 2023, which includes a contribution of €74,393 from the Council's own resources.

4.46 The **Economic Development Division** will continue to deliver a range of initiatives to support economic development and job creation in Donegal in collaboration with a range of public and private sector partners.

4.47 The Council's Economic Development Division works closely with IDA in attracting and adding **IDA supported jobs**. 2022 was a strong year for IDA job announcements in Donegal including announcements by FinTru (300), Travizory Border Security SA (30), Zinkworks (50), Concentrix (50), Abbott (200) and Tata Consultancy Services (200). The Division also works closely with ATU, Údarás na Gaeltachta, Enterprise Ireland and other development partners to secure economic development opportunities and job creation for the County.

4.48 The **Business Concierge Service** dealt with approximately 35 enquiries in 2022 from businesses looking to access Council services, including businesses looking to explore

- location, relocation, or expansion plans. This service will continue in 2023.
- 4.49 In the area of **Property Solutions**, opportunities for Council-owned land and buildings to support economic activity and job creation, particularly in the context of post-Brexit and post-Covid-19 opportunities, continue to be progressed.
- 4.50 Development of a 30-acre multi-use park at **The Common in Lifford** is progressing with construction of enabling infrastructure expected to commence in late Q1 2023, subject to planning consent. Other opportunities for Council-owned land and buildings will also be considered in 2023 as opportunities arise.
- 4.51 The development of the **Business Innovation Quarter in Letterkenny** town centre will continue in 2023, including the development of the Alpha Innovation Centre which has secured €3.6m co-funding from Enterprise Ireland, and the €14m Beta Business Centre which is being developed in partnership with Catalyst NI. 2022 saw the recruitment of a Head of Innovation for the Alpha Innovation Centre and a bespoke programme of activity to enhance business innovation capability is underway and will continue in 2023.
- 4.52 **Donegal 2040 Strategic Development Company** has been established as a designated activity company to efficiently develop and manage a range of Council-led economic development related investments, including the Business Innovation Quarter in Letterkenny, Island House in Killybegs, Burtonport Enterprise Centre and Carrigart Hub alongside other buildings being developed as part of RRDF related investments in other towns and villages. A General Manager was appointed in 2022 to oversee the development of this Company.
- 4.53 The Council will continue to work closely with **Derry City and Strabane District Council** in developing and implementing an Inward Investment Strategy for the region focusing on key sectors of competitive advantage in key markets including Dublin, London, and the U.S. Work will also progress on the Talent Solution Platform for the region and on developing the regions innovation capability.
- 4.54 A range of activities to develop the **Donegal Place Brand** was rolled out in 2022, including initiatives such as Buy Donegal, Love Donegal and Donegal Connect. A new Donegal branded clothing range was launched with a view to raising the profile of the Donegal place brand and positioning Donegal as a great place to live, work, invest and visit. This work will continue in 2023, including the extensive online and digital marketing and communications activity.
- 4.55 The rollout of **Remote Working for Business Strategy** will continue to be a priority for the Economic Development team in 2023. As the remote or agile work pattern continues to thrive post-Covid, Donegal continues to position itself as an excellent location for remote working through a range of activities including promotional activities such as the Remote Working Holiday campaign, supporting hubs and networking via Grow Remote and the Connected Hubs platform.
- 4.56 The Council's participation in and commitment to the **Atlantic Economic Corridor (AEC)** will continue. It stretches along the western seaboard, includes ten local authority regions from Donegal to Kerry, and aims to encourage economic growth in the region.
- 4.57 The **Blue Economy** has been identified as a key sector for growth for Donegal, and the Economic Development Division will continue to work closely with the **Killybegs Marine Cluster** with a view to driving growth and competitiveness in this sector across the County.
- 4.58 The Economic Development Division will develop detailed crossborder proposals in 2023 in a range of areas including **Regenerative Tourism, Innovation Plaza, NW Reg Tech Cluster and Slí Cholmcille** under the **Shared Island Local Authority Programme**.
- 4.59 The Economic Development Division will continue to support the work of the Council's **Fisheries and Agricultural Committees** in 2023, focusing on how best to support these sectors in a post-Brexit and post-Covid scenario.
- 4.60 The **Strategic Funding Unit** will continue to work with networks such as the Assembly of the Maritime Regions, Conference of the Peripheral Maritime Regions, and Irish Regions Office to maximise external funding and co-funding opportunities, both national and EU, to

align with the key priorities and strategic objectives of Donegal County Council.

- 4.61 The Division will continue to work with local stakeholders to deliver **Outdoor Public Spaces** projects in Bundoran and Donegal Town.
- 4.62 2022 saw the reopening of the **tourism** and travel sector not just in Ireland but globally. Many challenges are continuing to surface for businesses in the sector including accessing talent and skills, rising costs and inflation, and increasing competition from the opening-up of other travel destinations. The Council will continue to proactively engage with all key partners including Failte Ireland and Donegal Tourism Clg to support businesses on their road to recovery, to respond to the challenges presented and to maximize the opportunities.
- 4.63 To continue to assist the sector, the specific additional budget of €700,000 for the funding of a **tourism infrastructure, marketing, and business-activation scheme**, which was also made available in 2021 and 2022, will be made available again in 2023. Of this, €500,000 (€100,000 per MD) will be made available to carry out valuable minor tourism-related works and which can be used as match-funding should opportunities present.
- A fund of €200,000 is being made available in 2023 to support new and **innovative tourism initiatives**, which will see product providers supported to collaborate and develop products offering exceptional visitor experiences in line with the emerging priorities of the **new Tourism Strategy**.
- 4.64 The recommendations from the Study of the **Camping, Caravan and Campervan** Sector in Donegal will continue to be implemented in 2023. Funding of €200,000 was allocated to businesses and community-based groups in 2022 for the provision of facilities to support the sustainable development of this sector and this work will continue in 2023.
- 4.65 The Council's **Tourism Marketing** team, in conjunction with **Donegal Tourism CLG**, will continue to promote Donegal as a holiday destination-of-choice and target specific markets in Ireland and overseas. The Council will work with a range of partners including Tourism Ireland and Failte Ireland to ensure that there is a strong promotional focus on Donegal and the North West region. This includes building on the

€600k marketing campaign invested by Tourism Ireland in the GB market focusing on Donegal and Derry in 2022, as well as the **island-of-Ireland marketing campaign** in collaboration with Derry City and Strabane District Council, funded through the **North West Regional Development Fund**.

- 4.66 The Council will continue to engage with partners across the region, including Mayo and Sligo, as well as looking to develop strong crossborder partnerships with the Causeway Coastal Route providers, to develop strong and compelling **regional tourism offerings for overseas markets**.
- 4.67 The Council will continue to invest in its **digital marketing** assets including **GoVisitDonegal.ie**, social media, and blogging platforms to promote Donegal in a targeted and effective way. These assets will continue to be central platforms for the promotion of Donegal as a destination-of-choice for visitors.
- 4.68 The Council will continue to support the development of the **Donegal Golf Cluster** in Donegal through a range of activities building on the success of the Irish Legends Tournament in Rosapenna in 2021 and 2022, and on the legacy of the Irish Open in Ballyliffin in 2018.
- 4.69 The Council is committed to continuing to support **air access** to our region. An allocation totalling €50,000 has been made to support **Aerphort Dhún na nGall** and **Ireland West Airport**.
- 4.70 The '**Public Lights and Minor Infrastructure Fund**' is repeated in the draft budget for 2023. The total value of the fund is in the sum of €259,000 (equivalent to €7,000 per elected member). Arrangements for this fund have been agreed through the Roads & Transportation SPC.

Division E – Environmental Services

- 5.1 A sum of €1,361,455 is provided for **landfill operations**, which includes the aftercare and maintenance of closed licensed landfills and historic loan charges. Essential capital improvements at a number of these facilities has been grant-funded by the Department of the Environment, Climate and Communications (DECC). A DECC grant-funded project to develop an Integrated Constructed Wetland (which will significantly **reduce energy and**

- transport costs**) for Ballynacarrick Landfill Site is at an advanced planning stage and it is hoped that the first phase of construction will be carried out in 2023.
- 5.2 €541,100 has been provided in respect of the six **recycling centres** in the County at Carndonagh, Dungloe, Laghey, Letterkenny, Milford and Stranorlar.
- 5.3 Funding is also included in the draft budget for 2023 to facilitate 479 **Bring Banks** at 73 Bring Bank sites across the County, and other recycling activities (€45,500).
- 5.4 There is a provision of €585,015 for resources for the enforcement of the provisions of the **Litter Pollution Act**, and the **Waste Management Act**.
- 5.5 €223,989 is provided in the **circular economy** and **Waste Awareness Programme** for ongoing initiatives including recycling services. The Council supports Donegal communities, schools, and businesses on a range of environmental issues including **climate change**. The Council supports national initiatives in collaboration with the CU Regional Waste Management Planning Office, the DECC and the EPA.
- 5.6 A sum of €711,641 has been provided for **Water Quality Management** purposes which continues the Council's work with LAWPRO, EPA and other agencies in achieving the objectives of the **River Basin Management Plan** and to strive to achieve our ongoing aim of being **Ireland's cleanest and greenest region**.
- 5.7 A specific and discretionary allocation of €20,000 per Municipal District is included in the draft Revenue Budget for 2023 to assist the great work of the **Tidy Towns** groups countywide.
- 5.8 A sum of €664,000 has been provided in respect of **street cleaning** in the draft budget for 2023.
- 5.9 A sum of €692,361, including DECC funding, has been provided to cover staff and associated costs in relation to all aspects of **waste regulation and enforcement**. The main objective is to improve the quality of our environment, conserve resources, and bring certainty to the sector, while supporting the work of our communities.
- 5.10 The 3-Year Capital Plan 2023-2025 provides for the continued rollout of the installation of real-time **Air Quality Monitors** in more towns and villages countywide, which has assumed a greater relevance with the rollout of additional Solid Fuel Regulations.
- 5.11 The Draft Budget for 2023 includes the sum of €621,882 to cover **Water Safety**, including the employment of 47 **Beach Lifeguards** at our designated bathing areas during the summer months. This allows Donegal to continue to improve our facilities and services at 21 of Ireland's Designated Bathing Areas (14%).
- 5.12 In 2021, the Council signed the Covenant of Mayors and initiated work to identify two **Decarbonisation Zones (DZ)**. In 2022, the Council led out on work to establish an '**Energy Agency**' for Donegal initially, and ultimately for the **Northwest City Region**. The Council will continue work in 2023 to (i) consider relevant targets to monitor, evaluate, and report annually on the implementation of the national **Climate Action Plan** objectives, (ii) secure external funding for the Energy Agency, and (iii) to progress the development of DZ Implementation Plans.
- 5.13 A sum in the amount of €7,918,248 is provided in respect of the **Donegal County Council Fire Service**. This service has a complement of 147 retained fire fighters across 15 brigades, and 14 volunteer fire fighters across 2 brigades. Additional services are provided by the Northern Ireland Fire & Rescue Service in certain parts of the County.
- This figure includes allocations across various headings to allow the Fire Service to meet its statutory and service delivery objectives.
- 5.14 Primary areas of expenditure in the **Fire Service** include:
- **Personnel costs** including gratuities: €3,917,000
 - **General training** programmes: €251,500
 - **Standard Operating Guidelines** training programmes: €12,100
 - Contribution to **Regional Communications Centre**: €445,600
 - Buildings, vehicles, and equipment **maintenance and running costs**: €1,492,393
- 5.15 Services will continue to be provided for in areas of **major emergency management**,

primary schools programme, fire prevention and education, and fire safety awareness.

- 5.16 Elements of the **Fire Service Business Continuity Plan**, which was activated on 16th March 2020 in response to the Covid-19 pandemic, remain in effect. The Plan sets out the necessary measures to ensure continuity of service delivery.
- 5.17 The Fire Service was deemed an essential service under the **National Action Plan on COVID-19**, and the Fire Service in Donegal remained, and continues to remain, fully operational throughout the Covid-19 pandemic. The pandemic presented the Fire Service with many challenges to overcome, whilst maintaining its operational readiness 24/7.
- Elements of the protocols put in place to mitigate the impact of Covid-19 and to ensure the continuation of service delivery remain in place. Training at local, regional, and national level, which was deferred during the pandemic, has seen a return to normality, albeit with certain Covid-19 measures in place. The revised mobilization protocols, fleets and equipment maintenance procedures, and training arrangements, which were put in place at the start of the pandemic, substantially remain in effect.
- Additional investment in Covid-19 related PPE and associated equipment has assisted the Fire Service in being able to continue with safe service provision. This additional cost will continue for the foreseeable future.
- 5.18 For the period from the 1st of January 2022 to 31st of August 2022, there were 520 incidents in the County, as against 524 for the same period in 2021. The number of fires in 2022 was 17 fewer than for the same period in 2021, road traffic collisions increased from 80 to 98, and false alarms reduced from 117 to 107.
- 5.19 123 applications for **Fire Safety Certificates** were received from the 1st of January 2022 to the 30th of September 2022, as against 127 for the same period in 2021.
- 5.20 A sum in the amount of €210,382 is provided in respect of **Civil Defence** for 2023. This service has a complement of **94 volunteer members** across the County who continue to support the

Principal Response Agencies, while also assisting local communities in non-emergency activities.

- 5.21 Primary areas of **Civil Defence** expenditure include:
- **Salaries:** €116,418
 - **Training** for volunteers and associated costs: €19,200
 - Buildings, vehicles, and equipment **maintenance and running costs:** €74,764
- 5.22 In 2022, **community assistance** was provided to 31 non-emergency community events, providing 3,026 voluntary hours to local charitable and sporting events and local authority sponsored events. This included ambulance and medical cover.
- 5.23 Civil Defence continues to provide administration, social spacing, and medical support to the **Irish Blood Transfusion Board**. In 2022 this was provided at 59 blood clinics.
- 5.24 Civil Defence continues to develop and rollout its essential training programmes, in line with Government restrictions, in the areas of **Medical (CPR – EMT level), Land and Water Based Search & Rescue, Drones, Swift Water Rescue, Fire Fighting and Flooding Response**.
- 5.25 Additional services will continue to be provided for in 2023 in areas of **Major Emergency Management**, supporting the Dept of Agriculture in the **Avian Influenza** response and the **Community CPR Programme**.
- 5.26 An **Assistant Civil Defence Officer** has been appointed in 2022 to support the work and activities of Civil Civil Defence.

Division F – Recreation and Amenity

- 6.1 A provision in the amount of €1,025,448 has been made in respect of **leisure facilities** operations and contributions.
- 6.2 An allocation of €357,670 is provided for **beach access, maintenance, and cleaning** in 2023. The work undertaken in this area will be crucial in continuing to complement the tourism initiatives described in Division D of these preambles (the tourism infrastructure, business, and marketing activation scheme).
- 6.3 The Culture Division will continue to deliver a wide programme of activities in line with the

goals and actions set out in '**Cultúr le Chéile: Strategic Plan for the Culture Division 2022 – 2026.**'

- 6.4 Building on the data from the Donegal/DCSDC area audience baseline survey, an **audience development plan**, focussing on families and on older people was prepared and implementation of the initiatives commenced in 2022. The initiatives will continue to be rolled out in 2023, in conjunction with data collection on audience attendance from cultural partners.
- 6.5 The annual **National Famine Commemoration** scheduled to take place in County Donegal in 2020, 2021 and then 2022 was postponed. National plans for this State ceremonial event have yet to be confirmed for 2023.
- 6.6 The Council will continue to rollout the **Creative Ireland** initiative, through its Donegal Culture and Creativity Team, which includes staff from Libraries, County Arts, Regional Cultural Centre, County Museum, County Archives, Heritage Office, Conservation Office, Local Enterprise Office, Rannóg na Gaeilge, Film Office and Social Inclusion Unit. The new '**Donegal Culture and Creativity Strategy 2023 – 2027**' will be launched and related actions implemented.
- 6.7 A provision of €3,838,863 is provided to fund **Library Service Operations**, Taobh Tíre community outreach points, and the cross-border mobile library.
- 6.8 Donegal libraries will continue to implement actions set out in **national strategic programmes** including Right to Read, Healthy Ireland at Your Library, Work Matters, and the Europe Direct Centre. Libraries will provide online events and resources and will continue to facilitate digital skills development. Libraries will continue to deliver programmes, events, and services through a hybrid (online and in-person) approach.
- 6.9 Libraries will implement a new national **Public Library Strategy 2023 - 2027** across the branch network. **My Open Library** Service will be available in Buncrana Community Library; the library will be accessible from 8am – 10pm, 7 days per week, all year round.
- 6.10 Plans for **Donegal Town Library** will be progressed, and a **Small-Scale Capital Works** programme will continue to be delivered.
- 6.11 The **Regional Cultural Centre** will continue to provide vital support to cultural practitioners throughout Donegal and deliver world-class online and physical programmes of exhibitions, concerts, film, youth events, community events and intercultural events, engaging with local communities across Donegal and building strong cultural connections with our international diaspora.
- 6.12 A provision of €1,400,287 has been provided to cover a wide range of arts activity including facilities/events such as **An Grianán Theatre, Earagail Arts Festival, Abbey Arts Centre, Strategic Partnerships, Artists Bursaries, Culture Night, support for festivals and support for new artistic works**, including a performance by the Inishowen Trad Orchestra at the National Concert Hall, Dublin.
- 6.13 The **Donegal Bay and Blue Stacks Festival**, which supports artists and engages communities in the south of the County, will present its 23rd annual programme in 2023. The Festival will showcase new theatre, music and spectacle works.
- 6.14 The Council will avail of the Arts Council's Specialist Staffing Scheme in 2023, the primary focus of which will be **arts and cultural diversity**.
- 6.15 Match funding in the sum of € 378,000 will be provided by the Council towards significant capital works funded under the **Cultural Capital Scheme** for projects totalling €756,000 which are due to commence at An Grianán Theatre and the Abbey Arts Centre in 2023.
- 6.16 A sum in the amount of €379,997 is provided in respect of the **County Museum** service. The Museum will coordinate the Council's **Decade of Centenaries programme** funded through the Department of Tourism, Culture, Arts, Gaeltacht, Sport and Media. The programme for 2023 will include the delivery of an exhibition on the theme of the Revolutionary Period in Donegal. The Museum will also organise an events and education programme on a variety of topics working in collaboration with various groups and organisations.
- 6.17 The sum of €139,532 is provided for in respect of the **County Archives** services. Amongst other developments in 2023, the digitisation and uploading onto our website of archives relevant to the Decade of Centenaries and other archival material will take place. Acquisition, processing of, and access to archives will continue. Research

into the suitability of the former **Prior School** as the County Archives Centre will continue.

- 6.18 A provision of €1,374,491 is included in respect of the maintenance and upkeep of parks & open spaces.

Division G – Agriculture, Education, Health and Welfare

- 7.1 The Council is responsible for maintaining over 100 **Pier & Harbour facilities** around the coast of Donegal, ranging from busy multi-faceted facilities, such as Greencastle harbour, to small piers/slipways in remote locations serving just a handful of users.
- 7.2 Based on the 2017 Survey Report findings, updated through subsequent annual inspections, the Council continues to address **safety and infrastructural works at its piers/harbours**. Some work will be undertaken through the annual maintenance budget, while capital funding is sought through the Department of Agriculture, Food and the Marine (DAFM) fund for larger scale projects (max of €200,000 per project) and other funding opportunities as they arise. During 2022, the Council made multiple applications for funding to the Brexit Adjustment funding programme (BALAMI).
- 7.3 The Council is also progressing multiple foreshore lease applications and detailed designs to deliver projects in 2023 through BALAMI funding. The **Greencastle Harbour Breakwater** project has progressed very well since 2021, with the contractor appointment underway and works due to complete in Q4 of 2023.
- 7.4 A provision of €1,326,153 has been made in respect of **Operation of Harbours**, including marine safety, harbour facilities and equipment maintenance, at-site waste disposal, de-fouling of slipways, dredging and pontoon removal/installation.

Division H – Miscellaneous Services

- 8.1 The sum of €4,943,149 is provided in respect of the **Machinery Yard**, (machinery and central stores), of which €4,397,458 is funded.

- 8.2 **Commercial Rates Income** for 2023 totals €38,837,059. The total number of current rateable properties is 6,069.
- 8.3 A provision for **irrecoverable Commercial Rates** in the sum of €6,773,804 is included in the draft budget for 2023. Rates may be deemed irrecoverable for a number of reasons, including where properties have been vacant for all or part of the year, and amounts deemed as bad debt that cannot be legally pursued.
- 8.4 The draft budget for 2023 includes a provision of €375,000 to fund the continuation of **Donegal County Council's Small Business Grant Scheme**. This allows businesses to avail of a 7.5% reduction, to a maximum of €375, when paying their Commercial Rates liability in full by the 31st October.
- 8.5 Donegal County Council's **Rates Incentive Scheme** remains in place for 2023. The scheme was first introduced in 2020 and is designed to assist new commercial businesses to set up in the traditional social and commercial heart of towns and villages in Donegal. The scheme aims to reduce the number of vacant premises, stimulate commercial activity, promote retail diversity, and reinvigorate town and village centres. The scheme offers the opportunity for new qualifying businesses to avail of discounts on their Commercial Rates bills in their first three years of trading.
- 8.6 €766,128 is provided to administer the Commercial Rate Book. This is primarily for salary costs associated with the collection of Commercial Rates.
- 8.7 It is estimated that €300,000 will be collected in respect of the **Non-Principal Private Residence (NPPR) charge** in 2023. The NPPR charge, which covers the years 2009 – 2013, is payable, with certain exemptions, on properties that were not the owner's principal private residence during these years. Liability to legacy charges and penalties is being phased out over the period 2021 – 2025.
- 8.8 The Income Collection Unit also has responsibility for the collection of **Fire Charges, Marine Charges, and Development Charges**.
- 8.9 The **Targeted Commercial Rates Waiver Scheme** was extended into Q1 2022. The value of this waiver was €1,691,552 and the credit

was applied to 1,039 businesses. This measure was fully funded by Central Government.

8.10 Donegal County Council's **Information Technology infrastructure** serves 107 locations countywide and is one of the largest Local Authority networks in Ireland.

The infrastructure comprises: -

- 85 Servers
- 1,557 Desktop & Notebook Computers
- 344 Printers/Scanners/Plotters
- 29 Print Management Multi-Function Devices (managed solely by Information Systems)
- 82 Other Multi-Function Devices (managed by Reprographics Section with support from Information Systems)
- 366 Tablets
- 650 Mobile Phones
- 200 Other data devices
- 260 IP Telephone Handsets

Together with this ICT infrastructure, a wide range of Council business systems and applications are managed on an ongoing basis.

8.11 In addition to the management & maintenance of all Council ICT systems, networks and operations, the Information Systems Department will continue to support Council objectives with a range of **business analysis and dedicated systems support** to all parts of the organisation.

8.12 As reported to members during the year, Covid-19 continues to place substantial demands on the Council's Information Systems service in terms of **supporting revised working practices**, cyber protection, business continuity, and hybrid meetings. It is expected that these alternative work arrangements will continue into 2023.

8.13 It is also anticipated that the introduction of a **blended working** policy in the Council will draw significantly on Information Systems resources in 2023 including the provision of base infrastructure, ongoing technical support, and cyber protections, as well as the provision of HR systems to manage applications from staff.

8.14 A **multi-annual reinvestment programme** is ongoing in respect of the Council's ICT infrastructure. Investment in networking improvements, data storage, telephony systems, software licensing, information &

cyber security, upgrading of information systems and further development of workplace collaboration tools will continue into 2023.

A large part of this investment expenditure is included in the 3-Year Capital Plan 2023 – 2025, which will involve an increased cost to the Council's operational budget in this area, as a result of revised software licensing arrangements, security protections, and upgraded computing infrastructure.

However, the investment will enable more efficient and modern work practices within the Council and lead to the development of more efficient and modern services to our customers.

One such project completed in 2022 is the IP Telephony system and Contact Centre Support Solution. This project will reduce costs, provide multiple new features, and enable more efficiencies in managing the Council telephony network. This system replaced an Analog PBX Telephone System that was originally installed over 20 years ago.

8.15 There will be further developments and enhancements to the **Council's online and social media presence** in 2023, aiming to maximise the branding, communications, and online service potential across all Council service areas. The Information Systems Department will play a key supporting role in delivering this strategy.

8.16 The Information Systems Department continues to work with relevant Government Departments and Telecommunications Companies to assist the rollout of **high-speed broadband** throughout the County, including the **National Broadband Plan**. The Broadband Office has a key role in facilitating this business area, as well as delivering on associated digital initiatives countywide.

As part of the National Broadband Plan, 12 Broadband Connection Points have been established in Donegal to avail of early High-Speed Broadband Connections. Some of the BCP locations have developed their facility into mini hubs, using the connectivity to offer remote working space.

8.17 Through the **ERNACT** network, the Council will continue to seek EU project funding opportunities in the field of ICT and Digital

technologies. A wide range of Digital Projects are currently being managed by ERNACT.

A range of strategically important projects were completed during 2022, including:

- **Emergreen** - Emerging Technologies for Greener Communities. Donegal County Council developed the 'Donegal Coastal Stories' mobile service under this program to capture images of changing coastal dynamics.
- **SMARTIC-Smart Energy Management** in remote Northern, Peripheral and Arctic regions. Sensors to measure oil consumption, electricity consumption, temperature and humidity have been installed in Council premises in Letterkenny to capture data which allows for comparative analysis of energy consumption.

8.18 Information Systems will continue the development and implementation of the inter-agency **Donegal Digital Project** which promotes the use of digital technologies to support economic activity, employment creation, and community enhancement initiatives.

Several strategically important projects are scheduled for completion in early 2023:

- **Inishowen Innovation Hub** involves the renovation of the former Bunrana Town Council office with a modern extension to provide space for over 70 people with first class facilities and support services.
- **Malinbeg Digital Hub** involves the restoration of An Sean Scoil Malinbeg to act as a local high-speed broadband focus point providing 3 office spaces and 8-9 hotdesking spaces and support facilities.

8.19 The Council's Procurement Office continues to provide support, training, and guidance to staff engaged in public procurement, with particular emphasis on compliance with local, national and EU procurement rules and identifying opportunities for greater efficiencies. Clear policies and procedures exist to ensure that, irrespective of purchase method, the overriding objective is that the Council achieves value-for-money and reduces risk to the organisation, whilst complying with all relevant directives and regulations.

During 2022, the Procurement Office completed the tendering process for legal services under two separate frameworks as operated by the Office of Government Procurement (OGP) for 'Property, Estates and Conveyancing Services' and 'Debt Management Services'. These new contracts for services are due to come into operation within a matter of weeks.

DRAFT FORMAT OF BUDGET 2023

Donegal County Council

TABLE A - CALCULATION OF ANNUAL RATE ON VALUATION							
Summary by Service Division							
		Expenditure	Income	Budget Net Expenditure 2023		Estimated Net Expenditure Outturn 2022	
		€	€	€	%	€	%
Gross Revenue Expenditure & Income							
Housing and Building		23,403,864	22,516,529	887,335	1%	247,373	0%
Road Transport & Safety		55,182,543	35,000,060	20,182,483	31%	18,948,251	30%
Water Services		21,861,623	19,636,092	2,225,531	3%	1,342,285	2%
Development Management		19,135,001	5,378,167	13,756,834	21%	12,549,565	20%
Environmental Services		16,546,885	1,839,939	14,706,946	23%	14,131,860	22%
Recreation and Amenity		10,342,221	682,671	9,659,550	15%	9,125,618	14%
Agriculture, Food and the Marine		2,714,468	529,179	2,185,289	3%	2,148,389	3%
Miscellaneous Services		26,369,302	24,756,365	1,612,937	2%	5,668,534	9%
		175,555,907	110,339,002	65,216,905	100%	64,161,875	100%
Provision for Debit Balance		0		0			
Adjusted Gross Expenditure & Income	(A)	175,555,907	110,339,002	65,216,905		64,161,875	
Financed by Other Income/Credit Balances							
Provision for Credit Balance			0	0			
Local Property Tax			26,379,846	26,379,846		26,809,502	
Sub - Total	(B)			26,379,846		26,809,502	
Net Amount of Rates to be Levied	(A-B)			38,837,059			
Value of Base Year Adjustment				211,713.38			
Amount of Rates to be Levied (Gross of BYA)	(D)			39,048,772			
Net Effective Valuation	(E)			543,779.03			
General Annual Rate on Valuation	D/E			71.81			

* Standard rounding rules apply throughout

		Table B Expenditure & Income for 2023 and Estimated Outturn for 2022							
		2023				2022			
		Expenditure		Income		Expenditure		Income	
		Adopted by Council	Estimated by Chief Executive	Adopted by Council	Estimated by Chief Executive	Adopted by Council	Estimated Outturn	Adopted by Council	Estimated Outturn
Division & Services		€	€	€	€	€	€	€	€
Code	Housing and Building								
A01	Maintenance/Improvement of LA Housing Units	8,357,147	8,357,147	880,143	880,143	7,499,834	8,585,214	967,643	2,067,643
A02	Housing Assessment, Allocation and Transfer	1,984,319	1,984,319	184,056	184,056	1,868,795	1,859,681	179,056	179,056
A03	Housing Rent and Tenant Purchase Administration	1,344,804	1,344,804	13,143,066	13,143,066	1,329,142	1,325,330	12,537,476	12,537,476
A04	Housing Community Development Support	266,961	266,961	6,065	6,065	276,963	276,319	6,065	6,065
A05	Administration of Homeless Service	712,440	712,440	470,026	470,026	546,233	544,171	309,776	309,776
A06	Support to Housing Capital Prog.	2,195,009	2,195,009	1,265,741	1,265,741	1,321,403	1,318,064	560,640	560,640
A07	RAS and Leasing Programme	5,291,548	5,291,548	5,081,868	5,081,868	5,052,236	5,047,844	4,896,424	4,896,424
A08	Housing Loans	1,142,990	1,142,990	494,751	494,751	1,212,914	1,211,257	480,792	480,792
A09	Housing Grants	1,784,643	1,784,643	616,528	616,528	1,515,323	1,505,480	516,528	516,528
A11	Agency & Recoupable Services	6,006	6,006	543	543	17,570	17,517	14,103	14,103
A12	HAP Programme	317,997	317,997	373,742	373,742	302,973	302,973	177,973	177,973
	Service Division Total	23,403,864	23,403,864	22,516,529	22,516,529	20,943,386	21,993,850	20,646,476	21,746,476
Code	Road Transport & Safety								
B01	NP Road - Maintenance and Improvement	1,234,511	1,234,511	728,173	728,173	1,158,317	1,153,604	728,173	728,173
B02	NS Road - Maintenance and Improvement	1,339,494	1,339,494	596,505	596,505	1,224,070	1,216,431	596,505	596,505
B03	Regional Road - Maintenance and Improvement	17,567,988	17,567,988	10,746,750	10,746,750	17,466,934	17,415,639	10,894,500	10,894,500
B04	Local Road - Maintenance and Improvement	29,162,038	29,162,038	20,868,009	20,868,009	27,519,864	34,383,394	20,118,008	27,013,958
B05	Public Lighting	2,382,626	2,382,626	85,648	85,648	2,652,745	2,652,460	85,618	85,618
B06	Traffic Management Improvement	380,247	380,247	1,537	1,537	440,644	437,613	147,267	147,267
B07	Road Safety Engineering Improvement	589,119	589,119	422,280	422,280	546,943	546,664	422,280	422,280
B08	Road Safety Promotion/Education	247,974	247,974	3,839	3,839	234,651	234,195	3,839	3,839
B09	Car Parking	1,258,149	1,258,149	1,301,817	1,301,817	1,271,787	1,270,505	1,136,097	1,136,097
B10	Support to Roads Capital Prog.	864,947	864,947	90,300	90,300	767,102	759,431	90,301	90,301
B11	Agency & Recoupable Services	155,450	155,450	155,202	155,202	139,512	139,032	142,178	142,178
	Service Division Total	55,182,543	55,182,543	35,000,060	35,000,060	53,422,569	60,208,968	34,364,766	41,260,716

Table B Expenditure & Income for 2023 and Estimated Outturn for 2022									
Division & Services		2023				2022			
		Expenditure		Income		Expenditure		Income	
		Adopted by Council	Estimated by Chief Executive	Adopted by Council	Estimated by Chief Executive	Adopted by Council	Estimated Outturn	Adopted by Council	Estimated Outturn
Code		€	€	€	€	€	€	€	€
	Water Services								
C01	Water Supply	13,330,106	13,330,106	326,333	326,333	10,995,831	10,961,690	326,333	326,333
C02	Waste Water Treatment	2,524,451	2,524,451	79,284	79,284	2,566,236	2,551,076	79,284	79,284
C03	Collection of Water and Waste Water Charges	617,420	617,420	21,254	21,254	573,510	568,357	21,254	21,254
C04	Public Conveniences	448,606	448,606	8,244	8,244	393,420	392,653	8,244	8,244
C05	Admin of Group and Private Installations	307,124	307,124	176,368	176,368	220,016	217,816	176,368	176,368
C06	Support to Water Capital Programme	3,687,276	3,687,276	51,179	51,179	3,087,271	3,081,937	51,179	51,179
C07	Agency & Recoupable Services	697,973	697,973	3,549,010	3,549,010	631,972	627,418	3,549,010	3,549,010
C08	Local Authority Water and Sanitary Services	248,667	248,667	15,424,420	15,424,420	201,537	200,332	13,047,323	13,047,323
	Service Division Total	21,861,623	21,861,623	19,636,092	19,636,092	18,669,793	18,601,279	17,258,995	17,258,995
	Development Management								
D01	Forward Planning	1,194,945	1,194,945	23,589	23,589	1,294,218	1,291,580	23,589	23,589
D02	Development Management	3,552,158	3,552,158	767,495	767,495	3,124,193	3,112,867	717,995	717,995
D03	Enforcement	983,975	983,975	26,244	26,244	971,457	968,072	26,244	26,244
D04	Industrial and Commercial Facilities	1,800	1,800	127	127	1,800	1,800	127	127
D05	Tourism Development and Promotion	2,103,444	2,103,444	735,794	735,794	1,983,189	1,980,998	871,514	871,514
D06	Community and Enterprise Function	5,417,973	5,417,973	1,267,857	1,267,857	4,797,984	4,792,414	844,270	844,270
D07	Unfinished Housing Estates	341,365	341,365	4,305	4,305	312,605	312,224	4,305	4,305
D08	Building Control	350,268	350,268	110,823	110,823	220,913	220,509	110,823	110,823
D09	Economic Development and Promotion	4,095,758	4,095,758	2,179,427	2,179,427	3,694,020	3,689,314	1,903,705	1,903,705
D10	Property Management	253,301	253,301	0	0	148,876	148,876	0	0
D11	Heritage and Conservation Services	503,447	503,447	198,346	198,346	514,634	514,143	233,946	233,946
D12	Agency & Recoupable Services	336,567	336,567	64,160	64,160	304,878	303,889	50,603	50,603
	Service Division Total	19,135,001	19,135,001	5,378,167	5,378,167	17,368,767	17,336,686	4,787,121	4,787,121

Division & Services		Table B Expenditure & Income for 2023 and Estimated Outturn for 2022							
		2023				2022			
		Expenditure		Income		Expenditure		Income	
		Adopted by Council	Estimated by Chief Executive	Adopted by Council	Estimated by Chief Executive	Adopted by Council	Estimated Outturn	Adopted by Council	Estimated Outturn
		€	€	€	€	€	€	€	€
Code	Environmental Services								
E01	Landfill Operation and Aftercare	1,709,929	1,709,929	3,237	3,237	1,727,987	1,977,430	3,237	3,237
E02	Recovery & Recycling Facilities Operations	1,048,909	1,048,909	19,285	19,285	950,080	1,047,517	17,285	17,285
E03	Waste to Energy Facilities Operations	0	0	0	0	0	0	0	0
E04	Provision of Waste to Collection Services	30,685	30,685	0	0	25,581	25,575	0	0
E05	Litter Management	2,004,331	2,004,331	209,400	209,400	1,891,116	1,887,795	226,650	226,650
E06	Street Cleaning	677,654	677,654	1,512	1,512	676,186	676,064	1,512	1,512
E07	Waste Regulations, Monitoring and Enforcement	797,533	797,533	471,135	471,135	763,609	762,654	471,134	471,134
E08	Waste Management Planning	60,408	60,408	0	0	60,311	60,308	0	0
E09	Maintenance of Burial Grounds	42,840	42,840	520	520	42,557	42,531	520	520
E10	Safety of Structures and Places	914,539	914,539	147,882	147,882	789,039	788,559	129,307	129,307
E11	Operation of Fire Service	7,748,248	7,748,248	333,824	333,824	7,260,697	7,256,973	334,324	334,324
E12	Fire Prevention	170,591	170,591	248,205	248,205	154,853	153,464	239,505	239,505
E13	Water Quality, Air and Noise Pollution	907,114	907,114	126,349	126,349	784,393	782,639	66,349	66,349
E14	Agency & Recoupable Services	0	0	0	0	0	0	0	0
E15	Climate Change and Flooding	434,104	434,104	278,590	278,590	160,173	160,173	0	0
	Service Division Total	16,546,885	16,546,885	1,839,939	1,839,939	15,286,582	15,621,682	1,489,823	1,489,823
Code	Recreation & Amenity								
F01	Leisure Facilities Operations	1,048,271	1,048,271	23,719	23,719	1,371,384	1,371,182	23,719	23,719
F02	Operation of Library and Archival Service	5,286,662	5,286,662	328,485	328,485	4,608,583	4,596,969	247,139	247,139
F03	Outdoor Leisure Areas Operations	1,881,578	1,881,578	38,949	38,949	1,798,461	1,797,119	38,949	38,949
F04	Community Sport and Recreational Development	1,281	1,281	0	0	172,968	172,956	97,263	97,263
F05	Operation of Arts Programme	2,124,429	2,124,429	291,518	291,518	1,951,524	1,948,733	354,271	354,271
F06	Agency & Recoupable Services	0	0	0	0	0	0	0	0
	Service Division Total	10,342,221	10,342,221	682,671	682,671	9,902,920	9,886,959	761,341	761,341

		Table B Expenditure & Income for 2023 and Estimated Outturn for 2022							
		2023				2022			
		Expenditure		Income		Expenditure		Income	
		Adopted by Council	Estimated by Chief Executive	Adopted by Council	Estimated by Chief Executive	Adopted by Council	Estimated Outturn	Adopted by Council	Estimated Outturn
Division & Services		€	€	€	€	€	€	€	€
Code	Agriculture, Food and the Marine								
G01	Land Drainage Costs	3,138	3,138	173	173	140,201	139,922	137,582	137,582
G02	Operation and Maintenance of Piers and Harbours	1,670,069	1,670,069	71,972	71,972	1,697,170	1,663,046	71,972	71,972
G03	Coastal Protection	752	752	136	136	677	609	136	136
G04	Veterinary Service	856,222	856,222	452,704	452,704	804,888	790,677	444,209	444,209
G05	Educational Support Services	169,287	169,287	4,194	4,194	140,382	126,344	4,194	4,194
G06	Agency & Recoupable Services	15,000	15,000	0	0	85,885	85,885	0	0
	Service Division Total	2,714,468	2,714,468	529,179	529,179	2,869,203	2,806,483	658,093	658,093
Code	Miscellaneous Services								
H01	Profit/Loss Machinery Account	5,547,464	5,547,464	4,229,947	4,229,947	5,269,538	5,159,681	4,173,006	4,173,006
H02	Profit/Loss Stores Account	88,373	88,373	211,756	211,756	99,467	97,278	211,756	211,756
H03	Adminstration of Rates	8,378,253	8,378,253	117,373	117,373	8,265,671	8,238,304	167,273	467,273
H04	Franchise Costs	253,170	253,170	5,067	5,067	242,192	232,011	5,067	5,067
H05	Operation of Morgue and Coroner Expenses	401,800	401,800	466	466	380,166	379,550	466	466
H06	Weighbridges	2,887	2,887	0	0	2,556	2,300	0	0
H07	Operation of Markets and Casual Trading	92,627	92,627	28,353	28,353	89,119	88,930	28,353	28,353
H08	Malicious Damage	0	0	0	0	0	0	0	0
H09	Local Representation/Civic Leadership	1,818,288	1,818,288	1,440	1,440	1,856,681	1,847,109	352,446	352,446
H10	Motor Taxation	1,639,227	1,639,227	94,498	94,498	1,484,029	1,406,163	94,497	94,497
H11	Agency & Recoupable Services	8,147,213	8,147,213	20,067,465	20,067,465	6,151,082	6,108,506	13,442,367	12,558,434
	Service Division Total	26,369,302	26,369,302	24,756,365	24,756,365	23,840,501	23,559,832	18,475,231	17,891,298
	OVERALL TOTAL	175,555,907	175,555,907	110,339,002	110,339,002	162,303,721	170,015,739	98,441,846	105,853,863

* Standard rounding rules apply throughout

Table C - CALCULATION OF BASE YEAR ADJUSTMENT

Table C - CALCULATION OF BASE YEAR ADJUSTMENT					
	(i)	(ii)	(iii)	(iv)	(v)
Rating Authority	Annual Rate on Valuation 2023	Effective ARV (Net of BYA) 2023	Base Year Adjustment 2023	Net Effective Valuation	Value of Base Year Adjustment
			(ii)-(i)		(iii)*(iv)
	€	€	€	€	€
Donegal County Council	71.81	71.81	0.00	396,557.81	0
Former Rating Authority Areas					
Letterkenny	71.81	71.81	0.00	110,008.02	0
Bundoran	71.81	71.81	0.00	14,974.40	0
Buncrana	71.81	62.29	(9.52)	22,238.80	(211,713.38)
TOTAL				543,779.03	(211,713.38)

Table D	
ANALYSIS OF BUDGET 2023 INCOME FROM GOODS AND SERVICES	
Source of Income	2023 €
Rents from Houses	13,847,544
Housing Loans Interest & Charges	630,546
Parking Fines/Charges	1,284,733
Irish Water	18,906,297
Planning Fees	650,000
Domestic Refuse	0
Commercial Refuse	0
Landfill Charges	0
Fire Charges	540,000
Recreation / Amenity / Culture	8,000
Agency Services & Repayable Works	0
Local Authority Contributions	211,789
Superannuation	2,000,000
NPPR	300,000
Misc. (includes income from machinery yard, overhead account, transfers from reserves, PEL, dog licensing, PRTB contributions and other miscellaneous headings)	16,785,015
TOTAL	55,163,924

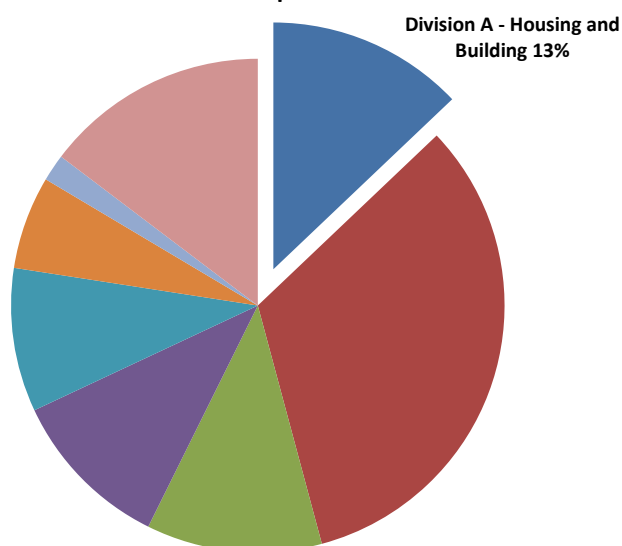
Table E	
ANALYSIS OF BUDGET INCOME 2023 FROM GRANTS AND SUBSIDIES	
	2023 €
Department of Housing, Local Government and Heritage	
Housing and Building	6,406,491
Road Transport & Safety	0
Water Services	191,623
Development Management	342,631
Environmental Services	662,458
Recreation and Amenity	0
Agriculture, Food and the Marine	0
Miscellaneous Services	11,731,548
	19,334,751
Other Departments and Bodies	
TII Transport Infrastructure Ireland	1,607,507
Tourism, Culture, Arts, Gaeltacht, Sport and Media	306,977
National Transport Authority	0
Social Protection	0
Defence	136,605
Education	0
Library Council	45,600
Arts Council	220,300
Transport	29,020,777
Justice	8,264
Agriculture, Food and the Marine	0
Enterprise, Trade and Employment	1,449,904
Rural and Community Development	241,952
Environment, Climate and Communications	0
Food Safety Authority of Ireland	245,800
Other (includes income in respect of LIS, Creative Ireland and other miscellaneous headings)	2,556,641
	35,840,327
Total Grants & Subsidies	55,175,078

**Table F Comprises Expenditure and Income by
Division to Sub-Service Level**

Division A - Housing and Building

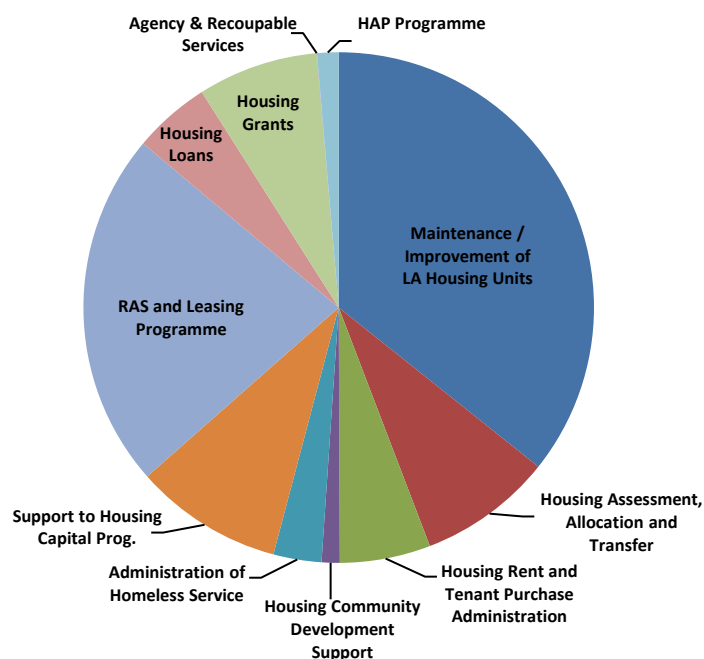
Division	Amount €	%
A Housing and Building	23,403,864	13%
B Road Transport & Safety	55,182,543	31%
C Water Services	21,861,623	12%
D Development Management	19,135,001	11%
E Environmental Services	16,546,885	9%
F Recreation and Amenity	10,342,221	6%
G Agriculture, Education, Health & Welfare	2,714,468	2%
H Miscellaneous Services	26,369,302	15%
Grand Total	175,555,907	100%

Overall Expenditure



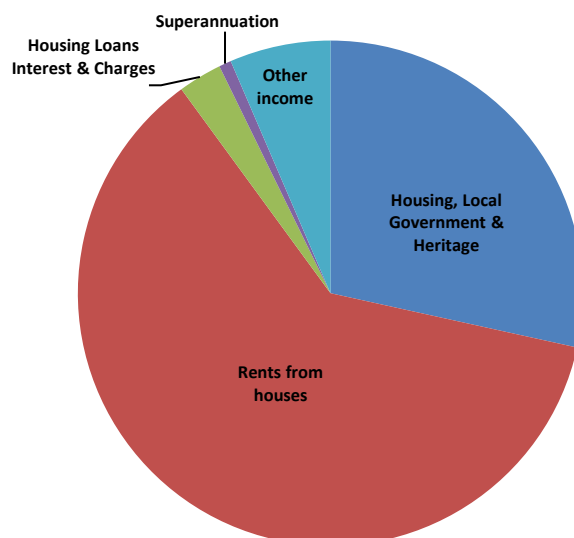
How the Division is Spent	Amount €	%
Maintenance / Improvement of LA Housing Units	8,357,147	35.7%
Housing Assessment, Allocation and Transfer	1,984,319	8.5%
Housing Rent and Tenant Purchase Administration	1,344,804	5.7%
Housing Community Development Support	266,961	1.1%
Administration of Homeless Service	712,440	3.0%
Support to Housing Capital Prog.	2,195,009	9.4%
RAS and Leasing Programme	5,291,548	22.6%
Housing Loans	1,142,990	4.9%
Housing Grants	1,784,643	7.6%
Agency & Recoupable Services	6,006	0.0%
HAP Programme	317,997	1.4%
Grand Total	23,403,864	100%

Expenditure



Sources of Income in the Division	Amount €	%
Housing, Local Government and Heritage	6,406,491	28.5%
Rents from houses	13,847,544	61.5%
Housing Loans Interest & Charges	630,546	2.8%
Superannuation	176,448	0.8%
Other income	1,455,500	6.5%
Grand Total	22,516,529	100%

Income



Expenditure & Income for 2023 and Estimated Outturn for 2022

Division & Services		2023				2022			
		Expenditure		Income		Expenditure		Income	
		Adopted by Council	Estimated by Chief Executive	Adopted by Council	Estimated by Chief Executive	Adopted by Council	Estimated Outturn	Adopted by Council	Estimated Outturn
		€	€	€	€	€	€	€	€
Code	Housing and Building								
A01	Maintenance/Improvement of LA Housing Units	8,357,147	8,357,147	880,143	880,143	7,499,834	8,585,214	967,643	2,067,643
A02	Housing Assessment, Allocation and Transfer	1,984,319	1,984,319	184,056	184,056	1,868,795	1,859,681	179,056	179,056
A03	Housing Rent and Tenant Purchase Administration	1,344,804	1,344,804	13,143,066	13,143,066	1,329,142	1,325,330	12,537,476	12,537,476
A04	Housing Community Development Support	266,961	266,961	6,065	6,065	276,963	276,319	6,065	6,065
A05	Administration of Homeless Service	712,440	712,440	470,026	470,026	546,233	544,171	309,776	309,776
A06	Support to Housing Capital Prog.	2,195,009	2,195,009	1,265,741	1,265,741	1,321,403	1,318,064	560,640	560,640
A07	RAS and Leasing Programme	5,291,548	5,291,548	5,081,868	5,081,868	5,052,236	5,047,844	4,896,424	4,896,424
A08	Housing Loans	1,142,990	1,142,990	494,751	494,751	1,212,914	1,211,257	480,792	480,792
A09	Housing Grants	1,784,643	1,784,643	616,528	616,528	1,515,323	1,505,480	516,528	516,528
A11	Agency & Recoupable Services	6,006	6,006	543	543	17,570	17,517	14,103	14,103
A12	HAP Programme	317,997	317,997	373,742	373,742	302,973	302,973	177,973	177,973
	Service Division Total	23,403,864	23,403,864	22,516,529	22,516,529	20,943,386	21,993,850	20,646,476	21,746,476

HOUSING AND BUILDING					
		2023		2022	
Expenditure by Service and Sub-Service		Adopted by Council	Estimated by Chief Executive	Adopted by Council	Estimated Outturn
Code		€	€	€	€
A0101	Maintenance of LA Housing Units	6,017,597	6,017,597	5,376,684	6,476,684
A0102	Maintenance of Traveller Accommodation Units	297,510	297,510	240,000	240,000
A0103	Traveller Accommodation Management	77,545	77,545	71,112	71,112
A0104	Estate Maintenance	350,000	350,000	350,000	350,000
A0199	Service Support Costs	1,614,495	1,614,495	1,462,038	1,447,418
Maintenance/Improvement of LA Housing Units		8,357,147	8,357,147	7,499,834	8,585,214
A0201	Assessment of Housing Needs, Allocs. & Trans.	1,003,928	1,003,928	957,395	957,395
A0299	Service Support Costs	980,391	980,391	911,400	902,286
Housing Assessment, Allocation and Transfer		1,984,319	1,984,319	1,868,795	1,859,681
A0301	Debt Management & Rent Assessment	921,135	921,135	947,932	947,932
A0399	Service Support Costs	423,669	423,669	381,210	377,398
Housing Rent and Tenant Purchase Administration		1,344,804	1,344,804	1,329,142	1,325,330
A0401	Housing Estate Management	52,750	52,750	52,750	52,750
A0402	Tenancy Management	140,864	140,864	159,832	159,832
A0403	Social and Community Housing Service	0	0	0	0
A0499	Service Support Costs	73,347	73,347	64,381	63,737
Housing Community Development Support		266,961	266,961	276,963	276,319
A0501	Homeless Grants Other Bodies	511,999	511,999	340,000	340,000
A0502	Homeless Service	0	0	0	0
A0599	Service Support Costs	200,441	200,441	206,233	204,171
Administration of Homeless Service		712,440	712,440	546,233	544,171
A0601	Technical and Administrative Support	1,817,765	1,817,765	987,488	987,488
A0602	Loan Charges	0	0	0	0
A0699	Service Support Costs	377,244	377,244	333,915	330,576
Support to Housing Capital Prog.		2,195,009	2,195,009	1,321,403	1,318,064
A0701	RAS Operations	1,908,695	1,908,695	1,873,474	1,873,474
A0702	Long Term Leasing	2,901,343	2,901,343	2,739,605	2,739,605
A0703	Payment & Availability	0	0	0	0
A0704	Affordable Leases	0	0	0	0
A0799	Service Support Costs	481,510	481,510	439,157	434,765
RAS and Leasing Programme		5,291,548	5,291,548	5,052,236	5,047,844

HOUSING AND BUILDING

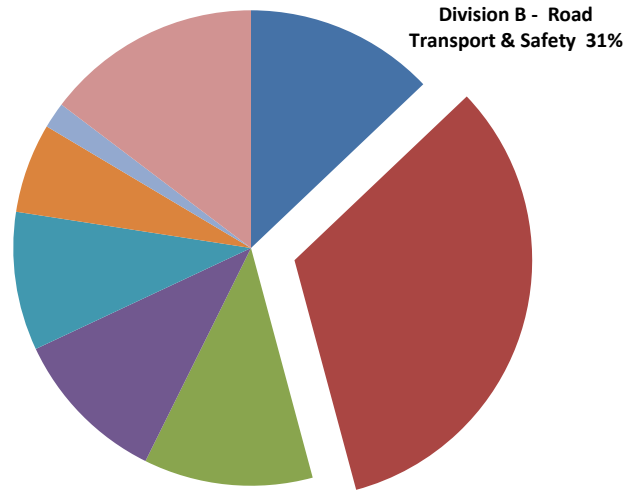
		2023		2022	
<u>Code</u>	Expenditure by Service and Sub-Service	Adopted by Council	Estimated by Chief Executive	Adopted by Council	Estimated Outturn
		€	€	€	€
A0801	Loan Interest and Other Charges	368,580	368,580	468,750	468,750
A0802	Debt Management Housing Loans	583,771	583,771	578,499	578,499
A0899	Service Support Costs	190,639	190,639	165,665	164,008
	Housing Loans	1,142,990	1,142,990	1,212,914	1,211,257
A0901	Housing Adaptation Grant Scheme	600,000	600,000	500,000	500,000
A0902	Loan Charges DPG/ERG	31,924	31,924	31,009	31,009
A0903	Essential Repair Grants	0	0	0	0
A0904	Other Housing Grant Payments	0	0	0	0
A0905	Mobility Aids Housing Grants	0	0	0	0
A0999	Service Support Costs	1,152,719	1,152,719	984,314	974,471
	Housing Grants	1,784,643	1,784,643	1,515,323	1,505,480
A1101	Agency & Recoupable Service	0	0	12,231	12,231
A1199	Service Support Costs	6,006	6,006	5,339	5,286
	Agency & Recoupable Services	6,006	6,006	17,570	17,517
A1201	HAP Operations	317,997	317,997	302,973	302,973
A1299	Service Support Costs	0	0	0	0
	HAP Programme	317,997	317,997	302,973	302,973
	Service Division Total	23,403,864	23,403,864	20,943,386	21,993,850

HOUSING AND BUILDING				
	2023		2022	
Income by Source	Adopted by Council	Estimated by Chief Executive	Adopted by Council	Estimated Outturn
	€	€	€	€
Government Grants & Subsidies				
Housing, Local Government and Heritage	6,406,491	6,406,491	5,102,447	6,202,447
Other	0	0	0	0
Total Grants & Subsidies (a)	6,406,491	6,406,491	5,102,447	6,202,447
Goods and Services				
Rents from Houses	13,847,544	13,847,544	13,286,392	13,286,392
Housing Loans Interest & Charges	630,546	630,546	617,129	617,129
Superannuation	176,448	176,448	176,448	176,448
Agency Services & Repayable Works	0	0	0	0
Local Authority Contributions	0	0	0	0
Other Income	1,455,500	1,455,500	1,464,060	1,464,060
Total Goods and Services (b)	16,110,038	16,110,038	15,544,029	15,544,029
Total Income c=(a+b)	22,516,529	22,516,529	20,646,476	21,746,476

Division B - Road Transport & Safety

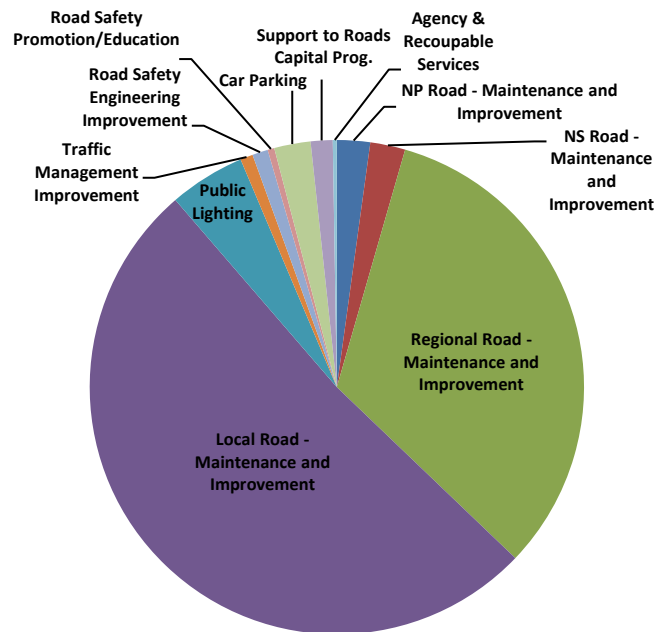
Division	Amount €	%
A Housing and Building	23,403,864	13%
B Road Transport & Safety	55,182,543	31%
C Water Services	21,861,623	12%
D Development Management	19,135,001	11%
E Environmental Services	16,546,885	9%
F Recreation and Amenity	10,342,221	6%
G Agriculture, Education, Health & Welfare	2,714,468	2%
H Miscellaneous Services	26,369,302	15%
Grand Total	175,555,907	100%

Overall Expenditure



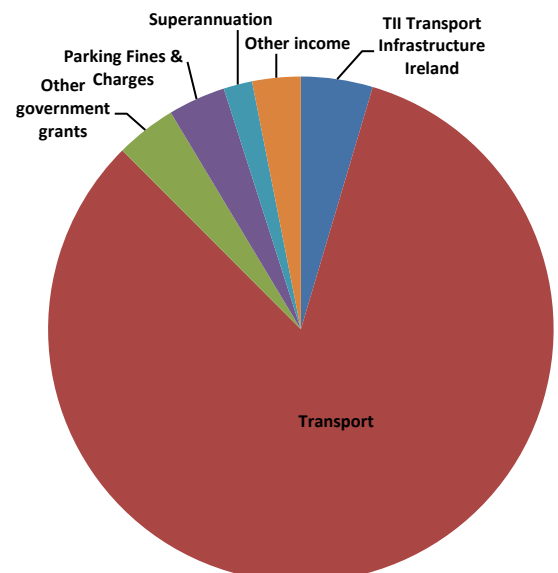
How the Division is Spent	Amount €	%
NP Road - Maintenance and Improvement	1,234,511	2.2%
NS Road - Maintenance and Improvement	1,339,494	2.4%
Regional Road - Maintenance and Improvement	17,567,988	31.8%
Local Road - Maintenance and Improvement	29,162,038	52.8%
Public Lighting	2,382,626	4.3%
Traffic Management Improvement	380,247	0.7%
Road Safety Engineering Improvement	589,119	1.1%
Road Safety Promotion/Education	247,974	0.4%
Car Parking	1,258,149	2.3%
Support to Roads Capital Prog.	864,947	1.6%
Agency & Recoupable Services	155,450	0.3%
Grand Total	55,182,543	100%

Expenditure



Sources of Income in the Division	Amount €	%
TII Transport Infrastructure Ireland	1,607,507	4.6%
Transport	29,020,777	82.9%
Other government grants	1,360,000	3.9%
Parking Fines & Charges	1,284,733	3.7%
Superannuation	642,463	1.8%
Other income	1,084,580	3.1%
Grand Total	35,000,060	100%

Income



Expenditure & Income for 2023 and Estimated Outturn for 2022

Division & Services		2023				2022			
		Expenditure		Income		Expenditure		Income	
		Adopted by Council	Estimated by Chief Executive	Adopted by Council	Estimated by Chief Executive	Adopted by Council	Estimated Outturn	Adopted by Council	Estimated Outturn
		€	€	€	€	€	€	€	€
Code	Road Transport & Safety								
B01	NP Road - Maintenance and Improvement	1,234,511	1,234,511	728,173	728,173	1,158,317	1,153,604	728,173	728,173
B02	NS Road - Maintenance and Improvement	1,339,494	1,339,494	596,505	596,505	1,224,070	1,216,431	596,505	596,505
B03	Regional Road - Maintenance and Improvement	17,567,988	17,567,988	10,746,750	10,746,750	17,466,934	17,415,639	10,894,500	10,894,500
B04	Local Road - Maintenance and Improvement	29,162,038	29,162,038	20,868,009	20,868,009	27,519,864	34,383,394	20,118,008	27,013,958
B05	Public Lighting	2,382,626	2,382,626	85,648	85,648	2,652,745	2,652,460	85,618	85,618
B06	Traffic Management Improvement	380,247	380,247	1,537	1,537	440,644	437,613	147,267	147,267
B07	Road Safety Engineering Improvement	589,119	589,119	422,280	422,280	546,943	546,664	422,280	422,280
B08	Road Safety Promotion/Education	247,974	247,974	3,839	3,839	234,651	234,195	3,839	3,839
B09	Car Parking	1,258,149	1,258,149	1,301,817	1,301,817	1,271,787	1,270,505	1,136,097	1,136,097
B10	Support to Roads Capital Prog.	864,947	864,947	90,300	90,300	767,102	759,431	90,301	90,301
B11	Agency & Recoupable Services	155,450	155,450	155,202	155,202	139,512	139,032	142,178	142,178
	Service Division Total	55,182,543	55,182,543	35,000,060	35,000,060	53,422,569	60,208,968	34,364,766	41,260,716

ROAD TRANSPORT & SAFETY

		2023		2022	
Code	Expenditure by Service and Sub-Service	Adopted by Council	Estimated by Chief Executive	Adopted by Council	Estimated Outturn
		€	€	€	€
B0101	NP - Surface Dressing	30,000	30,000	30,000	30,000
B0102	NP – Pavement Overlay/Reconstruction	90,000	90,000	90,000	90,000
B0103	NP – Winter Maintenance	278,800	278,800	279,200	279,200
B0104	NP – Bridge Maintenance (Eirspan)	0	0	0	0
B0105	NP - General Maintenance	288,246	288,246	287,846	287,846
B0106	NP – General Improvements Works	0	0	0	0
B0199	Service Support Costs	547,465	547,465	471,271	466,558
National Primary Road – Maintenance and Improvement		1,234,511	1,234,511	1,158,317	1,153,604
B0201	NS - Surface Dressing	20,000	20,000	20,000	20,000
B0202	NS - Overlay/Reconstruction	80,000	80,000	80,000	80,000
B0203	NS - Overlay/Reconstruction – Urban	0	0	0	0
B0204	NS - Winter Maintenance	164,600	164,600	165,000	165,000
B0205	NS – Bridge Maintenance (Eirspan)	0	0	0	0
B0206	NS - General Maintenance	195,531	195,531	195,131	195,131
B0207	NS – General Improvement Works	0	0	0	0
B0299	Service Support Costs	879,363	879,363	763,939	756,300
National Secondary Road – Maintenance and Improvement		1,339,494	1,339,494	1,224,070	1,216,431
B0301	Regional Roads Surface Dressing	827,483	827,483	827,483	827,483
B0302	Reg Rd Surface Rest/Road Reconstruction/Overlay	4,213,750	4,213,750	4,213,750	4,213,750
B0303	Regional Road Winter Maintenance	1,000,000	1,000,000	1,000,000	1,000,000
B0304	Regional Road Bridge Maintenance	422,500	422,500	422,500	422,500
B0305	Regional Road General Maintenance Works	3,351,211	3,351,211	3,208,667	3,208,667
B0306	Regional Road General Improvement Works	2,465,909	2,465,909	2,665,015	2,665,015
B0399	Service Support Costs	5,287,135	5,287,135	5,129,519	5,078,224
Regional Road – Improvement and Maintenance		17,567,988	17,567,988	17,466,934	17,415,639
B0401	Local Road Surface Dressing	1,930,794	1,930,794	1,930,794	4,319,994
B0402	Local Rd Surface Rest/Road Reconstruction/Overlay	12,641,250	12,641,250	12,641,250	14,064,200
B0403	Local Roads Winter Maintenance	0	0	0	0
B0404	Local Roads Bridge Maintenance	0	0	0	0
B0405	Local Roads General Maintenance Works	7,905,778	7,905,778	7,245,778	7,245,778
B0406	Local Roads General Improvement Works	3,210,000	3,210,000	2,460,000	5,543,800
B0499	Service Support Costs	3,474,216	3,474,216	3,242,042	3,209,622
Local Road - Maintenance and Improvement		29,162,038	29,162,038	27,519,864	34,383,394
B0501	Public Lighting Operating Costs	2,258,135	2,258,135	2,254,270	2,254,270
B0502	Public Lighting Improvement	93,472	93,472	369,926	369,926
B0599	Service Support Costs	31,019	31,019	28,549	28,264
Public Lighting		2,382,626	2,382,626	2,652,745	2,652,460

ROAD TRANSPORT & SAFETY

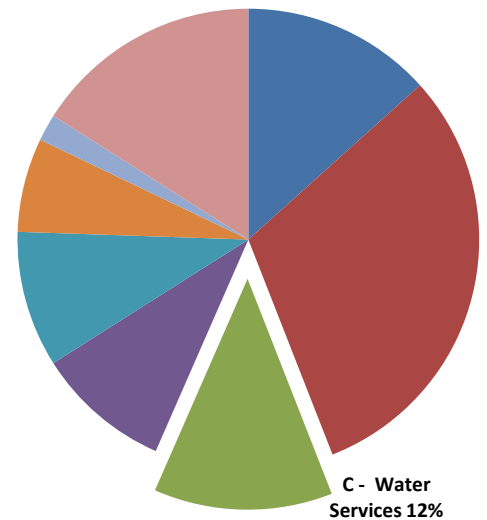
		2023		2022	
Code	Expenditure by Service and Sub-Service	Adopted by Council	Estimated by Chief Executive	Adopted by Council	Estimated Outturn
		€	€	€	€
B0601	Traffic Management	0	0	0	0
B0602	Traffic Maintenance	0	0	0	0
B0603	Traffic Improvement Measures	137,500	137,500	137,500	137,500
B0699	Service Support Costs	242,747	242,747	303,144	300,113
Traffic Management Improvement		380,247	380,247	440,644	437,613
B0701	Low Cost Remedial Measures	420,000	420,000	420,000	420,000
B0702	Other Engineering Improvements	137,585	137,585	99,071	99,071
B0799	Service Support Costs	31,534	31,534	27,872	27,593
Road Safety Engineering Improvements		589,119	589,119	546,943	546,664
B0801	School Wardens	76,000	76,000	71,000	71,000
B0802	Publicity and Promotion Road Safety	120,114	120,114	118,069	118,069
B0899	Service Support Costs	51,860	51,860	45,582	45,126
Road Safety Promotion/Education		247,974	247,974	234,651	234,195
B0901	Maintenance and Management of Car Parks	350,633	350,633	350,633	350,633
B0902	Operation of Street Parking	64,237	64,237	64,237	64,237
B0903	Parking Enforcement	699,512	699,512	728,683	728,683
B0999	Service Support Costs	143,767	143,767	128,234	126,952
Car Parking		1,258,149	1,258,149	1,271,787	1,270,505
B1001	Administration of Roads Capital Programme	0	0	0	0
B1099	Service Support Costs	864,947	864,947	767,102	759,431
Support to Roads Capital Programme		864,947	864,947	767,102	759,431
B1101	Agency & Recoupable Service	104,580	104,580	91,556	91,556
B1199	Service Support Costs	50,870	50,870	47,956	47,476
Agency & Recoupable Services		155,450	155,450	139,512	139,032
Service Division Total		55,182,543	55,182,543	53,422,569	60,208,968

ROAD TRANSPORT & SAFETY				
	2023		2022	
Income by Source	Adopted by Council	Estimated by Chief Executive	Adopted by Council	Estimated Outturn
	€	€	€	€
Government Grants				
Housing, Local Government and Heritage	0	0	0	0
TII Transport Infrastructure Ireland	1,607,507	1,607,507	1,753,207	1,753,207
Tourism, Culture, Arts, Gaeltacht, Sport and Media	0	0	0	0
National Transport Authority	0	0	0	0
Transport	29,020,777	29,020,777	29,168,527	36,064,477
Rural and Community Development	0	0	0	0
Other	1,360,000	1,360,000	680,000	680,000
Total Grants & Subsidies (a)	31,988,284	31,988,284	31,601,734	38,497,684
Goods and Services				
Parking Fines & Charges	1,284,733	1,284,733	1,119,013	1,119,013
Superannuation	642,463	642,463	642,463	642,463
Agency Services & Repayable Works	0	0	0	0
Local Authority Contributions	0	0	0	0
Other income	1,084,580	1,084,580	1,001,556	1,001,556
Total Goods and Services (b)	3,011,776	3,011,776	2,763,032	2,763,032
Total Income c=(a+b)	35,000,060	35,000,060	34,364,766	41,260,716

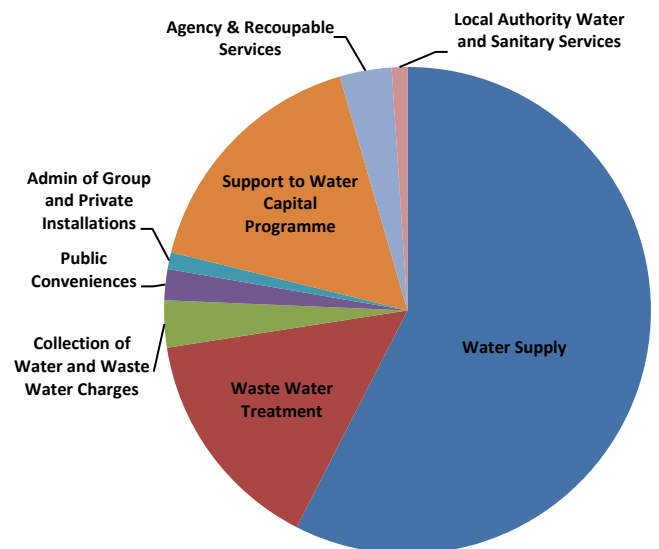
Division C - Water Services

Division	Amount €	%
A Housing and Building	23,403,864	13%
B Road Transport & Safety	55,182,543	31%
C Water Services	21,861,623	12%
D Development Management	19,135,001	11%
E Environmental Services	16,546,885	9%
F Recreation and Amenity	10,342,221	6%
G Agriculture, Education, Health & Welfare	2,714,468	2%
H Miscellaneous Services	26,369,302	15%
Grand Total	175,555,907	100%

Overall Expenditure

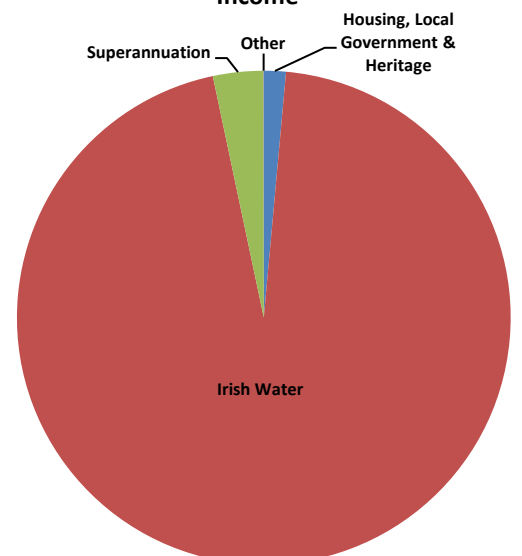


Expenditure



How the Division is Spent	Amount €	%
Water Supply	13,330,106	61.0%
Waste Water Treatment	2,524,451	11.5%
Collection of Water and Waste Water Charges	617,420	2.8%
Public Conveniences	448,606	2.1%
Admin of Group and Private Installations	307,124	1.4%
Support to Water Capital Programme	3,687,276	16.9%
Agency & Recoupable Services	697,973	3.2%
Local Authority Water and Sanitary Services	248,667	1.1%
Grand Total	21,861,623	100%

Income



Sources of Income in the Division	Amount €	%
Housing, Local Government & Heritage	191,623	1.0%
Irish Water	18,906,297	96.3%
Superannuation	535,572	2.7%
Other	2,600	0.0%
Grand Total	19,636,092	100%

Expenditure & Income for 2023 and Estimated Outturn for 2022

Division & Services		2023				2022			
		Expenditure		Income		Expenditure		Income	
		Adopted by Council	Estimated by Chief Executive	Adopted by Council	Estimated by Chief Executive	Adopted by Council	Estimated Outturn	Adopted by Council	Estimated Outturn
		€	€	€	€	€	€	€	€
Code	Water Services								
C01	Water Supply	13,330,106	13,330,106	326,333	326,333	10,995,831	10,961,690	326,333	326,333
C02	Waste Water Treatment	2,524,451	2,524,451	79,284	79,284	2,566,236	2,551,076	79,284	79,284
C03	Collection of Water and Waste Water Charges	617,420	617,420	21,254	21,254	573,510	568,357	21,254	21,254
C04	Public Conveniences	448,606	448,606	8,244	8,244	393,420	392,653	8,244	8,244
C05	Admin of Group and Private Installations	307,124	307,124	176,368	176,368	220,016	217,816	176,368	176,368
C06	Support to Water Capital Programme	3,687,276	3,687,276	51,179	51,179	3,087,271	3,081,937	51,179	51,179
C07	Agency & Recoupable Services	697,973	697,973	3,549,010	3,549,010	631,972	627,418	3,549,010	3,549,010
C08	Local Authority Water and Sanitary Services	248,667	248,667	15,424,420	15,424,420	201,537	200,332	13,047,323	13,047,323
	Service Division Total	21,861,623	21,861,623	19,636,092	19,636,092	18,669,793	18,601,279	17,258,995	17,258,995

WATER SERVICES					
		2023		2022	
Code	Expenditure by Service and Sub-Service	Adopted by Council	Estimated by Chief Executive	Adopted by Council	Estimated Outturn
		€	€	€	€
C0101	Water Plants & Networks	8,669,147	8,669,147	7,581,726	7,581,726
C0199	Service Support Costs	4,660,959	4,660,959	3,414,105	3,379,964
	Water Supply	13,330,106	13,330,106	10,995,831	10,961,690
C0201	Waste Plants and Networks	759,756	759,756	1,050,267	1,050,267
C0299	Service Support Costs	1,764,695	1,764,695	1,515,969	1,500,809
	Waste Water Treatment	2,524,451	2,524,451	2,566,236	2,551,076
C0301	Debt Management Water and Waste Water	55,683	55,683	58,259	58,259
C0399	Service Support Costs	561,737	561,737	515,251	510,098
	Collection of Water and Waste Water Charges	617,420	617,420	573,510	568,357
C0401	Operation and Maintenance of Public Conveniences	362,427	362,427	316,758	316,758
C0499	Service Support Costs	86,179	86,179	76,662	75,895
	Public Conveniences	448,606	448,606	393,420	392,653
C0501	Grants for Individual Installations	0	0	0	0
C0502	Grants for Water Group Schemes	0	0	0	0
C0503	Grants for Waste Water Group Schemes	0	0	0	0
C0504	Group Water Scheme Subsidies	0	0	0	0
C0599	Service Support Costs	307,124	307,124	220,016	217,816
	Admin of Group and Private Installations	307,124	307,124	220,016	217,816
C0601	Technical Design and Supervision	3,087,025	3,087,025	2,553,861	2,553,861
C0699	Service Support Costs	600,251	600,251	533,410	528,076
	Support to Water Capital Programme	3,687,276	3,687,276	3,087,271	3,081,937
C0701	Agency & Recoupable Service	185,717	185,717	176,581	176,581
C0799	Service Support Costs	512,256	512,256	455,391	450,837
	Agency & Recoupable Services	697,973	697,973	631,972	627,418
C0801	Local Authority Water Services	12,651	12,651	14,744	14,744
C0802	Local Authority Sanitary Services	101,622	101,622	66,267	66,267
C0899	Service Support Costs	134,394	134,394	120,526	119,321
	Local Authority Water and Sanitary Services	248,667	248,667	201,537	200,332
	Service Division Total	21,861,623	21,861,623	18,669,793	18,601,279

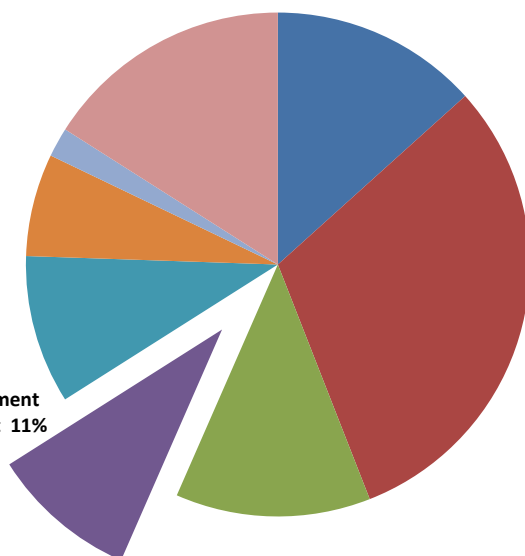
WATER SERVICES				
	2023		2022	
Income by Source	Adopted by Council	Estimated by Chief Executive	Adopted by Council	Estimated Outturn
	€	€	€	€
Government Grants				
Housing, Local Government and Heritage	191,623	191,623	245,959	245,959
Other	0	0	0	
Total Grants & Subsidies (a)	191,623	191,623	245,959	245,959
Goods and Services				
Irish Water	18,906,297	18,906,297	16,474,864	16,474,864
Superannuation	535,572	535,572	535,572	535,572
Agency Services & Repayable Works	0	0	0	0
Local Authority Contributions	0	0	0	0
Other income	2,600	2,600	2,600	2,600
Total Goods and Services (b)	19,444,469	19,444,469	17,013,036	17,013,036
Total Income c=(a+b)	19,636,092	19,636,092	17,258,995	17,258,995

Division D - Development Management

Overall Expenditure

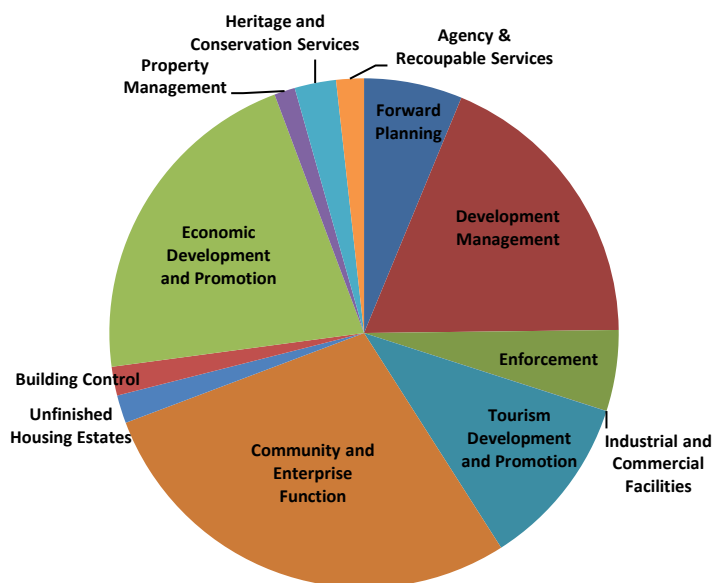
Division	Amount €	%
A Housing and Building	23,403,864	13%
B Road Transport & Safety	55,182,543	31%
C Water Services	21,861,623	12%
D Development Management	19,135,001	11%
E Environmental Services	16,546,885	9%
F Recreation and Amenity	10,342,221	6%
G Agriculture, Education, Health & Welfare	2,714,468	2%
H Miscellaneous Services	26,369,302	15%
Grand Total	175,555,907	100%

D - Development Management 11%



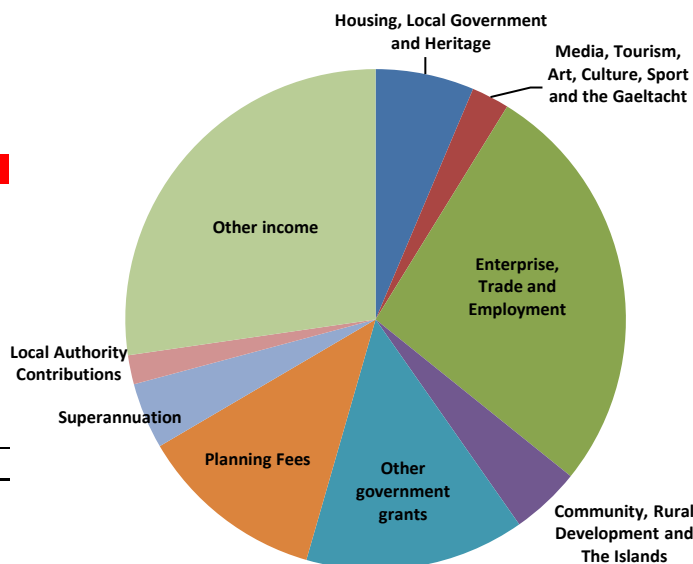
Expenditure

How the Division is Spent	Amount €	%
Forward Planning	1,194,945	6.2%
Development Management	3,552,158	18.6%
Enforcement	983,975	5.1%
Industrial and Commercial Facilities	1,800	0.0%
Tourism Development and Promotion	2,103,444	11.0%
Community and Enterprise Function	5,417,973	28.3%
Unfinished Housing Estates	341,365	1.8%
Building Control	350,268	1.8%
Economic Development and Promotion	4,095,758	21.4%
Property Management	253,301	1.3%
Heritage and Conservation Services	503,447	2.6%
Agency & Recoupable Services	336,567	1.8%
Grand Total	19,135,001	100%



Income

Sources of Income in the Division	Amount €	%
Housing, Local Government and Heritage	342,631	6.4%
Media, Tourism, Art, Culture, Sport & the Gaeltacht	131,320	2.4%
Enterprise, Trade and Employment	1,449,904	27.0%
Community, Rural Development and The Islands	241,952	4.5%
Other government grants	763,386	14.2%
Planning Fees	650,000	12.1%
Superannuation	230,058	4.3%
Local Authority Contributions	101,131	1.9%
Other income	1,467,785	27.3%
Grand Total	5,378,167	100%



Expenditure & Income for 2023 and Estimated Outturn for 2022

Division & Services		2023				2022			
		Expenditure		Income		Expenditure		Income	
		Adopted by Council	Estimated by Chief Executive	Adopted by Council	Estimated by Chief Executive	Adopted by Council	Estimated Outturn	Adopted by Council	Estimated Outturn
		€	€	€	€	€	€	€	€
Code	Development Management								
D01	Forward Planning	1,194,945	1,194,945	23,589	23,589	1,294,218	1,291,580	23,589	23,589
D02	Development Management	3,552,158	3,552,158	767,495	767,495	3,124,193	3,112,867	717,995	717,995
D03	Enforcement	983,975	983,975	26,244	26,244	971,457	968,072	26,244	26,244
D04	Industrial and Commercial Facilities	1,800	1,800	127	127	1,800	1,800	127	127
D05	Tourism Development and Promotion	2,103,444	2,103,444	735,794	735,794	1,983,189	1,980,998	871,514	871,514
D06	Community and Enterprise Function	5,417,973	5,417,973	1,267,857	1,267,857	4,797,984	4,792,414	844,270	844,270
D07	Unfinished Housing Estates	341,365	341,365	4,305	4,305	312,605	312,224	4,305	4,305
D08	Building Control	350,268	350,268	110,823	110,823	220,913	220,509	110,823	110,823
D09	Economic Development and Promotion	4,095,758	4,095,758	2,179,427	2,179,427	3,694,020	3,689,314	1,903,705	1,903,705
D10	Property Management	253,301	253,301	0	0	148,876	148,876	0	0
D11	Heritage and Conservation Services	503,447	503,447	198,346	198,346	514,634	514,143	233,946	233,946
D12	Agency & Recoupable Services	336,567	336,567	64,160	64,160	304,878	303,889	50,603	50,603
	Service Division Total	19,135,001	19,135,001	5,378,167	5,378,167	17,368,767	17,336,686	4,787,121	4,787,121

DEVELOPMENT MANAGEMENT					
Code	Expenditure by Service and Sub-Service	2023		2022	
		Adopted by Council	Estimated by Chief Executive	Adopted by Council	Estimated Outturn
		€	€	€	€
D0101	Statutory Plans and Policy	896,924	896,924	1,030,380	1,030,380
D0199	Service Support Costs	298,021	298,021	263,838	261,200
	Forward Planning	1,194,945	1,194,945	1,294,218	1,291,580
D0201	Planning Control	2,309,949	2,309,949	1,991,641	1,991,641
D0299	Service Support Costs	1,242,209	1,242,209	1,132,552	1,121,226
	Development Management	3,552,158	3,552,158	3,124,193	3,112,867
D0301	Enforcement Costs	607,233	607,233	632,928	632,928
D0399	Service Support Costs	376,742	376,742	338,529	335,144
	Enforcement	983,975	983,975	971,457	968,072
D0401	Industrial Sites Operations	0	0	0	0
D0403	Management of & Contributes to Other Commercial Facs	1,800	1,800	1,800	1,800
D0404	General Development Promotion Work	0	0	0	0
D0499	Service Support Costs	0	0	0	0
	Industrial and Commercial Facilities	1,800	1,800	1,800	1,800
D0501	Tourism Promotion	1,857,478	1,857,478	1,764,091	1,764,091
D0502	Tourist Facilities Operations	0	0	0	0
D0599	Service Support Costs	245,966	245,966	219,098	216,907
	Tourism Development and Promotion	2,103,444	2,103,444	1,983,189	1,980,998
D0601	General Community & Enterprise Expenses	4,383,790	4,383,790	4,075,635	4,075,635
D0602	RAPID Costs	0	0	0	0
D0603	Social Inclusion	405,786	405,786	165,327	165,327
D0699	Service Support Costs	628,397	628,397	557,022	551,452
	Community and Enterprise Function	5,417,973	5,417,973	4,797,984	4,792,414
D0701	Unfinished Housing Estates	298,416	298,416	274,538	274,538
D0799	Service Support Costs	42,949	42,949	38,067	37,686
	Unfinished Housing Estates	341,365	341,365	312,605	312,224
D0801	Building Control Inspection Costs	241,990	241,990	129,777	129,777
D0802	Building Control Enforcement Costs	62,940	62,940	50,727	50,727
D0899	Service Support Costs	45,338	45,338	40,409	40,005
	Building Control	350,268	350,268	220,913	220,509

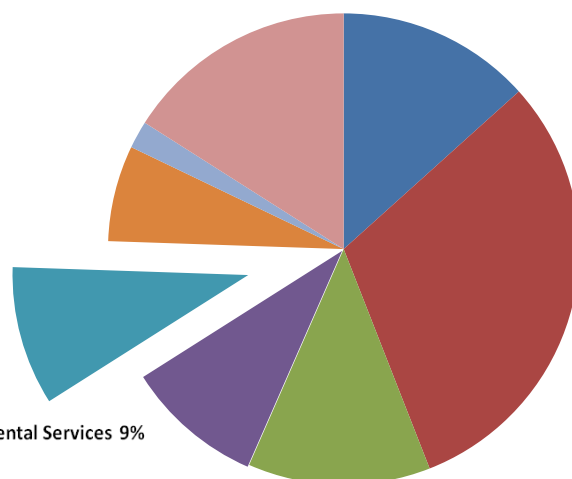
DEVELOPMENT MANAGEMENT					
		2023		2022	
Code	Expenditure by Service and Sub-Service	Adopted by Council	Estimated by Chief Executive	Adopted by Council	Estimated Outturn
		€	€	€	€
D0901	Urban and Village Renewal	0	0	0	0
D0902	EU Projects	0	0	0	0
D0903	Town Twinning	2,000	2,000	2,000	2,000
D0904	European Office	0	0	0	0
D0905	Economic Development & Promotion	1,904,903	1,904,903	1,673,595	1,673,595
D0906	Local Enterprise Office	1,659,026	1,659,026	1,547,796	1,547,796
D0999	Service Support Costs	529,829	529,829	470,629	465,923
Economic Development and Promotion		4,095,758	4,095,758	3,694,020	3,689,314
D1001	Property Management Costs	253,301	253,301	148,876	148,876
D1099	Service Support Costs	0	0	0	0
Property Management		253,301	253,301	148,876	148,876
D1101	Heritage Services	178,739	178,739	201,003	201,003
D1102	Conservation Services	262,416	262,416	256,529	256,529
D1103	Conservation Grants	8,000	8,000	8,000	8,000
D1199	Service Support Costs	54,292	54,292	49,102	48,611
Heritage and Conservation Services		503,447	503,447	514,634	514,143
D1201	Agency & Recoupable Service	224,819	224,819	206,009	206,009
D1299	Service Support Costs	111,748	111,748	98,869	97,880
Agency & Recoupable Services		336,567	336,567	304,878	303,889
Service Division Total		19,135,001	19,135,001	17,368,767	17,336,686

DEVELOPMENT MANAGEMENT				
	2023		2022	
Income by Source	Adopted by Council	Estimated by Chief Executive	Adopted by Council	Estimated Outturn
	€	€	€	€
Government Grants				
Housing, Local Government and Heritage	342,631	342,631	60,000	60,000
Tourism, Culture, Arts, Gaeltacht, Sport and Media	131,320	131,320	131,320	131,320
Enterprise, Trade and Employment	1,449,904	1,449,904	1,327,656	1,327,656
Rural and Community Development	241,952	241,952	222,064	222,064
Other	763,386	763,386	570,364	570,364
Total Grants & Subsidies (a)	2,929,193	2,929,193	2,311,404	2,311,404
Goods and Services				
Planning Fees	650,000	650,000	600,000	600,000
Superannuation	230,058	230,058	230,058	230,058
Agency Services & Repayable Works	0	0	0	0
Local Authority Contributions	101,131	101,131	6,000	6,000
Other income	1,467,785	1,467,785	1,639,659	1,639,659
Total Goods and Services (b)	2,448,974	2,448,974	2,475,717	2,475,717
Total Income c=(a+b)	5,378,167	5,378,167	4,787,121	4,787,121

Division E - Environmental Services

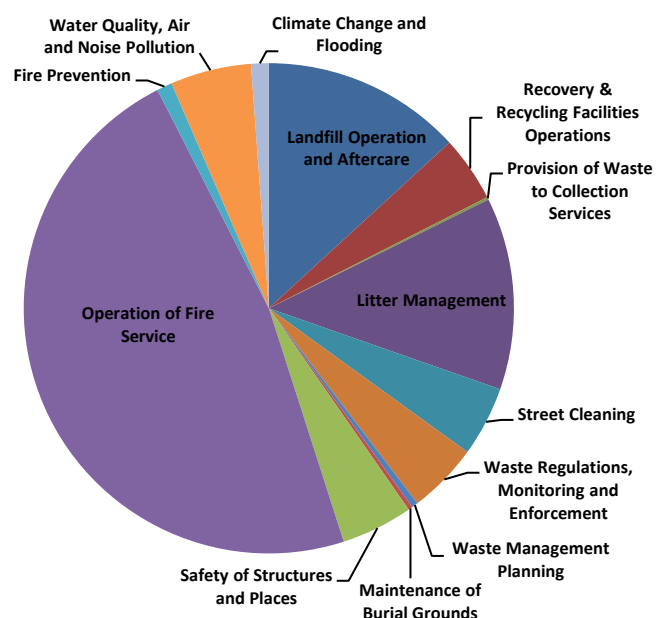
Division	Amount €	%
A Housing and Building	23,403,864	13%
B Road Transport & Safety	55,182,543	31%
C Water Services	21,861,623	12%
D Development Management	19,135,001	11%
E Environmental Services	16,546,885	9%
F Recreation and Amenity	10,342,221	6%
G Agriculture, Education, Health & Welfare	2,714,468	2%
H Miscellaneous Services	26,369,302	15%
Grand Total	175,555,907	100%

Overall Expenditure



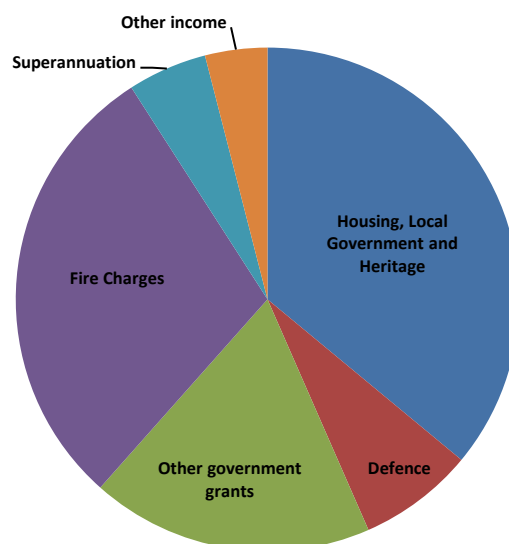
How the Division is Spent	Amount €	%
Landfill Operation and Aftercare	1,709,929	10.3%
Recovery & Recycling Facilities Operations	1,048,909	6.3%
Provision of Waste to Collection Services	30,685	0.2%
Litter Management	2,004,331	12.1%
Street Cleaning	677,654	4.1%
Waste Regulations, Monitoring and Enforcement	797,533	4.8%
Waste Management Planning	60,408	0.4%
Maintenance of Burial Grounds	42,840	0.3%
Safety of Structures and Places	914,539	5.5%
Operation of Fire Service	7,748,248	46.8%
Fire Prevention	170,591	1.0%
Water Quality, Air and Noise Pollution	907,114	5.5%
Climate Change and Flooding	434,104	2.6%
Grand Total	16,546,885	100%

Expenditure



Sources of Income in the Division	Amount €	%
Housing, Local Government and Heritage	662,458	36.0%
Defence	136,605	7.4%
Other government grants	333,591	18.1%
Fire Charges	540,000	29.3%
Superannuation	93,735	5.1%
Other income	73,550	4.0%
Grand Total	1,839,939	100%

Income



Expenditure & Income for 2023 and Estimated Outturn for 2022

Division & Services		2023				2022			
		Expenditure		Income		Expenditure		Income	
		Adopted by Council	Estimated by Chief Executive	Adopted by Council	Estimated by Chief Executive	Adopted by Council	Estimated Outturn	Adopted by Council	Estimated Outturn
		€	€	€	€	€	€	€	€
Code	Environmental Services								
E01	Landfill Operation and Aftercare	1,709,929	1,709,929	3,237	3,237	1,727,987	1,977,430	3,237	3,237
E02	Recovery & Recycling Facilities Operations	1,048,909	1,048,909	19,285	19,285	950,080	1,047,517	17,285	17,285
E03	Waste to Energy Facilities Operations	0	0	0	0	0	0	0	0
E04	Provision of Waste to Collection Services	30,685	30,685	0	0	25,581	25,575	0	0
E05	Litter Management	2,004,331	2,004,331	209,400	209,400	1,891,116	1,887,795	226,650	226,650
E06	Street Cleaning	677,654	677,654	1,512	1,512	676,186	676,064	1,512	1,512
E07	Waste Regulations, Monitoring and Enforcement	797,533	797,533	471,135	471,135	763,609	762,654	471,134	471,134
E08	Waste Management Planning	60,408	60,408	0	0	60,311	60,308	0	0
E09	Maintenance of Burial Grounds	42,840	42,840	520	520	42,557	42,531	520	520
E10	Safety of Structures and Places	914,539	914,539	147,882	147,882	789,039	788,559	129,307	129,307
E11	Operation of Fire Service	7,748,248	7,748,248	333,824	333,824	7,260,697	7,256,973	334,324	334,324
E12	Fire Prevention	170,591	170,591	248,205	248,205	154,853	153,464	239,505	239,505
E13	Water Quality, Air and Noise Pollution	907,114	907,114	126,349	126,349	784,393	782,639	66,349	66,349
E14	Agency & Recoupable Services	0	0	0	0	0	0	0	0
E15	Climate Change and Flooding	434,104	434,104	278,590	278,590	160,173	160,173	0	0
	Service Division Total	16,546,885	16,546,885	1,839,939	1,839,939	15,286,582	15,621,682	1,489,823	1,489,823

ENVIRONMENTAL SERVICES

Code	Expenditure by Service and Sub-Service	2023		2022	
		Adopted by Council	Estimated by Chief Executive	Adopted by Council	Estimated Outturn
		€	€	€	€
E0101	Landfill Operations	1,361,455	1,361,455	1,403,913	1,653,913
E0102	Contribution to other LA's - Landfill Facilities	0	0	0	0
E0103	Landfill Aftercare Costs.	285,716	285,716	268,352	268,352
E0199	Service Support Costs	62,758	62,758	55,722	55,165
	Landfill Operation and Aftercare	1,709,929	1,709,929	1,727,987	1,977,430
E0201	Recycling Facilities Operations	720,635	720,635	693,752	793,752
E0202	Bring Centres Operations	0	0	0	0
E0204	Other Recycling Services	0	0	0	0
E0299	Service Support Costs	328,274	328,274	256,328	253,765
	Recovery & Recycling Facilities Operations	1,048,909	1,048,909	950,080	1,047,517
E0301	Waste to Energy Facilities Operations	0	0	0	0
E0399	Service Support Costs	0	0	0	0
	Waste to Energy Facilities Operations	0	0	0	0
E0401	Recycling Waste Collection Services	0	0	0	0
E0402	Organic Waste Collection Services	0	0	0	0
E0403	Residual Waste Collection Services	0	0	0	0
E0404	Commercial Waste Collection Services	0	0	0	0
E0406	Contribution to Waste Collection Services	30,000	30,000	25,000	25,000
E0407	Other Costs Waste Collection	0	0	0	0
E0499	Service Support Costs	685	685	581	575
	Provision of Waste to Collection Services	30,685	30,685	25,581	25,575
E0501	Litter Warden Service	585,015	585,015	548,810	548,810
E0502	Litter Control Initiatives	737,881	737,881	675,708	675,708
E0503	Environmental Awareness Services	323,989	323,989	334,505	334,505
E0599	Service Support Costs	357,446	357,446	332,093	328,772
	Litter Management	2,004,331	2,004,331	1,891,116	1,887,795
E0601	Operation of Street Cleaning Service	664,000	664,000	664,000	664,000
E0602	Provision and Improvement of Litter Bins	0	0	0	0
E0699	Service Support Costs	13,654	13,654	12,186	12,064
	Street Cleaning	677,654	677,654	676,186	676,064
E0701	Monitoring of Waste Regs (incl Private Landfills)	692,361	692,361	668,116	668,116
E0702	Enforcement of Waste Regulations	0	0	0	0
E0799	Service Support Costs	105,172	105,172	95,493	94,538
	Waste Regulations, Monitoring and Enforcement	797,533	797,533	763,609	762,654

ENVIRONMENTAL SERVICES

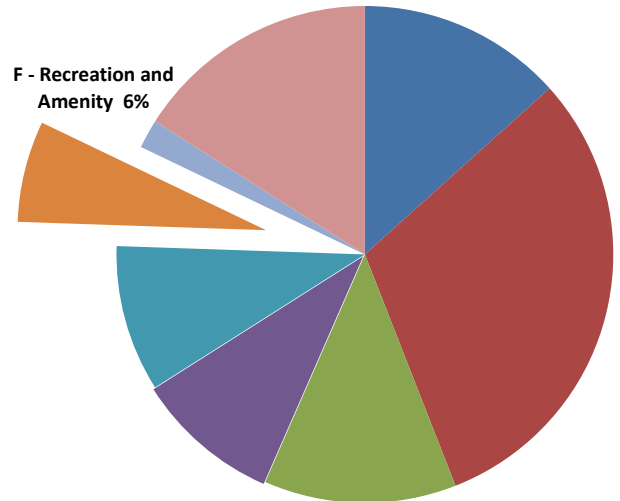
Code	Expenditure by Service and Sub-Service	2023		2022	
		Adopted by Council	Estimated by Chief Executive	Adopted by Council	Estimated Outturn
		€	€	€	€
E0801	Waste Management Plan	60,000	60,000	60,000	60,000
E0802	Contrib to Other Bodies Waste Management Planning	0	0	0	0
E0899	Service Support Costs	408	408	311	308
	Waste Management Planning	60,408	60,408	60,311	60,308
E0901	Maintenance of Burial Grounds	40,000	40,000	40,000	40,000
E0999	Service Support Costs	2,840	2,840	2,557	2,531
	Maintenance and Upkeep of Burial Grounds	42,840	42,840	42,557	42,531
E1001	Operation Costs Civil Defence	210,382	210,382	189,657	189,657
E1002	Dangerous Buildings	10,000	10,000	10,000	10,000
E1003	Emergency Planning	0	0	0	0
E1004	Derelict Sites	18,200	18,200	18,200	18,200
E1005	Water Safety Operation	621,882	621,882	523,176	523,176
E1099	Service Support Costs	54,075	54,075	48,006	47,526
	Safety of Structures and Places	914,539	914,539	789,039	788,559
E1101	Operation of Fire Brigade Service	6,776,749	6,776,749	6,324,742	6,324,742
E1103	Fire Services Training	563,600	563,600	563,600	563,600
E1104	Operation of Ambulance Service	0	0	0	0
E1199	Service Support Costs	407,899	407,899	372,355	368,631
	Operation of Fire Service	7,748,248	7,748,248	7,260,697	7,256,973
E1201	Fire Safety Control Cert Costs	0	0	0	0
E1202	Fire Prevention and Education	16,000	16,000	16,000	16,000
E1203	Inspection/Monitoring of Commercial Facilities	0	0	0	0
E1299	Service Support Costs	154,591	154,591	138,853	137,464
	Fire Prevention	170,591	170,591	154,853	153,464
E1301	Water Quality Management	711,641	711,641	608,991	608,991
E1302	Licensing and Monitoring of Air and Noise Quality	0	0	0	0
E1399	Service Support Costs	195,473	195,473	175,402	173,648
	Water Quality, Air and Noise Pollution	907,114	907,114	784,393	782,639
E1401	Agency & Recoupable Service	0	0	0	0
E1499	Service Support Costs	0	0	0	0
	Agency & Recoupable Services	0	0	0	0
E1501	Climate Change and Flooding	434,104	434,104	160,173	160,173
E1599	Service Support Costs	0	0	0	0
	Climate Change and Flooding	434,104	434,104	160,173	160,173
	Service Division Total	16,546,885	16,546,885	15,286,582	15,621,682

ENVIRONMENTAL SERVICES				
	2023		2022	
Income by Source	Adopted by Council	Estimated by Chief Executive	Adopted by Council	Estimated Outturn
	€	€	€	€
Government Grants				
Housing, Local Government and Heritage	662,458	662,458	679,708	679,708
Social Protection	0	0	0	0
Defence	136,605	136,605	118,030	118,030
Environment, Climate and Communications	0	0	0	0
Other	333,591	333,591	500	500
Total Grants & Subsidies (a)	1,132,654	1,132,654	798,238	798,238
Goods and Services				
Domestic Refuse Charges	0	0	0	0
Commercial Refuse Charges	0	0	0	0
Landfill Charges	0	0	0	0
Fire Charges	540,000	540,000	540,000	540,000
Superannuation	93,735	93,735	93,735	93,735
Agency Services & Repayable Works	0	0	0	0
Local Authority Contributions	0	0	0	0
Other income	73,550	73,550	57,850	57,850
Total Goods and Services (b)	707,285	707,285	691,585	691,585
Total Income c=(a+b)	1,839,939	1,839,939	1,489,823	1,489,823

Division F - Recreation and Amenity

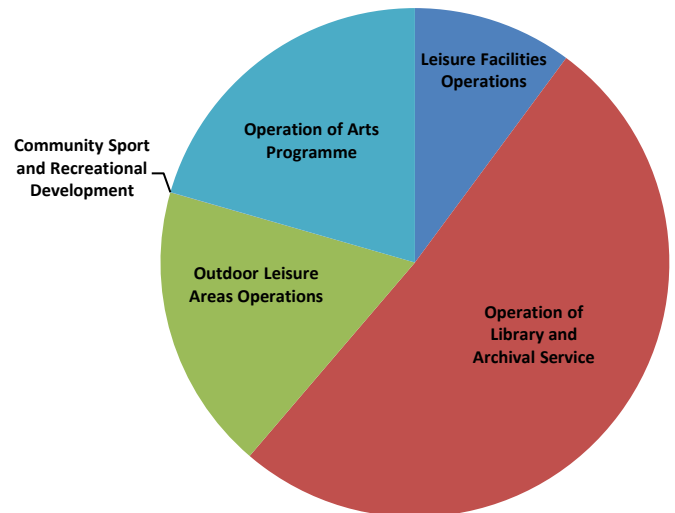
Division	Amount €	%
A Housing and Building	23,403,864	13%
B Road Transport & Safety	55,182,543	31%
C Water Services	21,861,623	12%
D Development Management	19,135,001	11%
E Environmental Services	16,546,885	9%
F Recreation and Amenity	10,342,221	6%
G Agriculture, Education, Health & Welfare	2,714,468	2%
H Miscellaneous Services	26,369,302	15%
Grand Total	175,555,907	100%

Overall Expenditure



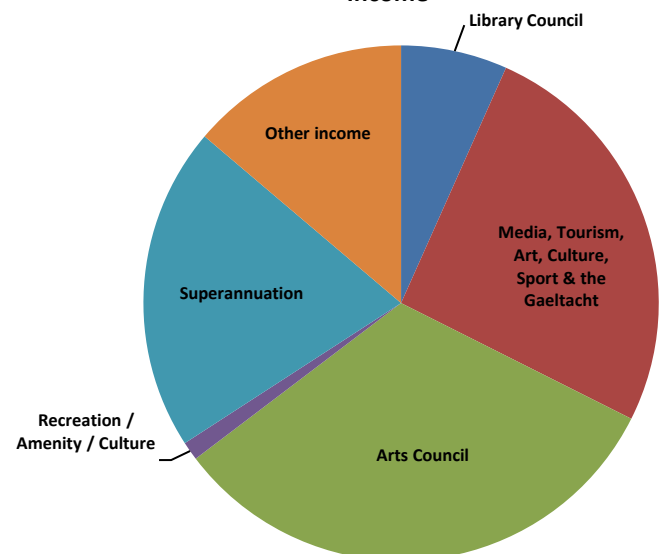
How the Division is Spent	Amount €	%
Leisure Facilities Operations	1,048,271	10.1%
Operation of Library and Archival Service	5,286,662	51.1%
Outdoor Leisure Areas Operations	1,881,578	18.2%
Community Sport & Recreational Development	1,281	0.0%
Operation of Arts Programme	2,124,429	20.5%
Grand Total	10,342,221	100%

Expenditure



Sources of Income in the Division	Amount €	%
Library Council	45,600	6.7%
Media, Tourism, Art, Culture, Sport & the Gaeltacht	175,657	25.7%
Arts Council	220,300	32.3%
Recreation / Amenity / Culture	8,000	1.2%
Superannuation	138,884	20.3%
Other income	94,230	13.8%
Grand Total	682,671	100%

Income



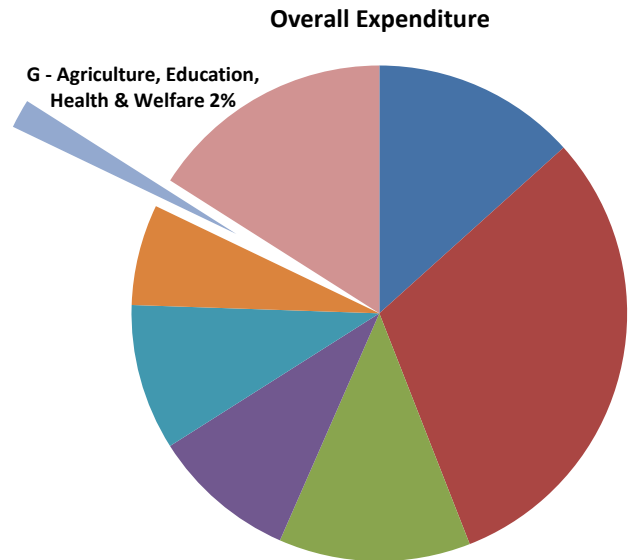
Expenditure & Income for 2023 and Estimated Outturn for 2022									
Division & Services		2023				2022			
		Expenditure		Income		Expenditure		Income	
		Adopted by Council	Estimated by Chief Executive	Adopted by Council	Estimated by Chief Executive	Adopted by Council	Estimated Outturn	Adopted by Council	Estimated Outturn
		€	€	€	€	€	€	€	€
Code	Recreation & Amenity								
F01	Leisure Facilities Operations	1,048,271	1,048,271	23,719	23,719	1,371,384	1,371,182	23,719	23,719
F02	Operation of Library and Archival Service	5,286,662	5,286,662	328,485	328,485	4,608,583	4,596,969	247,139	247,139
F03	Outdoor Leisure Areas Operations	1,881,578	1,881,578	38,949	38,949	1,798,461	1,797,119	38,949	38,949
F04	Community Sport and Recreational Development	1,281	1,281	0	0	172,968	172,956	97,263	97,263
F05	Operation of Arts Programme	2,124,429	2,124,429	291,518	291,518	1,951,524	1,948,733	354,271	354,271
F06	Agency & Recoupable Services	0	0	0	0	0	0	0	0
	Service Division Total	10,342,221	10,342,221	682,671	682,671	9,902,920	9,886,959	761,341	761,341

RECREATION & AMENITY					
Code	Expenditure by Service and Sub-Service	2023		2022	
		Adopted by Council	Estimated by Chief Executive	Adopted by Council	Estimated Outturn
		€	€	€	€
F0101	Leisure Facilities Operations	785,448	785,448	1,161,160	1,161,160
F0103	Contribution to External Bodies Leisure Facilities	240,000	240,000	190,000	190,000
F0199	Service Support Costs	22,823	22,823	20,224	20,022
	Leisure Facilities Operations	1,048,271	1,048,271	1,371,384	1,371,182
F0201	Library Service Operations	3,678,863	3,678,863	3,160,333	3,160,333
F0202	Archive Service	139,532	139,532	126,885	126,885
F0204	Purchase of Books, CD's etc.	160,000	160,000	160,000	160,000
F0205	Contributions to Library Organisations	0	0	0	0
F0299	Service Support Costs	1,308,267	1,308,267	1,161,365	1,149,751
	Operation of Library and Archival Service	5,286,662	5,286,662	4,608,583	4,596,969
F0301	Parks, Pitches & Open Spaces	1,374,491	1,374,491	1,324,491	1,324,491
F0302	Playgrounds	0	0	0	0
F0303	Beaches	357,670	357,670	339,724	339,724
F0399	Service Support Costs	149,417	149,417	134,246	132,904
	Outdoor Leisure Areas Operations	1,881,578	1,881,578	1,798,461	1,797,119
F0401	Community Grants	0	0	0	0
F0402	Operation of Sports Hall/Stadium	0	0	0	0
F0403	Community Facilities	0	0	0	0
F0404	Recreational Development	0	0	171,799	171,799
F0499	Service Support Costs	1,281	1,281	1,169	1,157
	Community Sport and Recreational Development	1,281	1,281	172,968	172,956
F0501	Administration of the Arts Programme	1,400,287	1,400,287	1,269,707	1,269,707
F0502	Contributions to other Bodies Arts Programme	0	0	0	0
F0503	Museums Operations	379,997	379,997	342,704	342,704
F0504	Heritage/Interpretive Facilities Operations	0	0	0	0
F0505	Festivals & Concerts	30,000	30,000	60,000	60,000
F0599	Service Support Costs	314,145	314,145	279,113	276,322
	Operation of Arts Programme	2,124,429	2,124,429	1,951,524	1,948,733
F0601	Agency & Recoupable Service	0	0	0	0
F0699	Service Support Costs	0	0	0	0
	Agency & Recoupable Services	0	0	0	0
	Service Division Total	10,342,221	10,342,221	9,902,920	9,886,959

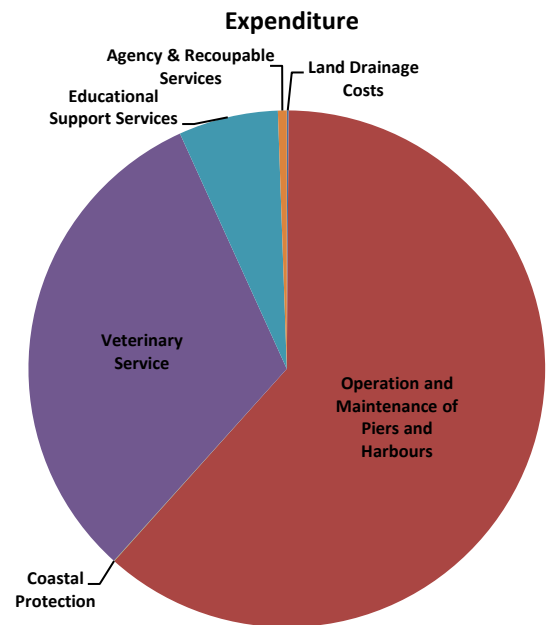
RECREATION & AMENITY				
	2023		2022	
Income by Source	Adopted by Council	Estimated by Chief Executive	Adopted by Council	Estimated Outturn
	€	€	€	€
Government Grants				
Housing, Local Government and Heritage	0	0	0	0
Education	0	0	0	0
Tourism, Culture, Arts, Gaeltacht, Sport and Media	175,657	175,657	108,831	108,831
Social Protection	0	0	0	0
Library Council	45,600	45,600	31,080	31,080
Arts Council	220,300	220,300	246,053	246,053
Transport	0	0	0	0
Rural and Community Development	0	0	0	0
Other	0	0	104,263	104,263
Total Grants & Subsidies (a)	441,557	441,557	490,227	490,227
Goods and Services				
Recreation/Amenity/Culture	8,000	8,000	8,000	8,000
Superannuation	138,884	138,884	138,884	138,884
Agency Services & Repayable Works	0	0	0	0
Local Authority Contributions	0	0	0	0
Other income	94,230	94,230	124,230	124,230
Total Goods and Services (b)	241,114	241,114	271,114	271,114
Total Income c=(a+b)	682,671	682,671	761,341	761,341

Division G - Agriculture, Education, Health & Welfare

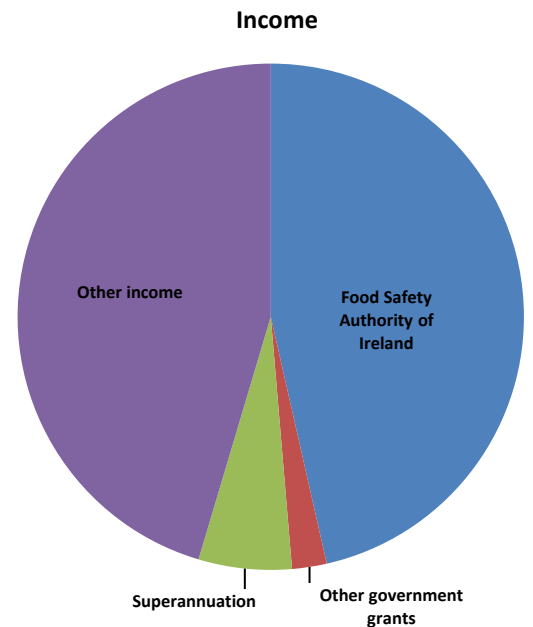
Division	Amount €	%
A Housing and Building	23,403,864	13%
B Road Transport & Safety	55,182,543	31%
C Water Services	21,861,623	12%
D Development Management	19,135,001	11%
E Environmental Services	16,546,885	9%
F Recreation and Amenity	10,342,221	6%
G Agriculture, Education, Health & Welfare	2,714,468	2%
H Miscellaneous Services	26,369,302	15%
Grand Total	175,555,907	100%



How the Division is Spent	Amount €	%
Land Drainage Costs	3,138	0.1%
Operation and Maintenance of Piers & Harbours	1,670,069	61.5%
Coastal Protection	752	0.0%
Veterinary Service	856,222	31.5%
Educational Support Services	169,287	6.2%
Agency & Recoupable Services	15,000	0.6%
Grand Total	2,714,468	100%



Sources of Income in the Division	Amount €	%
Food Safety Authority of Ireland	245,800	46.4%
Other government grants	11,700	2.2%
Superannuation	31,479	5.9%
Other income	240,200	45.4%
Grand Total	529,179	100%



Expenditure & Income for 2023 and Estimated Outturn for 2022									
Division & Services		2023				2022			
		Expenditure		Income		Expenditure		Income	
		Adopted by Council	Estimated by Chief Executive	Adopted by Council	Estimated by Chief Executive	Adopted by Council	Estimated Outturn	Adopted by Council	Estimated Outturn
		€	€	€	€	€	€	€	€
Code	Agriculture, Food and the Marine								
G01	Land Drainage Costs	3,138	3,138	173	173	140,201	139,922	137,582	137,582
G02	Operation and Maintenance of Piers and Harbours	1,670,069	1,670,069	71,972	71,972	1,697,170	1,663,046	71,972	71,972
G03	Coastal Protection	752	752	136	136	677	609	136	136
G04	Veterinary Service	856,222	856,222	452,704	452,704	804,888	790,677	444,209	444,209
G05	Educational Support Services	169,287	169,287	4,194	4,194	140,382	126,344	4,194	4,194
G06	Agency & Recoupable Services	15,000	15,000	0	0	85,885	85,885	0	0
	Service Division Total	2,714,468	2,714,468	529,179	529,179	2,869,203	2,806,483	658,093	658,093

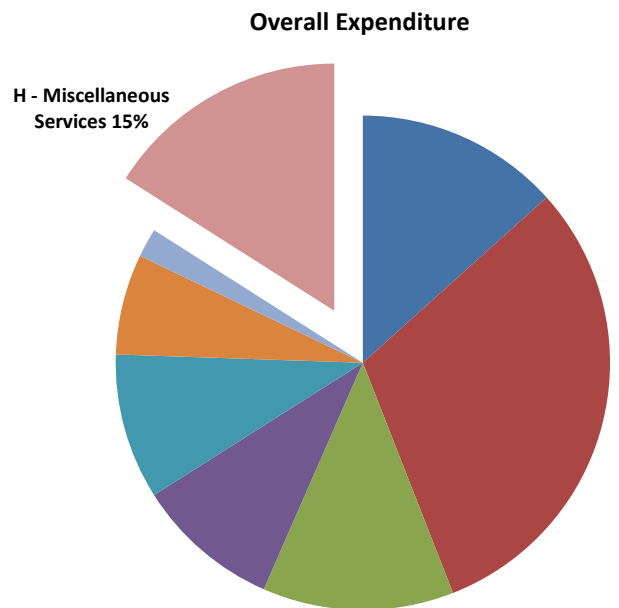
AGRICULTURE, FOOD AND THE MARINE

<u>Code</u>	Expenditure by Service and Sub-Service	2023		2022	
		Adopted by Council	Estimated by Chief Executive	Adopted by Council	Estimated Outturn
		€	€	€	€
G0101	Maintenance of Land Drainage Areas	0	0	137,409	137,409
G0102	Contributions to Joint Drainage Bodies	0	0	0	0
G0103	Payment of Agricultural Pensions	0	0	0	0
G0199	Service Support Costs	3,138	3,138	2,792	2,513
	Land Drainage Costs	3,138	3,138	140,201	139,922
G0201	Operation of Piers	0	0	0	0
G0203	Operation of Harbours	1,326,153	1,326,153	1,355,916	1,355,916
G0299	Service Support Costs	343,916	343,916	341,254	307,130
	Operation and Maintenance of Piers and Harbours	1,670,069	1,670,069	1,697,170	1,663,046
G0301	General Maintenance - Coastal Regions	0	0	0	0
G0302	Planned Protection of Coastal Regions	0	0	0	0
G0399	Service Support Costs	752	752	677	609
	Coastal Protection	752	752	677	609
G0401	Provision of Veterinary Service	5,000	5,000	5,000	5,000
G0402	Inspection of Abattoirs etc	323,071	323,071	303,860	303,860
G0403	Food Safety	0	0	0	0
G0404	Operation of Dog Warden Service	316,139	316,139	310,272	310,272
G0405	Other Animal Welfare Services (incl Horse Control)	44,510	44,510	43,643	43,643
G0499	Service Support Costs	167,502	167,502	142,113	127,902
	Veterinary Service	856,222	856,222	804,888	790,677
G0501	Payment of Higher Education Grants	0	0	0	0
G0502	Administration Higher Education Grants	0	0	0	0
G0505	Contribution to Education & Training Board	0	0	0	0
G0506	Other Educational Services	0	0	0	0
G0507	School Meals	0	0	0	0
G0599	Service Support Costs	169,287	169,287	140,382	126,344
	Educational Support Services	169,287	169,287	140,382	126,344
G0601	Agency & Recoupable Service	15,000	15,000	85,885	85,885
G0699	Service Support Costs	0	0	0	0
	Agency & Recoupable Services	15,000	15,000	85,885	85,885
	Service Division Total	2,714,468	2,714,468	2,869,203	2,806,483

AGRICULTURE, FOOD AND THE MARINE				
	2023		2022	
Income by Source	Adopted by Council	Estimated by Chief Executive	Adopted by Council	Estimated Outturn
	€	€	€	€
Government Grants				
Housing, Local Government and Heritage	0	0	0	0
Tourism, Culture, Arts, Gaeltacht, Sport and Media	0	0	0	0
Education	0	0	0	0
Transport	0	0	0	0
Food Safety Authority of Ireland	245,800	245,800	237,305	237,305
Agriculture, Food and the Marine	0	0	0	0
Other	11,700	11,700	149,109	149,109
Total Grants & Subsidies (a)	257,500	257,500	386,414	386,414
Goods and Services				
Superannuation	31,479	31,479	31,479	31,479
Agency Services & Repayable Works	0	0	0	0
Local Authority Contributions	0	0	0	0
Other income	240,200	240,200	240,200	240,200
Total Goods and Services (b)	271,679	271,679	271,679	271,679
Total Income c=(a+b)	529,179	529,179	658,093	658,093

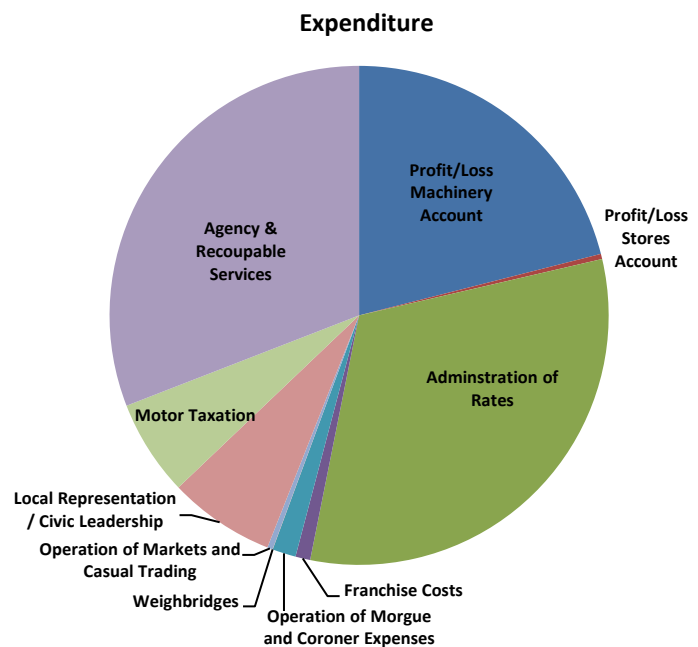
Division H - Miscellaneous Services

Division	Amount €	%
A Housing and Building	23,403,864	13%
B Road Transport & Safety	55,182,543	31%
C Water Services	21,861,623	12%
D Development Management	19,135,001	11%
E Environmental Services	16,546,885	9%
F Recreation and Amenity	10,342,221	6%
G Agriculture, Education, Health & Welfare	2,714,468	2%
H Miscellaneous Services	26,369,302	15%
Grand Total	175,555,907	100%



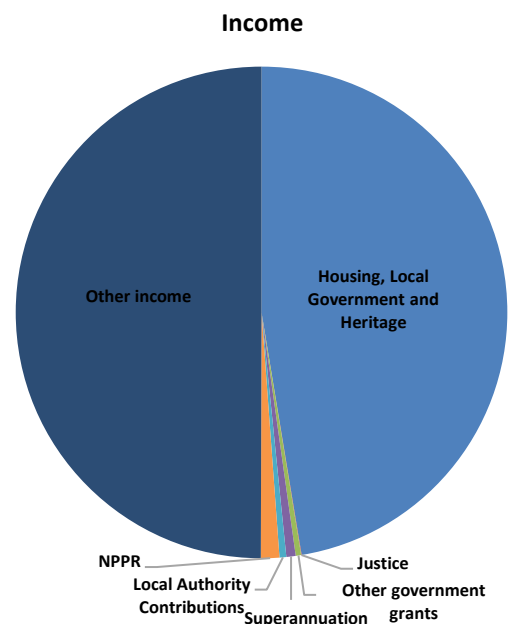
How the Division is Spent

How the Division is Spent	Amount €	%
Profit/Loss Machinery Account	5,547,464	21.0%
Profit/Loss Stores Account	88,373	0.3%
Administration of Rates	8,378,253	31.8%
Franchise Costs	253,170	1.0%
Operation of Morgue and Coroner Expenses	401,800	1.5%
Weighbridges	2,887	0.0%
Operation of Markets and Casual Trading	92,627	0.4%
Local Representation/Civic Leadership	1,818,288	6.9%
Motor Taxation	1,639,227	6.2%
Agency & Recoupable Services	8,147,213	30.9%
Grand Total	26,369,302	100%



Sources of Income in the Division

Sources of Income in the Division	Amount €	%
Housing, Local Government and Heritage	11,731,548	47.4%
Justice	8,264	0.0%
Other government grants	87,964	0.4%
Superannuation	151,361	0.6%
Local Authority Contributions	110,658	0.4%
NPPR	300,000	1.2%
Other income	12,366,570	50.0%
Grand Total	24,756,365	100%



Expenditure & Income for 2023 and Estimated Outturn for 2022									
Division & Services		2023				2022			
		Expenditure		Income		Expenditure		Income	
		Adopted by Council	Estimated by Chief Executive	Adopted by Council	Estimated by Chief Executive	Adopted by Council	Estimated Outturn	Adopted by Council	Estimated Outturn
		€	€	€	€	€	€	€	€
Code	Miscellaneous Services								
H01	Profit/Loss Machinery Account	5,547,464	5,547,464	4,229,947	4,229,947	5,269,538	5,159,681	4,173,006	4,173,006
H02	Profit/Loss Stores Account	88,373	88,373	211,756	211,756	99,467	97,278	211,756	211,756
H03	Adminstration of Rates	8,378,253	8,378,253	117,373	117,373	8,265,671	8,238,304	167,273	467,273
H04	Franchise Costs	253,170	253,170	5,067	5,067	242,192	232,011	5,067	5,067
H05	Operation of Morgue and Coroner Expenses	401,800	401,800	466	466	380,166	379,550	466	466
H06	Weighbridges	2,887	2,887	0	0	2,556	2,300	0	0
H07	Operation of Markets and Casual Trading	92,627	92,627	28,353	28,353	89,119	88,930	28,353	28,353
H08	Malicious Damage	0	0	0	0	0	0	0	0
H09	Local Representation/Civic Leadership	1,818,288	1,818,288	1,440	1,440	1,856,681	1,847,109	352,446	352,446
H10	Motor Taxation	1,639,227	1,639,227	94,498	94,498	1,484,029	1,406,163	94,497	94,497
H11	Agency & Recoupable Services	8,147,213	8,147,213	20,067,465	20,067,465	6,151,082	6,108,506	13,442,367	12,558,434
	Service Division Total	26,369,302	26,369,302	24,756,365	24,756,365	23,840,501	23,559,832	18,475,231	17,891,298

MISCELLANEOUS SERVICES					
Code	Expenditure by Service and Sub-Service	2023		2022	
		Adopted by Council	Estimated by Chief Executive	Adopted by Council	Estimated Outturn
		€	€	€	€
H0101	Maintenance of Machinery Service	114,762	114,762	84,000	84,000
H0102	Plant and Machinery Operations	4,137,823	4,137,823	4,086,964	4,086,964
H0199	Service Support Costs	1,294,879	1,294,879	1,098,574	988,717
Profit/Loss Machinery Account		5,547,464	5,547,464	5,269,538	5,159,681
H0201	Purchase of Materials, Stores	1,000	1,000	1,400	1,400
H0202	Administrative Costs Stores	62,936	62,936	76,173	76,173
H0203	Upkeep of Buildings, Stores	0	0	0	0
H0299	Service Support Costs	24,437	24,437	21,894	19,705
Profit/Loss Stores Account		88,373	88,373	99,467	97,278
H0301	Administration of Rates Office	520,000	520,000	520,000	520,000
H0302	Debt Management Service Rates	766,128	766,128	698,201	698,201
H0303	Refunds and Irrecoverable Rates	6,773,804	6,773,804	6,773,804	6,773,804
H0399	Service Support Costs	318,321	318,321	273,666	246,299
Administration of Rates		8,378,253	8,378,253	8,265,671	8,238,304
H0401	Register of Elector Costs	129,152	129,152	140,380	140,380
H0402	Local Election Costs	0	0	0	0
H0499	Service Support Costs	124,018	124,018	101,812	91,631
Franchise Costs		253,170	253,170	242,192	232,011
H0501	Coroner Fees and Expenses	394,711	394,711	374,002	374,002
H0502	Operation of Morgue	0	0	0	0
H0599	Service Support Costs	7,089	7,089	6,164	5,548
Operation and Morgue and Coroner Expenses		401,800	401,800	380,166	379,550
H0601	Weighbridge Operations	0	0	0	0
H0699	Service Support Costs	2,887	2,887	2,556	2,300
Weighbridges		2,887	2,887	2,556	2,300

MISCELLANEOUS SERVICES					
Code	Expenditure by Service and Sub-Service	2023		2022	
		Adopted by Council	Estimated by Chief Executive	Adopted by Council	Estimated Outturn
		€	€	€	€
H0701	Operation of Markets	0	0	0	0
H0702	Casual Trading Areas	90,524	90,524	87,228	87,228
H0799	Service Support Costs	2,103	2,103	1,891	1,702
Operation of Markets and Casual Trading		92,627	92,627	89,119	88,930
H0801	Malicious Damage	0	0	0	0
H0899	Service Support Costs	0	0	0	0
Malicious Damage		0	0	0	0
H0901	Representational Payments	1,044,288	1,044,288	994,264	994,264
H0902	Chair/Vice Chair Allowances	36,000	36,000	36,000	36,000
H0903	Annual Allowances LA Members	0	0	0	0
H0904	Expenses LA Members	539,700	539,700	541,700	541,700
H0905	Other Expenses	0	0	0	0
H0906	Conferences Abroad	18,000	18,000	18,000	18,000
H0907	Retirement Gratuities	50,000	50,000	150,000	150,000
H0908	Contribution to Members Associations	23,000	23,000	21,000	21,000
H0909	General Municipal Allocation	0	0	0	0
H0999	Service Support Costs	107,300	107,300	95,717	86,145
Local Representation/Civic Leadership		1,818,288	1,818,288	1,856,681	1,847,109
H1001	Motor Taxation Operation	745,784	745,784	705,371	705,371
H1099	Service Support Costs	893,443	893,443	778,658	700,792
Motor Taxation		1,639,227	1,639,227	1,484,029	1,406,163
H1101	Agency & Recoupable Service	7,534,354	7,534,354	5,604,582	5,604,582
H1102	NPPR	125,920	125,920	120,717	120,717
H1199	Service Support Costs	486,939	486,939	425,783	383,207
Agency & Recoupable Services		8,147,213	8,147,213	6,151,082	6,108,506
Service Division Total		26,369,302	26,369,302	23,840,501	23,559,832

MISCELLANEOUS SERVICES				
	2023		2022	
Income by Source	Adopted by Council	Estimated by Chief Executive	Adopted by Council	Estimated Outturn
	€	€	€	€
Government Grants		0		
Housing, Local Government and Heritage	11,731,548	11,731,548	5,334,251	5,334,251
Agriculture, Food and the Marine	0	0	0	0
Social Protection	0	0	0	0
Justice	8,264	8,264	0	0
Other	87,964	87,964	87,964	87,964
Total Grants & Subsidies (a)	11,827,776	11,827,776	5,422,215	5,422,215
Goods and Services				
Superannuation	151,361	151,361	151,362	151,362
Agency Services & Repayable Works	0	0	0	0
Local Authority Contributions	110,658	110,658	109,144	109,144
NPPR	300,000	300,000	500,000	800,000
Other income	12,366,570	12,366,570	12,292,510	11,408,577
Total Goods and Services (b)	12,928,589	12,928,589	13,053,016	12,469,083
Total Income c=(a+b)	24,756,365	24,756,365	18,475,231	17,891,298

APPENDIX 1	
Summary of Central Management Charge	
	2023 €
Area Office Overhead	1,391,319
Corporate Affairs Overhead	2,154,338
Corporate Buildings Overhead	2,151,021
Finance Function Overhead	2,786,272
Human Resource Function	1,895,122
IT Services	3,793,710
Print/Post Room Service Overhead Allocation	351,406
Pension & Lump Sum Overhead	10,039,386
Total Expenditure Allocated to Services	24,562,574

APPENDIX 2

Summary of Local Property Tax Allocation

			2023 €
Discretionary Local Property Tax - Revenue Budget (Table A)			26,379,846
Local Property Tax Self Funding - Revenue Budget			
	Housing & Building	0	
	Road Transport & Safety	0	
			0
Total Local Property Tax - Revenue Budget			26,379,846
Local Property Tax Self Funding - Capital Budget			
	Housing & Building	0	
	Road Transport & Safety	0	
			0
Total Local Property Tax - Capital Budget			0
Total Local Property Tax Allocation (Post Variation)			26,379,846

CERTIFICATE OF ADOPTION

I hereby certify that at the budget meeting of Donegal County Council held this 21st day of November, 2022 the Council by Resolution adopted for the financial year ending on the 31st day of December, 2023 the budget set out in Tables A to F and by Resolution determined in accordance with the said budget the Rate set out in Table A to be the annual rate on valuation to be levied for that year for the purposes set out in those Tables.

Signed Seán Blaney
Cathaoirleach

Countersigned John G. McLaughlin
Chief Executive

Dated this 21st day of November, 2022

Killybegs 2040 – A Town Centre Regeneration Project





Letterkenny 2040 - Public Consultation on Design Concepts for Key Regeneration Sites



Donegal County Council adds Electric Vehicles to its Transport Fleet



Official Opening of Carrigart Digital Hub by Minister Heather Humphreys



President Michael D. Higgins visiting Donegal Emergency Services



Official opening of Bruckless Community Playground



Opening of iCARE Sensory Garden



Opening of Arranmore Shorefront Amenity Development by Minister Heather Humphreys



Official re-opening of Swan Park, Buncrana



Major renewable energy retrofit for Letterkenny PSC



North West Regional Development Group welcomes Shared Island funding



Unveiling of MacIntyre House Plaque in Lifford



An Taoiseach, Micheál Martin meeting members of the North West Regional Development Group



Launch of Ballyshannon Regeneration Strategy



Paul McGinley awarded Freedom of the County